

ANGELES CITY

INFLATION RATE

DECEMBER - JANUARY
2024 2025

**Bottom 30%
All Income Households**

(2018 = 100)

↑ 4.7



The inflation rate for the bottom 30 of all-income households in Angeles City increased to 4.7 percent from 3.4 percent in January 2025.

COMMODITY GROUP DECEMBER 2024 JANUARY 2025

ALL ITEMS

3.4


4.7



Food and Non-Alcoholic Beverages

2.1


4.7



Alcoholic Beverages and Tobacco

0.6

0.4



Clothing and Footwear

3.5


3.5



Housing, Water, Electricity, Gas and other Fuels

0.3



0.7



Furnishings, Household Equipment and Routine Household Maintenance

2.5


2.6



Health

4.6


4.5



Transport

0.2


0.4



Information and Communication

2.9

2.9



Recreation, Sports and Culture

9.6

9.6



Education Services

4.4


4.4



Restaurants and Accommodation Services

13.0


13.0



Financial Services

0.0

0.0



Personal Care, and Miscellaneous Goods and Services

14.0

13.5



LEGEND: INCREASE ↑ DECREASE ↓ NO CHANGE =

Source: Survey of Retail Prices of Commodities for the Generation of CPI, PSA