

















ANNUAL VOLUME OF PRODUCTION, LIVESTOCK AND POULTRY (IN METRIC TONS)

LIVESTOCK

CATTLE  17.99%  <p>2024: 563.36 2023: 477.46</p>	GOAT  -1.54%  <p>2024: 190.46 2023: 193.45</p>
CARABAO  1.81%  <p>2024: 182.80 2023: 179.55</p>	HOG  -27.82%  <p>2024: 2,716.11 2023: 3,762.80</p>

POULTRY

CHICKEN  -0.61%  <p>2024: 530.12 2023: 533.37</p>	CHICKEN EGGS  4.59%  <p>2024: 139.54 2023: 133.42</p>
DUCK  3.58%  <p>2024: 81.63 2023: 78.81</p>	DUCK EGGS  -29.04%  <p>2024: 67.52 2023: 95.14</p>