

CENTRAL LUZON'S CONSUMER PRICE INDEX

March 2025 (2018=100)

CPI for ALL ITEMS



132.2

On the average, prices of goods and services have increased by 32.2 percent from 2018 to March 2025.

INFLATION RATE

2.0%

The average price level of consumer goods and services recorded 2.0 percent increase in March 2025 from March 2024.

PURCHASING POWER OF PESO

0.76

A peso in 2018 is only worth 76 centavos in February 2025.

CPI BY MAJOR COMMODITY GROUP (2018=100)



Alcoholic Beverages and Tobacco
225.2



Financial Services
145.6



Food and Non-Alcoholic Beverages
136.0



Restaurants and Accommodation Services
130.2




Transport
129.9



Housing, Water, Electricity, Gas and Other Fuels
126.7




Personal Care, and Miscellaneous Goods and Services
126.7




Health
125.4



Clothing and Footwear
124.4



Furnishings, Household Equipment and Routine Household Maintenance
122.2



Recreation, Sport and Culture
122.1



Education Services
114.6



Information and Communication
103.3

For further information and technical inquiries:



Visit our website:
rso03.psa.gov.ph



Email us at:
rso03@psa.gov.ph



Call us at:
(045) 455 2552



Like us on Facebook:
fb.com/PSARegion3



Follow us on X:
[@PSA_RSS03](https://twitter.com/PSA_RSS03)