

CENTRAL LUZON'S CONSUMER PRICE INDEX

February 2025 (2018=100)

CPI for ALL ITEMS



132.7

On the average, prices of goods and services have increased by 32.7 percent from 2018 to February 2025.

INFLATION RATE

2.3%

The average price level of consumer goods and services recorded 2.3 percent increase in February 2025 from February 2024.

PURCHASING POWER OF PESO

0.75

A peso in 2018 is only worth 75 centavos in February 2025.

CPI BY MAJOR COMMODITY GROUP (2018=100)



Alcoholic Beverages and Tobacco
223.6



Financial Services
145.6



Food and Non-Alcoholic Beverages
137.2



Transport
130.8




Restaurants and Accommodation Services
130.2



Housing, Water, Electricity, Gas and Other Fuels
127.1




Personal Care, and Miscellaneous Goods and Services
126.4




Health
125.3



Clothing and Footwear
124.2



Recreation, Sport and Culture
122.1



Furnishings, Household Equipment and Routine Household Maintenance
122.0



Education Services
114.6



Information and Communication
103.3

Icons from canva.com
Source: Philippine Statistics Authority

For further information and technical inquiries:



Visit our website:
rso03.psa.gov.ph



Email us at:
rso03@psa.gov.ph



Call us at:
(045) 455 2552



Like us on Facebook:
fb.com/PSARegion3



Follow us on X:
[@PSA_RSS03](https://twitter.com/PSA_RSS03)