

















VOLUME OF PRODUCTION, LIVESTOCK AND POULTRY

(IN METRIC TONS)
SECOND QUARTER OF 2024

LIVESTOCK

 <p>CATTLE  45.26%</p> <p>2024: 153.85 2023: 105.91</p>	 <p>GOAT  3.56%</p> <p>2024: 60.56 2023: 58.48</p>
 <p>CARABAO  8.20%</p> <p>2024: 26.40 2023: 24.40</p>	 <p>SWINE  -42.02%</p> <p>2024: 600.61 2023: 1,035.83</p>

POULTRY

 <p>CHICKEN  2.83%</p> <p>2024: 142.44 2023: 138.52</p>	 <p>CHICKEN EGGS  13.05%</p> <p>2024: 36.56 2023: 32.34</p>
 <p>DUCK  1.31%</p> <p>2024: 13.91 2023: 13.73</p>	 <p>DUCK EGGS  -35.76%</p> <p>2024: 11.93 2023: 18.57</p>