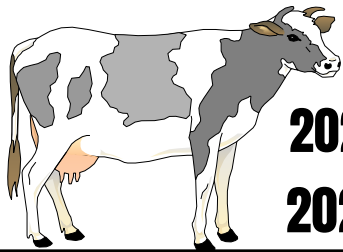


LIVESTOCK AND POULTRY INVENTORY

AS OF JULY 01, 2024


LIVESTOCK (IN HEADS)

CATTLE INVENTORY




-1.58%
2024: **21,369**
2023: **21,712**

GOAT INVENTORY




5.01%
2024: **11,510**
2023: **10,961**

CARABAO INVENTORY



1.21%
2024: **20,272**
2023: **20,029**


SWINE INVENTORY



-27.06%
2024: **15,520**
2023: **21,279**


POULTRY (BIRDS)

CHICKEN INVENTORY



9.14%
2024: **131,049**
2023: **120,077**

DUCK INVENTORY



5.42%
2024: **49,054**
2023: **46,533**

