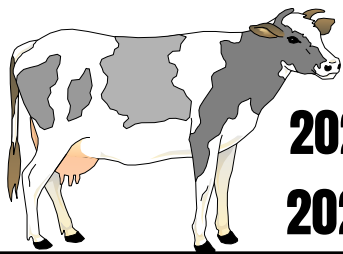


LIVESTOCK AND POULTRY INVENTORY

AS OF APRIL 01, 2024


LIVESTOCK (IN HEADS)

CATTLE INVENTORY




-0.27%
2024: **21,777**
2023: **21,837**

GOAT INVENTORY




15.75%
2024: **12,103**
2023: **10,456**

CARABAO INVENTORY



1.11%
2024: **20,207**
2023: **19,985**


SWINE INVENTORY



-41.83%
2024: **16,418**
2023: **28,223**


POULTRY (BIRDS)

CHICKEN INVENTORY



8.16%
2024: **163,382**
2023: **151,050**

DUCK INVENTORY



10.41%
2024: **44,036**
2023: **39,883**

