

REFERENCE NO: 2024-IGFP-Q22024-078

RELEASE DATE: OCTOBER 8, 2024

# COMMERCIAL FISHERIES STATISTICS

## SECOND QUARTER 2024

### VOLUME OF PRODUCTION

The total Commercial Fisheries volume of production for the Second Quarter of 2024 was posted at:

**48.76**  
METRIC TONS




### PERCENTAGE CHANGE







The Production of Commercial Fisheries for the Second Quarter of 2024 exhibited a

**-11.33%**

or 6.23 Metric Tons decrease in production compared to the 54.99 Metric Tons volume of Production in the Second Quarter of 2023.



## BREAKDOWN OF CAUGHT PRODUCTS

PERCENTAGE SHARE OF SPECIES	VOLUME OF PRODUCTION BY SPECIES (In Metric Tons)			
	Species Caught	2023	2024	Percentage Change
12.51%	 FRIGATE TUNA	6.08	6.10	0.33% ↑
8.70%	 ROUNDSCAD	5.70	4.24	-25.61% ↓
25.41%	 YELLOWFIN TUNA	12.81	12.39	-3.28% ↓
22.58%	 SPANISH MACKEREL	15.20	11.01	-27.57% ↓
7.01%	 SKIPJACK	3.50	3.42	-2.29% ↓
23.79%	 OTHERS	11.70	11.60	-0.85% ↓



Philippine Statistics Authority- Aurora



JS Center, Brgy. Pingit, Baler, Aurora



(042) 724 2155



Aurora@psa.gov.ph

APPROVED FOR RELEASE:

**FERDINAND E. SANTIAGO**  
(SUPERVISING STATISTICAL SPECIALIST)  
OFFICER-IN-CHARGE