

REFERENCE NO: 2024-IGFS-Q12024-055

RELEASE DATE: MAY 28, 2024

AQUACULTURE STATISTICS

FIRST QUARTER 2024


VOLUME OF PRODUCTION

The total Aquaculture volume of production for the First Quarter of 2024 was posted at:



28.93
METRIC TONS

PERCENTAGE CHANGE



The Production of Aquaculture for the First Quarter of 2024 exhibited a


39.62%

or 8.21 Metric Tons increase in production compared to the 20.72 Metric Tons volume of Production in the First Quarter of 2023.

BREAKDOWN OF CAUGHT PRODUCTS


VOLUME OF PRODUCTION BY SPECIES (IN METRIC TONS)

TILAPIA ↑ **41.63%**




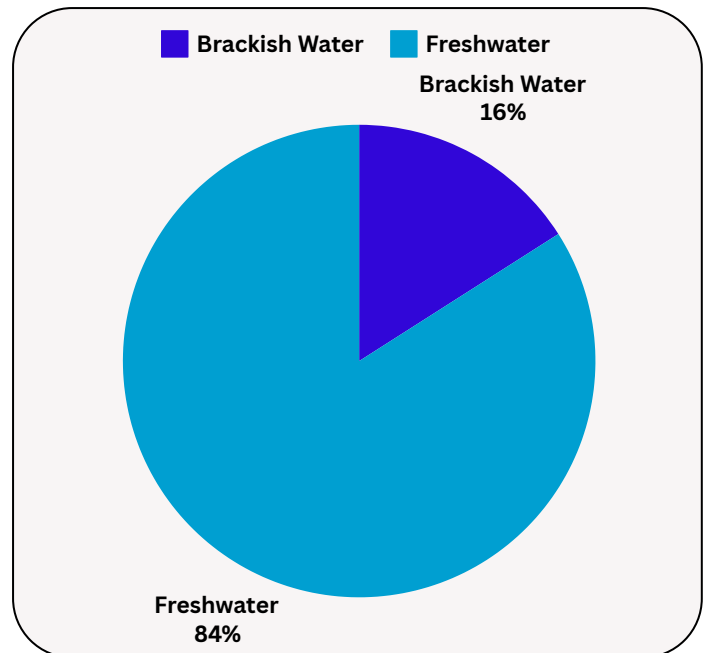
2024: 28.75
2023: 20.30

MILKFISH ↓ **-57.14%**



2024: 0.18
2023: 0.42

BREAKDOWN BY TYPE OF ENVIRONMENT



APPROVED FOR RELEASE:
Ferdinand E. Santiago
FERDINAND E. SANTIAGO
(SUPERVISING STATISTICAL SPECIALIST)
OFFICER-IN-CHARGE