

REFERENCE NO: 2024-IGFS-Q12024-052

RELEASE DATE: MAY 21, 2024

COMMERCIAL FISHERIES STATISTICS

FIRST QUARTER 2024

VOLUME OF PRODUCTION

The total Commercial Fisheries volume of production for the First Quarter of 2024 was posted at:

17.44
METRIC TONS




PERCENTAGE CHANGE







The Production of Commercial Fisheries for the First Quarter of 2024 exhibited a

-10.56%

or 2.06 Metric Tons decrease in production compared to the 19.50 Metric Tons volume of Production in the First Quarter of 2023.



BREAKDOWN OF CAUGHT PRODUCTS

PERCENTAGE SHARE OF SPECIES	VOLUME OF PRODUCTION BY SPECIES (In Metric Tons)			
	Species Caught	2023	2024	Percentage Change
24.66%	 FRIGATE TUNA	4.01	4.30	7.23% ↑
23.85%	 ROUNDSCAD	5.52	4.16	-24.64% ↓
22.53%	 YELLOWFIN TUNA	5.01	3.93	-21.56% ↓
16.11%	 SPANISH MACKEREL	2.60	2.81	8.08% ↑
1.61%	 SKIPJACK	0.37	0.28	-24.32% ↓
11.35%	 OTHERS	1.99	1.98	-0.50% ↓



Philippine Statistics Authority- Aurora



JS Center, Brgy. Pingit, Baler, Aurora



(042) 724 2155



Aurora@psa.gov.ph

APPROVED FOR RELEASE:

Ferdinand E. Santiago
(SUPERVISING STATISTICAL SPECIALIST)
OFFICER-IN-CHARGE