



PSA AURORA CONDUCTS PSIC TRAINING TO EMPOWER BPLOS IN NORTHERN MUNICIPALITIES

The Aurora Provincial Statistical Office organized a training session for the Business Permit and Licensing Officer (BPLOs) of Casiguran, Dinalungan, and Dilasag (collectively known as DICADI) to support the adoption of the Philippine Standard Industrial Classification (PSIC), held on 27 May 2025 in Casiguran, Aurora.

The session was facilitated by PSA Aurora personnel: Irene C. Sindac, Statistical Specialist II; Sonia U. Dulay, Registration Officer II; and Shiney Marie S. Caruluan, Statistical Analyst. The program aimed to enhance the BPLOs' understanding and proficiency in utilizing the PSIC to process LGU business registries more accurately and efficiently.

The training emphasized the vital role standardized classification systems play in improving the quality and consistency of local business data as an essential foundation for evidence-based policymaking and planning. By aligning local business registries with national standards, LGUs can streamline permit processing, minimize discrepancies, and promote a more business-friendly environment.

Through initiatives like this, PSA reaffirms its commitment to strengthening local governance and fostering sustainable economic growth by equipping LGUs with the tools and knowledge to manage business data transparently and effectively.

INSIDE THIS ISSUE:

PSA AURORA CONDUCTS PSIC TRAINING

AURORA'S INFLATION RATE IN MAY 2025

PSA-AURORA ENSURES INTEGRITY OF CRASM APPLICATIONS THROUGH CHURCH VISITATIONS

PSA JOINS DILG-LED MULTI-STAKEHOLDERS ADVISORY COMMITTEE 1ST QUARTER MEETING

PSA-AURORA CONDUCTS BRAP INFORMATION DISSEMINATION IN REMOTE BARANGAYS

VOLUME OF LIVESTOCK PRODUCTION IN AURORA

FIGURE 1. YEAR-ON-YEAR INFLATION RATES BY MONTH:
PHILIPPINES AND AURORA
MAY 2024 TO MAY 2025 (2018=100)

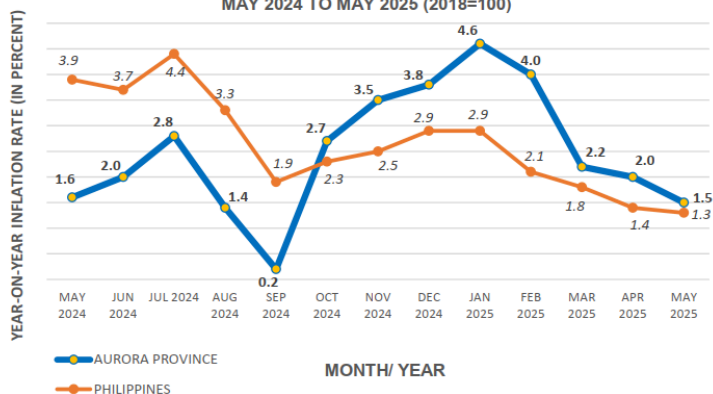


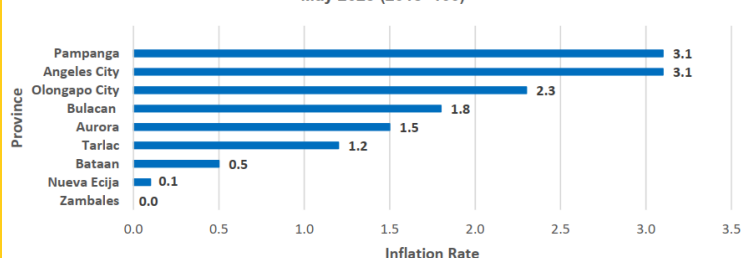
Table 1. Year-on-Year Inflation Rates by Commodity Group:
Aurora (2018 = 100)
(in percent)

Commodity Group	May 2024	April 2025	May 2025
All Items	1.6	2.0	1.5
Food and Non-Alcoholic Beverages	5.0	1.2	3.4
Alcoholic Beverages and Tobacco	4.8	2.9	2.6
Clothing and Footwear	4.5	0.0	-0.2
Housing, Water, Electricity, Gas, and Other Fuels	-8.1	2.8	-6.9
Furnishings, Household Equipment and Routine Household Maintenance	0.0	1.1	1.0
Health	1.5	13.9	13.3
Transport	-0.5	-2.3	-3.4
Information and Communication	0.0	0.2	0.1
Recreation, Sport and Culture	6.8	2.6	2.3
Education Services	0.4	22.9	22.9
Restaurants and Accommodation Services	2.6	3.1	3.1
Financial Services	0.0	0.0	0.0
Personal Care, and Miscellaneous Goods and Services	1.9	2.28	2.8

Table 1a. Year-on-Year Changes in the Consumer Price Index, Food Group of
Aurora (2018 = 100) in May 2025 (in percent)

Food Group	May 2024	April 2025	May 2025
Food	5.1	1.1	3.4
Cereals	17.8	-11.3	-10.6
Rice	24.0	-17.1	-16.2
Corn	18.1	4.1	4.9
Flour, Bread and Other Bakery Products, Pasta Products, and Other Cereals	5.0	2.9	2.8
Meat and Other Parts of Slaughtered Land Animals	2.3	8.4	9.2
Fish and Other Seafood	-0.3	0.8	3.7
Milk, Other Dairy Products, and Eggs	-6.7	8.0	8.1
Oils and Fats	-9.1	7.6	9.4
Fruits and Nuts	5.8	36.0	38.2
Vegetables, Tubers, Plantains, Cooking Bananas, and Pulses	8.7	1.9	13.8
Sugar, Confectionery and Desserts	-7.9	2.7	1.5
Ready-Made Food and Other Food Products N.E.C.	6.0	4.2	3.8

Figure 2. Year-on-Year Inflation Rates by Province:
May 2025 (2018=100)



AURORA'S INFLATION DECELERATES TO 1.5 PERCENT IN MAY 2025

Aurora's annual inflation rate eased to 1.5 percent in May 2025 (*Refer to Figure 1*), a decline from 2.0 percent in April and slightly lower than the 1.6 percent recorded in May 2024. This downtrend was mainly driven by the slower increases in prices of Health (13.3% from 13.9%) and Alcoholic Beverages and Tobacco (2.6%).

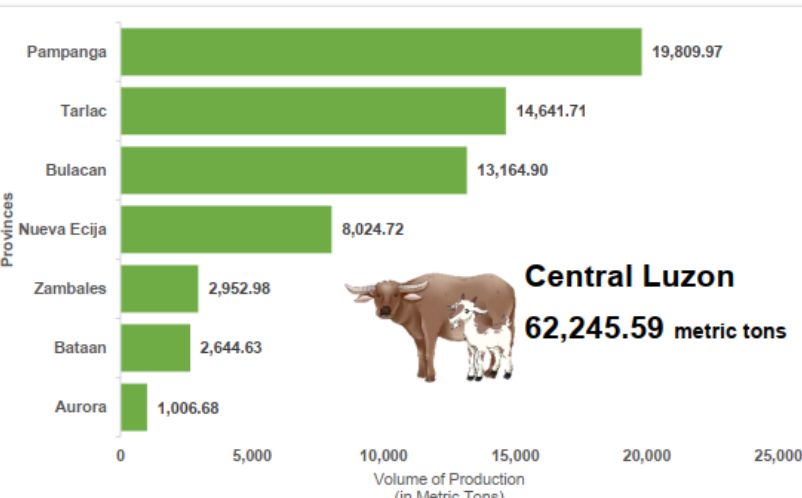
Several commodity groups posted lower monthly increments, including Furnishings, Household Equipment and Routine Household Maintenance (1.0%), Recreation, Sport and Culture (2.3%), Information and Communication (0.1%), Clothing and Footwear (-0.2%), Transport (-3.4%), and Housing, Water, Electricity, Gas, and Other Fuels (-6.9%). Meanwhile, Food and Non-Alcoholic Beverages rose to 3.4 percent, up from 1.2 percent in April. Indices that retained their previous month's rates include Education Services (22.9%), Restaurants and Accommodation Services (3.1%), Personal Care and Miscellaneous Goods and Services (2.8%), and Financial Services (0.0%). (*Refer to Table 1*)

Aurora's food inflation increased to 3.4 percent in May from 1.1 percent in April. This rise was primarily due to a surge in Vegetables, Tubers, Plantains, Cooking Bananas, and Pulses (13.8%), along with higher rates in Fish and Other Seafood (3.7%), Meat (9.2%), Fruits and Nuts (38.2%), Oils and Fats (9.4%), Milk and Eggs (8.1%), and Corn (4.9%). Conversely, lower annual increments were recorded in Flour and Bakery Products (2.8%), Sugar and Desserts (1.5%), and Ready-made Food (3.8%). (*Refer to Table 1a*)

Regionally, Pampanga and Angeles City posted the highest inflation rate in Central Luzon at 3.1%, followed by Olongapo City at 2.3% and Bulacan at 1.8%. Aurora and Tarlac recorded 1.5 percent and 1.2 percent, respectively. Meanwhile, Bataan and Nueva Ecija registered lower rates at 0.5 percent and -0.1 percent. Zambales continued to report the lowest inflation in the region, holding steady at 0.0 percent. (*See Figure 2*)

VOLUME OF LIVESTOCK PRODUCTION IN AURORA DROPS BY 14.07% IN 4TH QTR OF 2024

Source: Philippine Statistics Authority, Livestock and Poultry Production Survey



The province recorded a significant decline in its livestock production, dropping by -14.07% from 1,171.45 metric tons in the 4th quarter of 2023 to 1,006.68 metric tons in the same quarter of 2024. This marks the largest percentage decrease among the provinces in Central Luzon.

Aurora accounted for only 1.62 percent of the total livestock production in the region, the smallest share, followed by Bataan with 2,644.63 metric tons or 4.25%. In contrast, Pampanga remained the top producer, contributing 19,809.97 metric tons or 31.83% of the region's total output. (Refer to Figure 1)

While Aurora experienced a decline, other provinces posted gains. Nueva Ecija recorded the highest growth in livestock production at 27.62%, followed by Bulacan with 12.25%. Overall, the total livestock production in Central Luzon grew by 5.64%, driven by increases in major producing provinces. (Refer to Table 1)

Table 1. Volume of Livestock Production by Province in Central Luzon, 4th Qtr. 2024

Province	Volume of Production		Growth Rate
	Q4 2024	Q4 2023	
CENTRAL LUZON	62,245.59	58,922.94	5.64%
Nueva Ecija	8,024.72	6,288.11	27.62%
Bulacan	13,164.90	11,728.26	12.25%
Zambales	2,952.98	2,669.37	10.62%
Bataan	2,644.63	2,423.96	9.10%
Pampanga	19,809.97	19,606.09	1.04%
Tarlac	14,641.71	15,035.72	-2.62%
Aurora	1,006.68	1,171.45	-14.07%

The total livestock production in Aurora for the 4th quarter of 2024 was composed of carabao, cattle, hog, and goat, with hog production accounting for the largest share (Refer to Table 1 and Figure 2). Hog output reached 748.67 metric tons, a -19.35 percent decrease from 928.34 metric tons in the same period of 2023. This sharp drop was the primary contributor to the overall 14.07 percent decline in the province's livestock production.

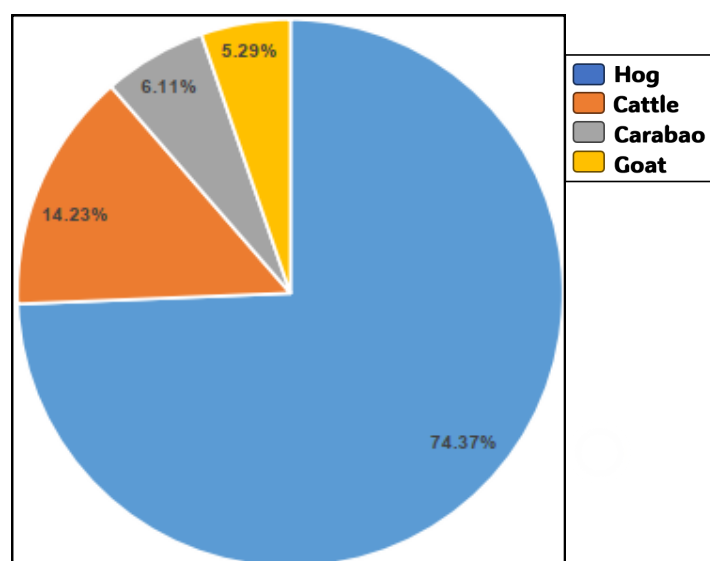
Table 2. Growth Rate of Volume production by Livestock by Animal Type in Aurora: Fourth Quarter 2024

Livestock	Production (metric tons)		Growth Rate
	Fourth Quarter 2024	Fourth Quarter 2023	
TOTAL	1,006.69	1,171.45	-14.07%
Cattle	143.26	125.97	13.73%
Goat	53.26	50.09	6.32%
Carabao	61.50	67.05	-8.28%
Hog	748.67	928.34	-19.35%

Source: Philippine Statistics Authority, Livestock and Poultry Production Survey

In contrast, cattle production posted the highest growth, rising by 13.73 percent to 143.26 metric tons in Q4 2024 from 125.97 metric tons in Q4 2023. Despite this increase, it wasn't enough to offset the overall downturn led by hogs.

Figure 2. Percentage of Volume of Livestock Production by Animal Type 4th Qtr 2024



In terms of composition, hog production dominated the livestock sector with a 74.37 percent share, while goat production contributed the least, making up only 5.29 percent of the total output. (Refer to Figure 2)



PSA JOINS DILG-LED MULTI-STAKEHOLDERS ADVISORY COMMITTEE 1ST QUARTER MEETING

The Philippine Statistics Authority (PSA) – Aurora, represented by Statistical Specialist II Ms. Irene C. Sindac, actively participated in the First Quarter Multi-Stakeholders Advisory Committee (MSAC) Meeting on May 7, 2025, at 8:30 AM, held at the DILG Aurora Conference Room, Public Market Compound, Brgy. Suclayin, Baler, Aurora.

The meeting was convened by Provincial Director Ener P. Cambronero of the Department of the Interior and Local Government (DILG), who also serves as the MSAC Chairperson. The gathering brought together key representatives from various national government agencies and private sector organizations, aiming to strengthen inter-agency collaboration and improve the delivery of government services in the province.

Through its active involvement in the MSAC, the PSA reaffirmed its commitment in supporting data-driven governance and cross-sectoral partnerships for local development.



PSA-AURORA CONDUCTS BRAP INFORMATION DISSEMINATION IN REMOTE BARANGAYS

In line with its commitment to promote civil registration awareness and improve vital statistics reporting, the Philippine Statistics Authority - Aurora Provincial Statistical Office conducted a series of information dissemination sessions on the Barangay Civil Registration and Vital Statistics Action Plan (BRAP) throughout the month of May 2025.

These sessions were held in conjunction with the agency's mobile registration and Step 2 National ID Registration activities, targeting remote and underserved barangays in the province. The initiative aimed to educate residents on the importance of timely and accurate civil registration and to empower barangay officials in maintaining vital statistics.

A total of 292 individuals participated across eight sessions, which were strategically scheduled to coincide with community activities for maximum outreach. Below are the details of the sessions:

- May 01, 2025 – Brgy. Hall, Brgy. Dibut, San Luis, Aurora (56 individuals attended; held during Step 2 National ID Registration)
- May 02, 2025 – So. Ilaya, Brgy. Zabali, Baler, Aurora (27 individuals attended; in coordination with Mount Carmel College Outreach Program)

- May 06, 2025 – Brgy. Hall, Brgy. San Ildefonso, Casiguran (40 individuals attended during Mobile Registration)
- May 20, 2025 – Brgy. Hall, Brgy. Decoliat, Maria Aurora (40 individuals attended during Mobile Registration)
- May 21, 2025 – Brgy. Hall, Brgy. San Juan, Maria Aurora (23 individuals attended during Mobile Registration)
- May 22, 2025 – Brgy. Hall, Brgy. Galintuja, Maria Aurora (31 individuals attended during Mobile Registration)
- May 23, 2025 – Brgy. Hall, Brgy. Dianawan, Maria Aurora (35 individuals attended during Mobile Registration)
- May 29, 2025 – Brgy. Hall, Brgy. Ditale, Dipaculao (40 individuals attended during Mobile Registration)

Through these grassroots engagements, PSA-Aurora continues to bring its services closer to the people, strengthening public understanding of civil registration laws and encouraging timely compliance to ensure that every Filipino is counted and protected under the law.

PSA-AURORA UPHOLDS CRASM APPLICATION INTEGRITY THROUGH CHURCH VISITATIONS



One of the essential services provided by the Philippine Statistics Authority (PSA) is assisting church solemnizing officers in obtaining the legal authority to officiate marriages. This service involves a thorough registration and validation process to ensure that applicants comply with all legal and procedural requirements.

As part of this process, the PSA-Aurora Provincial Statistical Office (PSO) not only verifies and consolidates documentary requirements but also conducts field validations to safeguard the integrity of the Certificate of Registration of Authority to Solemnize Marriage (CRASM) applications.

To fulfill this responsibility, Registration Officer I Roan Mae E. Reopta conducted church visitations, ocular inspections and interview across various municipalities in the province. These on-site validations aim to assess the legitimacy of the religious organizations involved and evaluate the qualifications of the applying solemnizing officers.


The field validations for CRASM applicants in May 2025 were conducted on the following dates and locations:

- 16 May 2025 – United Methodist Church, Brgy. Manggitahan, Dilasag, Aurora
- 21 May 2025 – United Methodist Church, Brgy. 2, Maria Aurora, Aurora
- 21 May 2025 – Ang Iglesia Metodista sa Pilipinas, Brgy. Bayabas, Dipaculao, Aurora
- 27 May 2025 – Ang Iglesia Metodista sa Pilipinas, Brgy. Esperanza, Dilasag, Aurora
- 27 May 2025 – Ang Iglesia Metodista sa Pilipinas, Brgy. Masagana, Dilasag, Aurora
- 27 May 2025 – Ang Iglesia Metodista sa Pilipinas, Brgy. Manggitahan, Dilasag, Aurora

These verification activities demonstrate PSA's ongoing commitment in upholding the credibility of solemnizing officers, ensuring the authenticity of CRASM applications, and promoting the lawful and orderly conduct of religious marriage ceremonies.

Through these efforts, PSA-Aurora reaffirms its dedication to supporting legal compliance and strengthening the partnership with religious institutions throughout the province.

Approved for Release:



FERDINAND E. SANTIAGO
(Supervising Statistical Specialist)
Officer-in-Charge