

SPECIAL RELEASE

April 2025 Central Luzon's Employment Situation (Preliminary Results)

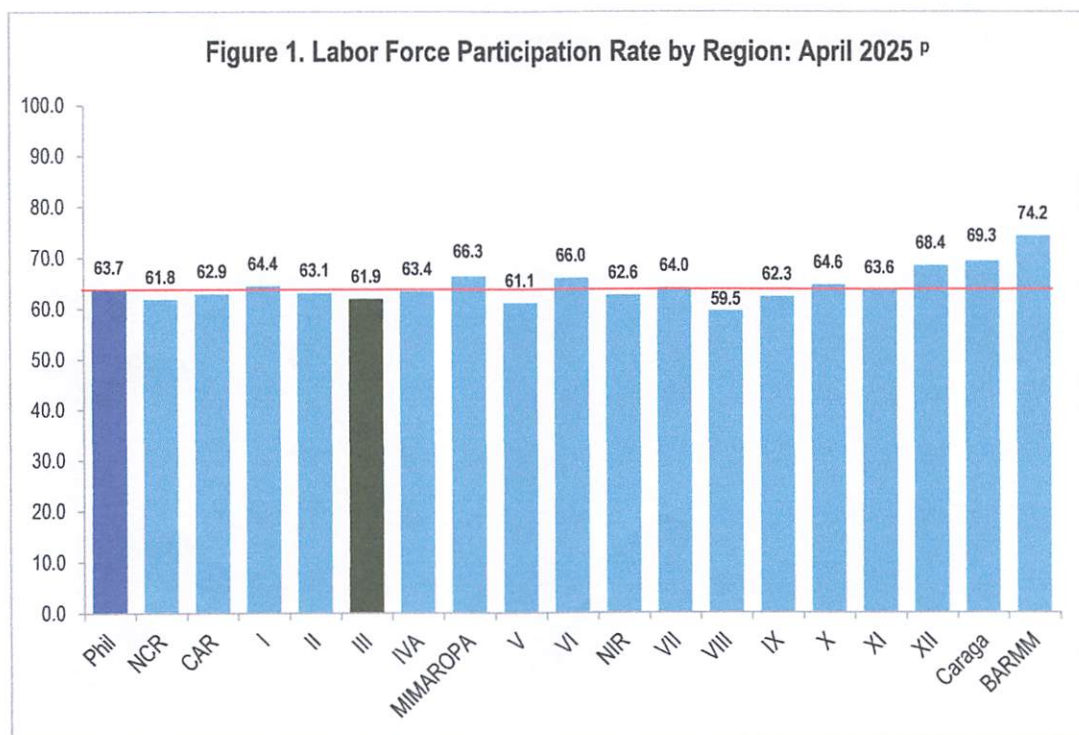
Date of Release: 16 June 2025

Reference No. 2025-SRLFS-Apr2025- 072

Sixty-two in every 100 persons aged 15 years old and over are economically active in April 2025

In Central Luzon, 62 in every 100 persons or an estimated 5.8 million individuals aged 15 years old and over were economically active and in the labor force in April 2025.

Ten regions, including Central Luzon, registered lower Labor Force Participation Rate (LFPR) than the national rate of 63.7 percent. Eastern Visayas (Region VIII) registered the lowest LFPR at 59.5 percent followed by Bicol Region (Region V) at 61.1 percent. Meanwhile, Bangsamoro Autonomous Region in Muslim Mindanao (BARMM) remained having the highest LFPR at 74.2 percent followed by Caraga (Region XIII) and SOCCSKSARGEN (Region XII) at 69.3 percent and 68.4 percent, respectively. (Figure 1)



^P Estimates are preliminary and may change.

Source: Philippine Statistics Authority, Labor Force Survey

Central Luzon's employment rate increased to 96.9 percent

Employment rate or the proportion of employed persons to the total labor force in Central Luzon was recorded at 96.9 percent in April 2025. This translates to an estimated 5.6 million employed persons out of the 5.8 million economically active population aged 15 years old and over. This was 0.8 percentage point higher from 96.1 percent in January 2025. (Table A)

Table A. Results from the April 2025 Labor Force Survey (LFS)

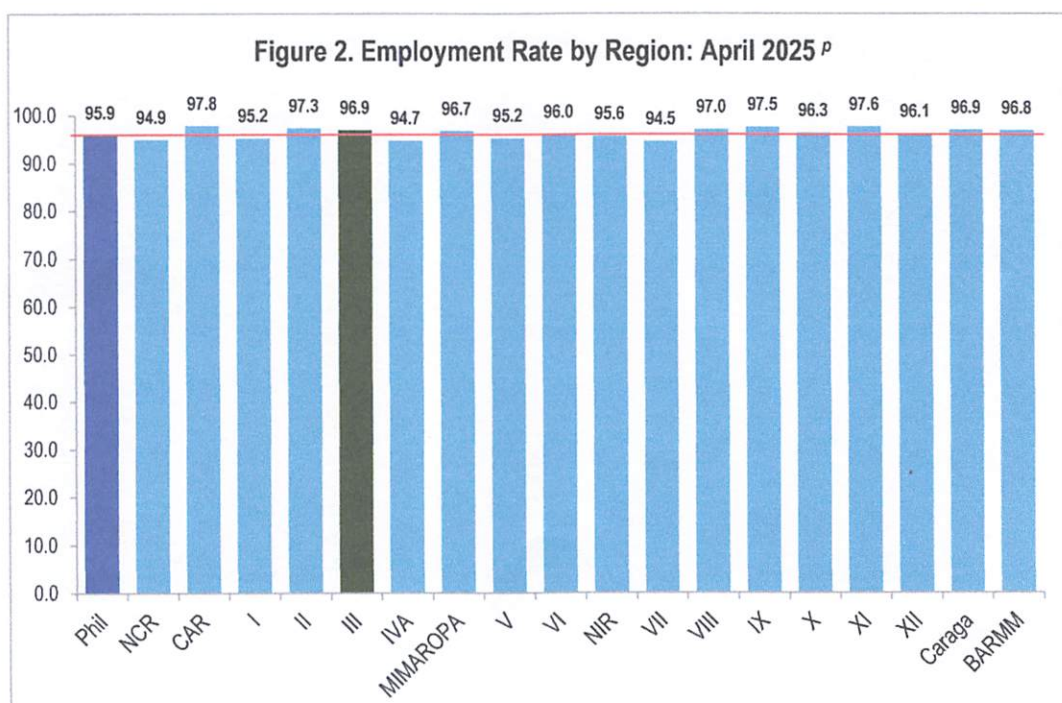
Central Luzon	Apr 2024 ^f	Jan 2025 ^p	Apr 2025 ^p
Total Population 15 Years Old and Over (in '000)	9,247	9,387	9,380
Labor Force Participation Rate (%)	64.5	63.7	61.9
Employment Rate (%)	96.7	96.1	96.9
Unemployment Rate (%)	3.3	3.9	3.1
Underemployment Rate (%)	9.2	7.4	8.5

^p Estimates are preliminary and may change.

^f Final results.

Source: Philippine Statistics Authority, Labor Force Survey

Along with Caraga (Region XIII), Central Luzon ranked 6th among regions with the highest employment rate in April 2025. Cordillera Administrative Region (CAR) posted the highest employment rate at 97.8 percent followed by Davao Region (Region XI) at 97.6 percent. Meanwhile, Central Visayas (Region VII) recorded the lowest employment rate at 94.5 percent followed by CALABARZON (Region IV-A) at 94.7 percent. (Figure 2)



^p Estimates are preliminary and may change.

Source: Philippine Statistics Authority, Labor Force Survey

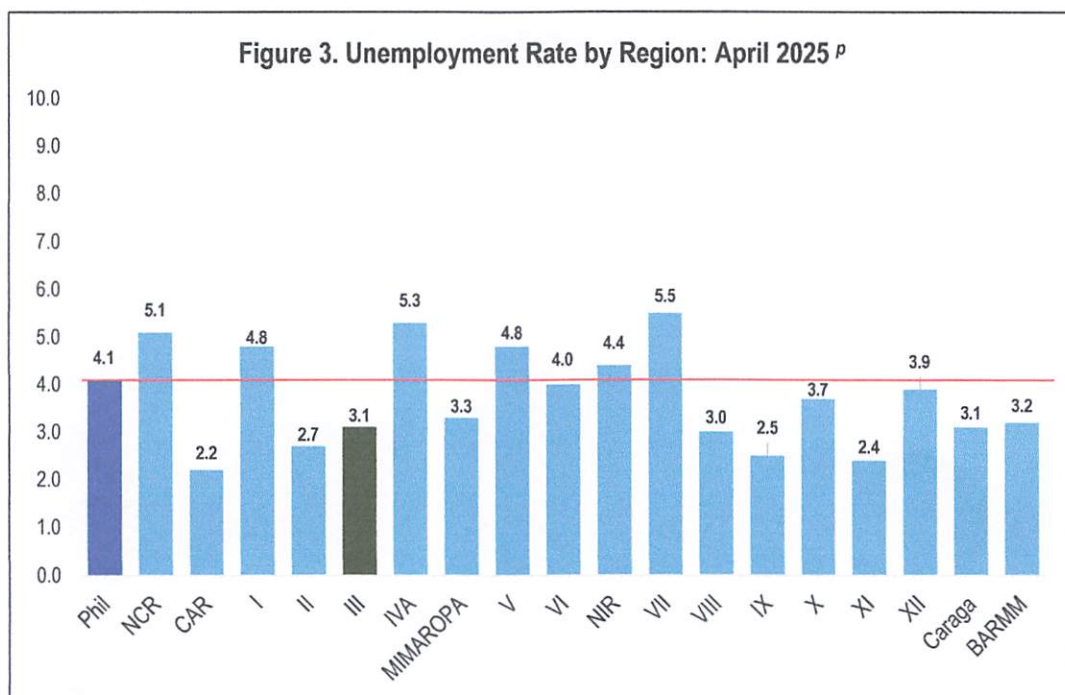


Unemployment rate in Central Luzon decreased at 3.1 percent

Central Luzon's unemployment rate decreased to 3.1 percent in April 2025, lower by 0.8 percentage point from 3.9 percent in January 2025. This translates to 177.2 thousand unemployed persons out of the 5.8 million economically active population aged 15 years old and over.

Cordillera Administrative Region (CAR) recorded the lowest unemployment rate in April 2025 at 2.2 percent, followed by Davao Region (Region XI) and Zamboanga Peninsula (Region IX) at 2.4 percent and 2.5 percent, respectively. Meanwhile, Central Visayas (Region VII) registered the highest unemployment rate at 5.5 percent followed by CALABARZON (Region IV-A) at 5.3 percent.

Furthermore, twelve (12) regions, including Central Luzon, recorded unemployment rates lower than the national rate of 4.1 percent. (Figure 3)



^P Estimates are preliminary and may change.

Source: Philippine Statistics Authority, Labor Force Survey

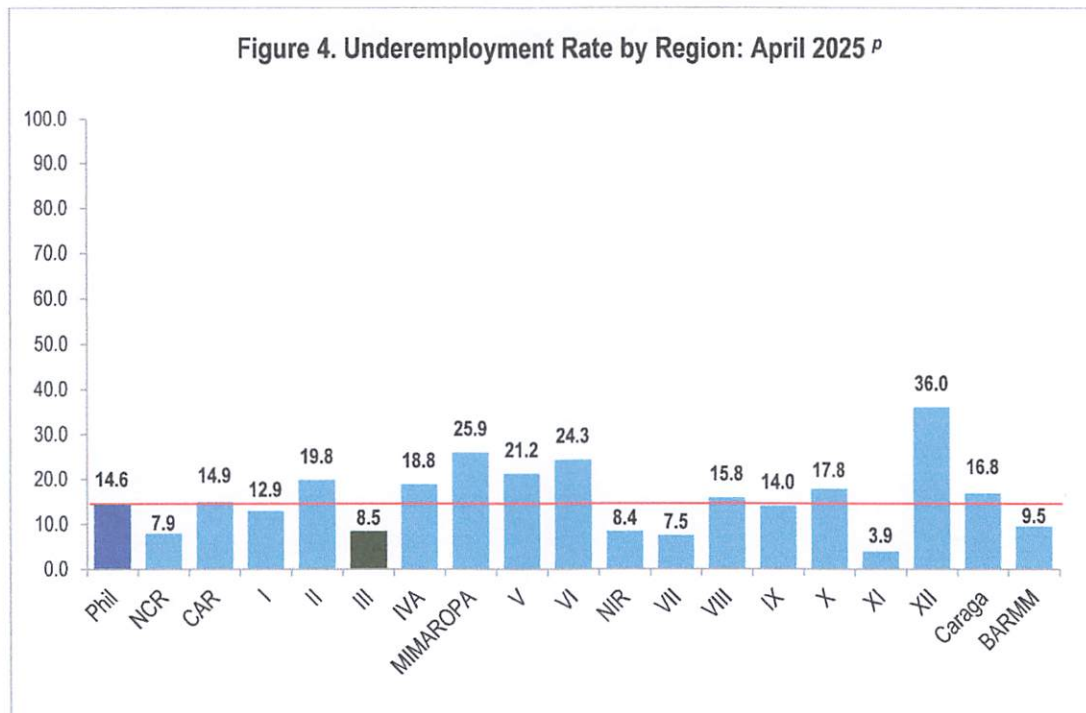
Underemployment rate recorded at 8.5 percent

Underemployment rate was recorded at 8.5 percent of the total employed persons in the region in April 2025, higher by 1.1 percentage points from the 7.4 percent in January 2025. In terms of magnitude, underemployed persons were estimated at 479.1 thousand persons. Underemployed persons refer to employed persons who expressed the desire to have additional hours of work in their present job or to have additional job or have a new job with longer working hours.

Central Luzon ranked 5th among regions with the lowest underemployment rate. Davao Region (Region XI) remained having the lowest underemployment rate at 3.9 percent followed by Central Visayas (Region VII) at 7.5 percent and National Capital Region (NCR) at 7.9 percent.

ff

On the other hand, SOCCSKSARGEN (Region XII) retained its rank by having the highest underemployment rate in April 2025 at 36.0 percent. This was followed by MIMAROPA and Western Visayas (Region VI) at 25.9 percent and 24.3 percent, respectively. (Figure 4)



^P Estimates are preliminary and may change.

Source: Philippine Statistics Authority, Labor Force Survey

ARLENE M. DIVINO
Regional Director
PSA RSSO 03

TECHNICAL NOTES

The Labor Force Survey (LFS) is a nationwide monthly survey of households conducted by the Philippine Statistics Authority (PSA) to gather data on the demographic and socio-economic characteristics of the population.

The reference period for this survey is "past week" or the past seven (7) days preceding the date of visit of the enumerator or field interviewer.

The concepts and definitions used in the survey can be found in PSA-ISH Bulletins. Some are given below:

Labor Force refers to the population 15 years old and over who contribute or seek to contribute to the production of goods and services as defined in the system of National Account production boundary. It comprises the employed and unemployed.

Employed refers to persons in the labor force who are reported either as at work or with a job or business although not at work. Persons at work are those who did some work, even for an hour during the reference period.

Unemployed refers to persons in the labor force who are reported as:

- 1) without work;
- 2) currently available for work; and
- 3) seeking work or not seeking work due to the following reasons:
 - i) tired/believed that no work is available, or
 - ii) awaiting results of previous job application, or
 - iii) because of temporary illness or disability, or
 - iv) bad weather, or
 - v) waiting for rehire or job recall.

The new definition of unemployed was adopted starting April 2005 per NSCB Resolution No. 15 dated October 20, 2004.

The old definition of unemployed considered only two criteria:

- 1) Without work and looking for work; or
- 2) Without work and not looking for work due to reasons cited in 3(i) to 3(v).

Underemployed refers to employed persons who express the desire to have additional hours of work in their present job or an additional job, or have a new job with longer working hours.

Labor Force Participation Rate (LFPR) is the proportion of total labor force to the total household population 15 years and over.

Employment Rate is the proportion of employed persons to the total labor force.

Unemployment Rate is the proportion of unemployed persons to the total labor force.

Underemployment Rate is the proportion of underemployed persons to total employed persons.