

SPECIAL RELEASE

2023 ZAMBALES ANNUAL LABOR MARKET STATISTICS (PRELIMINARY RESULTS)

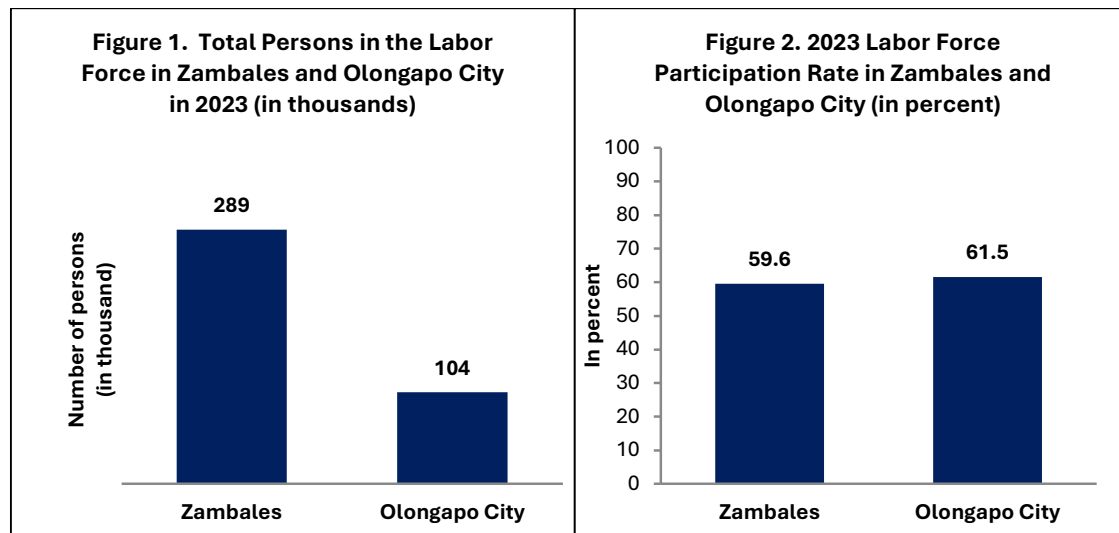
Date of Release: **23 May 2025**

Reference No.: **2025-024**

Labor Force Participation in Zambales and Olongapo City

In the province of Zambales, the number of individuals in the labor force reached 289 thousand, representing a Labor Force Participation Rate (LFPR) of 59.6%. This means that 596 out of every 1,000 persons aged 15 years and over were either employed or actively seeking employment.

Meanwhile, in the City of Olongapo, there were 104 thousand persons aged 15 and over who were part of the labor force. The city recorded a higher LFPR of 61.5%, indicating that 615 out of every 1,000 individuals in the same age group were engaged in the labor force.



Note: Details may not add up to totals due to rounding.

p Estimates are preliminary and may change

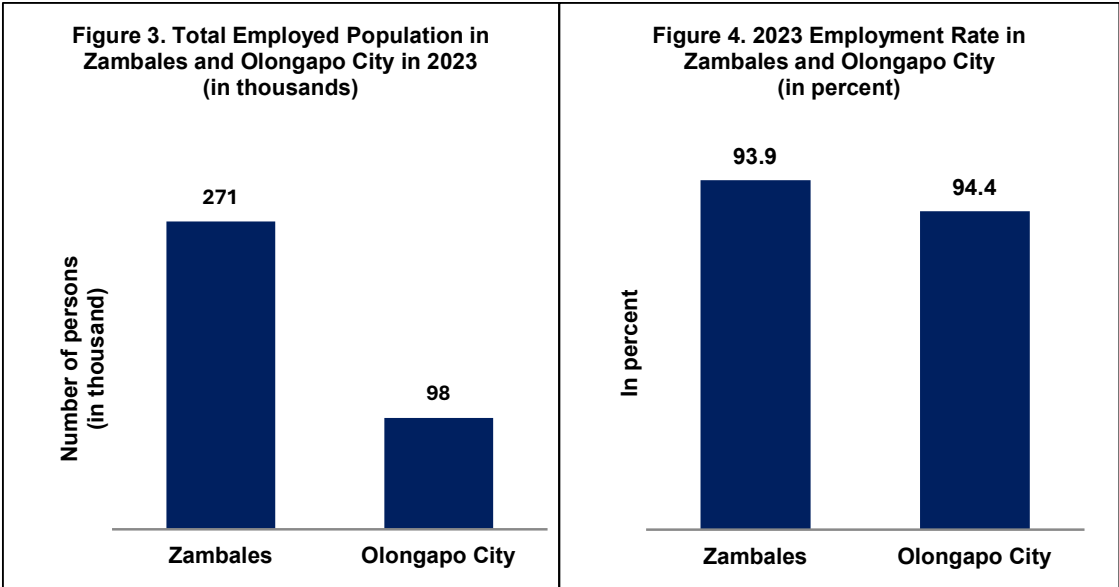
Source: Philippine Statistics Authority, 2023 Labor Force Survey



Employment Rate in 2023

In Zambales Province, the number of employed persons reached 271 thousand out of the 289 thousand individuals in the labor force. This translates to an employment rate of 93.9%, indicating that nearly 94 out of every 100 individuals in the labor force were gainfully employed.

In Olongapo City, 98 thousand individuals were reported as employed from a total labor force of 104 thousand, resulting in a slightly higher employment rate of 94.4%. This suggests that Olongapo had a marginally stronger employment outcome compared to the overall province.

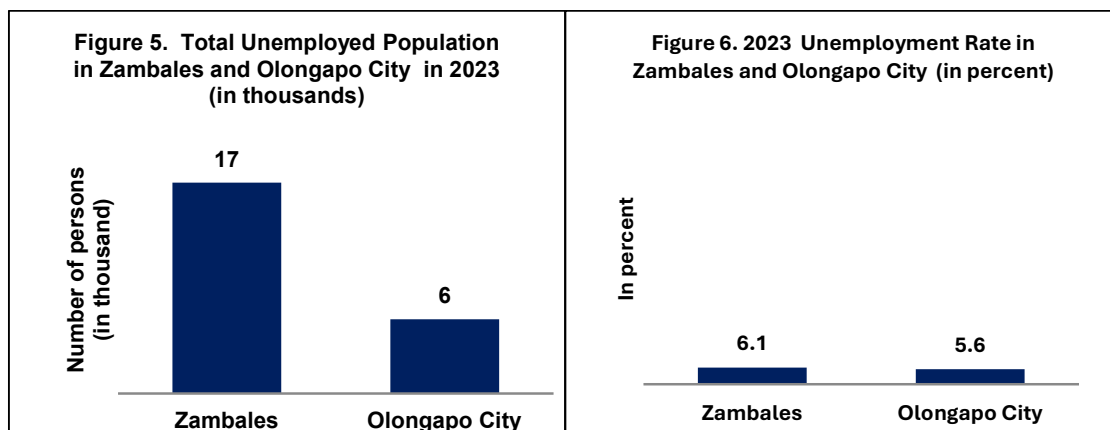


*Note: Details may not add up to totals due to rounding.
p Estimates are preliminary and may change
Source: Philippine Statistics Authority, 2023 Labor Force Survey*

Unemployment Rate in 2023

In the province of Zambales, out of the 289 thousand economically active individuals aged 15 years and over, 17 thousand were recorded as unemployed. This corresponds to an unemployment rate of 6.1%, meaning that approximately 6 out of every 100 individuals in the labor force were actively seeking work but were not employed.

In Olongapo City, the unemployment rate was slightly lower at 5.6%. A total of 6 thousand individuals were unemployed out of a labor force of 104 thousand. This reflects a relatively stronger employment landscape in the city compared to the overall province.



Note: Details may not add up to totals due to rounding.

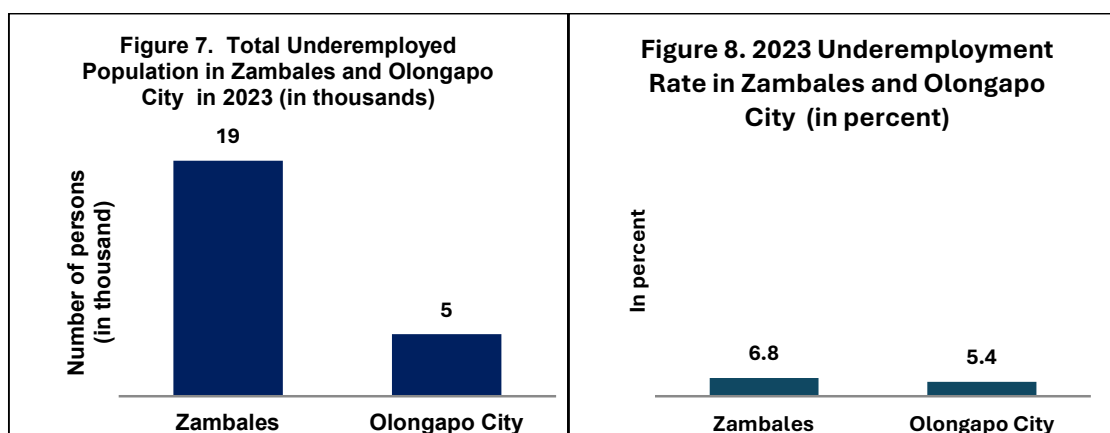
p Estimates are preliminary and may change

Source: Philippine Statistics Authority, 2023 Labor Force Survey

Underemployment in 2023

In the province of Zambales, the number of underemployed persons—those who were employed but expressed a desire for additional hours of work, an additional job, or a new job with longer working hours—was estimated at 19 thousand. This represents an underemployment rate of 6.8% of the total 271 thousand employed persons in the province.

In Olongapo City, underemployment was recorded at 5 thousand persons, translating to an underemployment rate of 5.4%. This indicates that a smaller proportion of the city's employed population was seeking better or longer employment compared to the provincial level.



Note: Details may not add up to totals due to rounding.

p Estimates are preliminary and may change

Source: Philippine Statistics Authority, 2023 Labor Force Survey

NORMAN L. BUNDALIAN
Chief Statistical Specialist

DEFINITIONS OF TERMS

Employed persons include all those who, during the reference period, are 15 years old and over as of their last birthday, and are reported either:

At work, i.e., those who do any work even for one hour during the reference period for pay or profit, or work without pay on the farm or business enterprise operated by a member of the same household related by blood, marriage, or adoption; or

With a job but not at work, i.e., those who have a job or business but are not at work because of temporary illness or injury, vacation, or other reasons. Likewise, persons who expect to report for work or to start operation of a farm or business enterprise within two weeks from the date of the enumerator's visit are considered employed.

In the Labor Force or Economically Active Population. This refers to persons 15 years old and over who are either employed or unemployed in accordance with the definitions described below.

Population 15 Years Old and Over refers to the number of population 15 years old and over excluding overseas workers. Overseas workers are excluded in the estimation of the size of working population (population aged 15 years and over) since the data on their economic characteristics are not collected because they are not considered part of the labor force in the country.

Underemployed persons include all employed persons who express the desire to have additional hours of work in their present job, or an additional job, or to have a new job with longer working hours. Visibly underemployed persons are those who work for less than 40 hours during the reference period and want additional hours of work.

Unemployed. Starting April 2005, the new unemployment definition was adopted per NSCB Resolution Number 15 dated 20 October 2004. As indicated in the said resolution:

- Unemployed persons include all those who, during the reference period, are 15 years old and over as of their last birthday, and are reported as people:
- Without work, i.e., had no job or business during the reference period.
- Currently available for work, i.e., were available and willing to take up work in paid employment or self-employment during the reference period, and/or would be available and willing to take up work in paid employment or self-employment within two weeks after the interview date; and
- Seeking work, i.e., had taken specific steps to look for a job or establish a business during the reference period, or
- Not seeking work due to the following reasons: (1) fatigued or believed no work was available, i.e., discouraged workers; (2) awaiting results of previous job application; (3) temporary illness or disability; (4) bad weather; and/or (5) waiting for rehire or job recall.

Persons Not in the Labor Force Persons 15 years old and over who are neither employed nor unemployed according to the definitions mentioned. Those not in the labor force are persons who are not looking for work because of reasons such as housekeeping, schooling, and permanent disability. Examples are housewives, students, persons with disability, or retired persons.