



SPECIAL RELEASE

VITAL STATISTICS, PROVINCE OF ZAMBALES: FIRST QUARTER OF 2024 (Provisional, as of 28 February 2025)

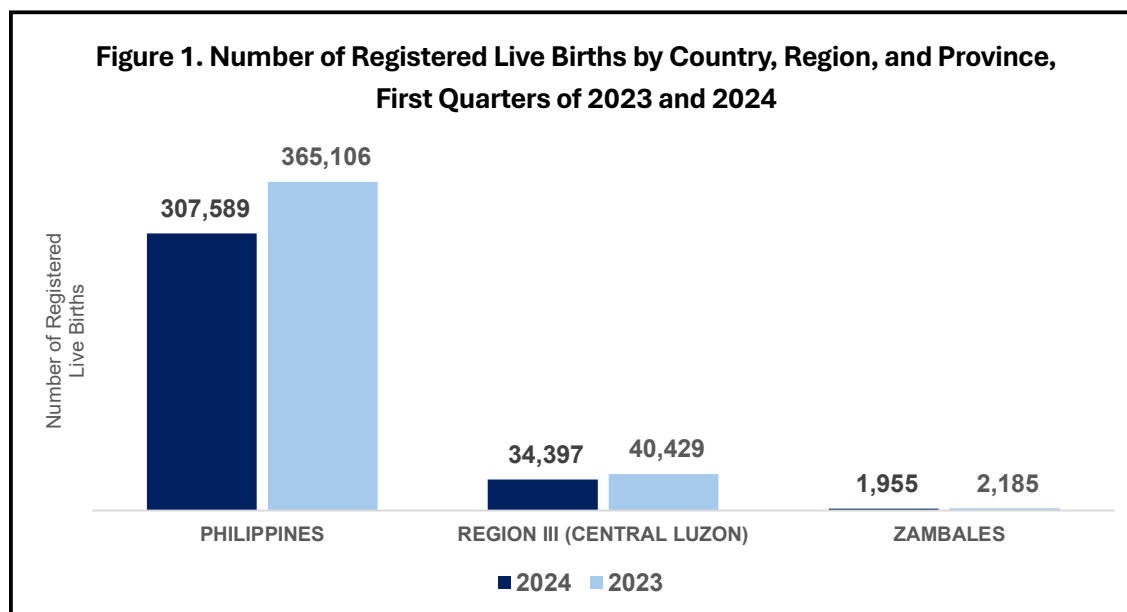
Date of Release: **15 May 2025**

Reference No.: **2025-013**

In the first quarter of 2024, the number of live of births in the province of Zambales decreased by 11 percent

Across the Philippines, 307,589 live births were recorded in the first quarter of 2024, reflecting a 16 percent decrease—or 57,517 fewer births—compared to the same period last year, when 365,106 live births were registered. Central Luzon reported a total of 34,397 live births in the first quarter of 2024, marking a 15 percent decrease from last year's figure of 40,429.

Meanwhile, the province of Zambales also experienced an 11 percent decline in live births, with 1,955 births registered in the first quarter of 2024, down from 2,185 in the same period the previous year (Figure 1).



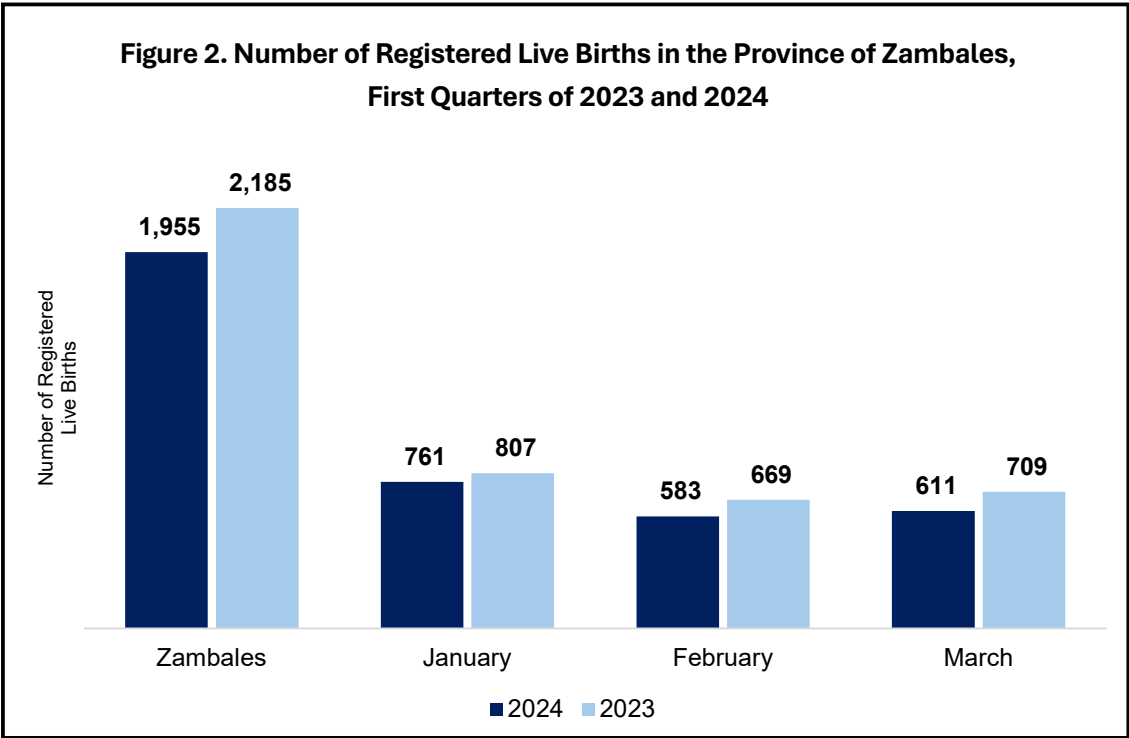
Source: Philippine Statistics Authority, Civil Registration Service, Vital Statistics Division



Month of January Recorded the Highest Number of Live Birth Occurrences in the Province

The month of January recorded the highest number of live births in the first quarter of 2024, with 761 occurrences. However, this figure was six percent lower than that of the same month in the previous year, which recorded 807 live births. In March, a total of 611 live births were registered—14 percent lower than the 709 recorded in March 2023.

Meanwhile, February recorded the lowest number of live births in the province, with 583. This represents a 13 percent decrease compared to February 2023, which recorded 669 live births (Figure 2).

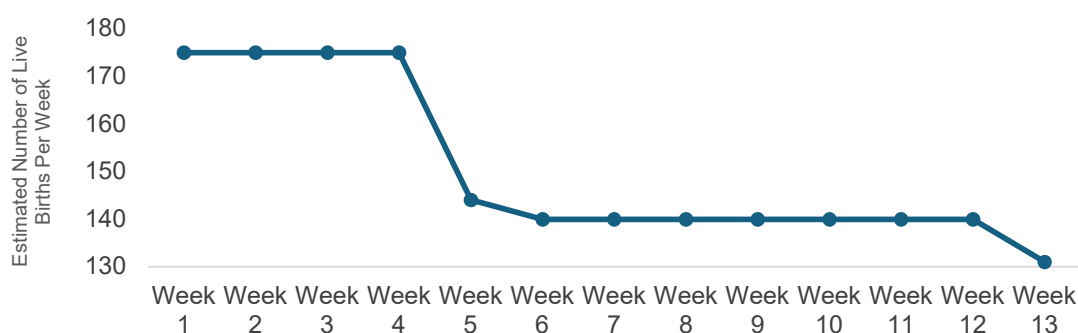


Source: Philippine Statistics Authority, Civil Registration Service, Vital Statistics Division

In the First Quarter of 2024, an Average of 22 Children Were Born Per Day

During the first quarter of 2024, the province recorded an average of 652 live births per month, corresponding to approximately 22 live births per day. Birth registrations were relatively consistent throughout the quarter, with weekly counts ranging from approximately 131 to 175 live births (Figure 3).

Figure 3. Weekly Distribution of Registered Live Births in the Province of Zambales, First Quarter of 2024



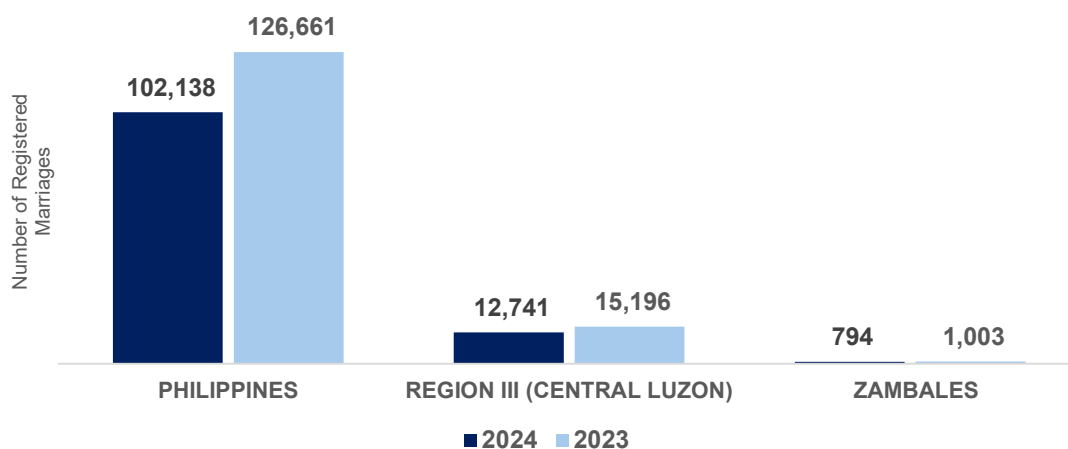
Source: Philippine Statistics Authority, Civil Registration Service, Vital Statistics Division

In the First Quarter of 2024, the Total Number of Weddings in Zambales Fell by 21 Percent

In the first quarter of 2024, a total of 102,138 marriages were recorded nationwide, reflecting a 19 percent decrease compared to the same period in the previous year, which recorded 126,661 marriages. In Central Luzon, 12,741 marriages were registered during the same period—down by 16 percent from 15,196 marriages in the first quarter of 2023.

Meanwhile, the province of Zambales recorded 794 marriages in the first quarter of 2024, marking a 21 percent decrease from the 1,003 marriages registered during the same period in 2023 (Figure 4).

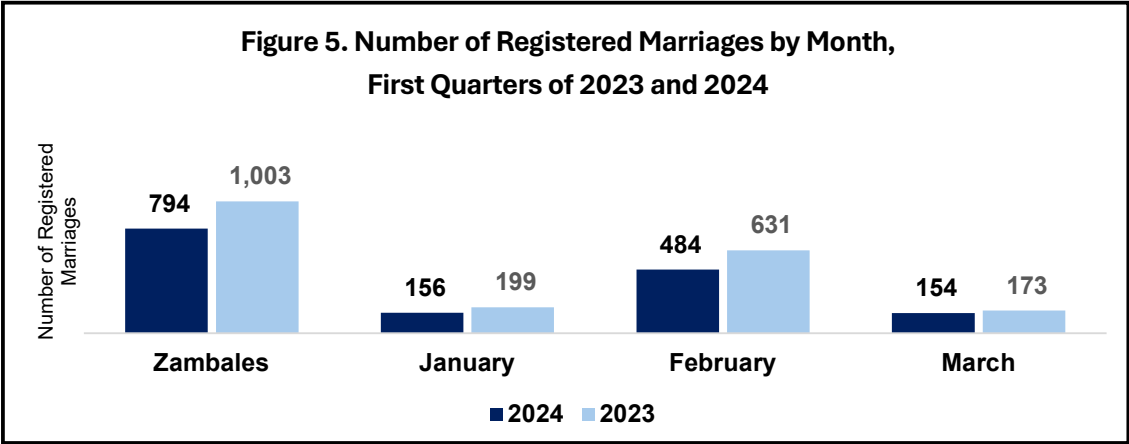
Figure 4. Number of Registered Marriages by Country, Region, and Province, First Quarters of 2023 and 2024



Source: Philippine Statistics Authority, Civil Registration Service, Vital Statistics Division

February Recorded the Highest Number of Marriages in the Province

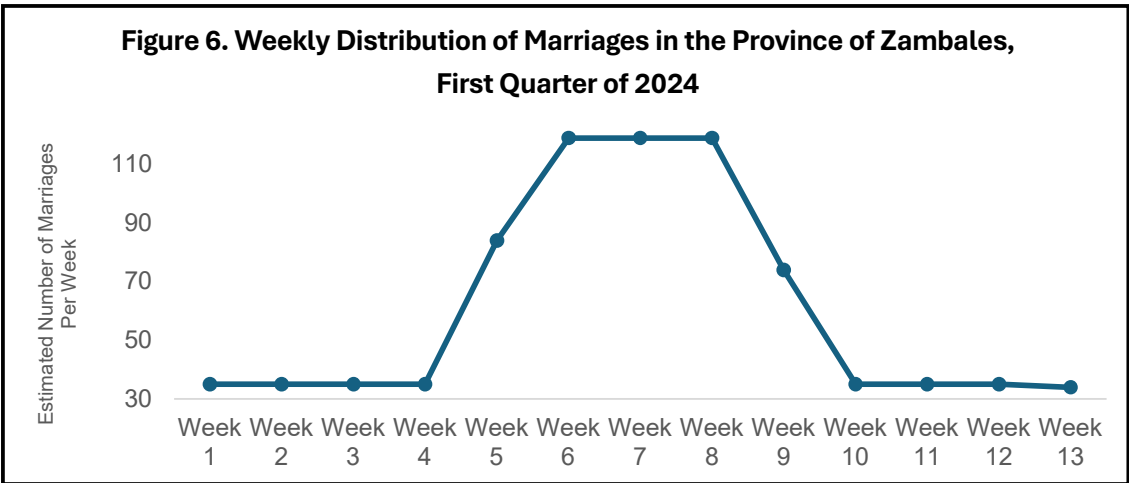
In February 2024, the province of Zambales recorded the highest number of registered marriages for the quarter, with 484 marriages. However, this reflects a 23 percent decrease compared to the same month in the previous year, which recorded 631 marriages. January 2024 also showed a decline, with 156 marriages registered—22 percent lower than the 199 marriages recorded in January 2023. Meanwhile, March 2024 recorded the lowest number of marriages, with only 154. This represents an 11 percent decrease compared to the 173 marriages registered in March 2023 (Figure 5).



Source: Philippine Statistics Authority, Civil Registration Service, Vital Statistics Division

Nine Marriages Per Day in the First Quarter of 2024

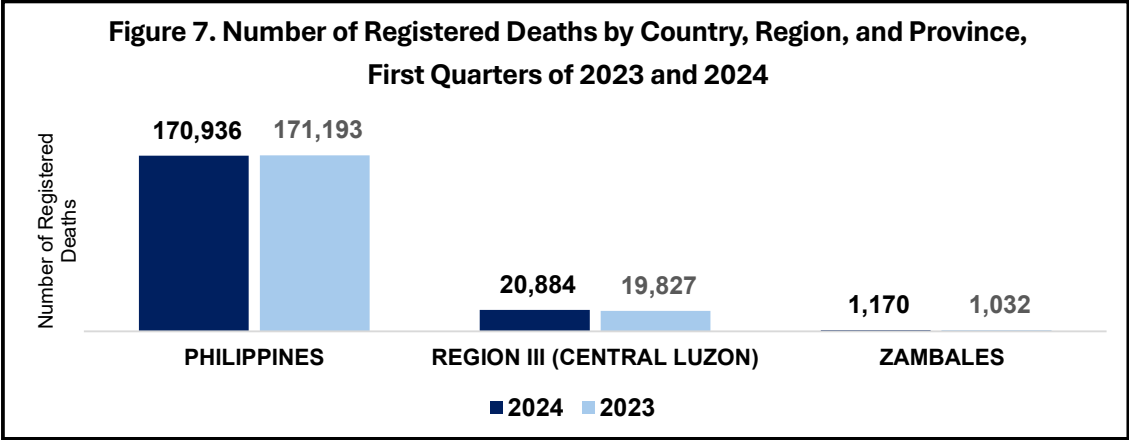
The province’s monthly average number of marriages for the first quarter of 2024 was 265, which corresponds to approximately nine (9) marriage occurrences per day. Marriage registrations varied throughout the quarter, with a noticeable peak during mid-week (February). Weekly counts ranged from 34 to 119 registered marriages, reflecting fluctuations in marriage occurrences during the period (Figure 6).



Source: Philippine Statistics Authority, Civil Registration Service, Vital Statistics Division

Number of Deaths in the Province of Zambales Increased by 13 Percent in the First Quarter of 2024

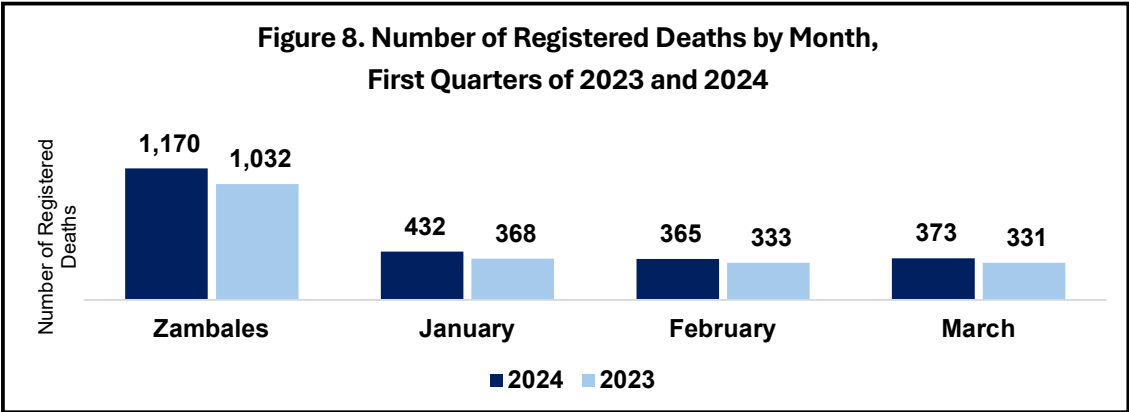
In the first quarter of 2024, a total of 170,936 deaths were recorded nationwide, representing a 0.2 percent decrease compared to the 171,193 deaths registered during the same period in the previous year. Central Luzon recorded 20,884 deaths, reflecting a 5 percent increase from 19,827 deaths in the first quarter of 2023. Meanwhile, the province of Zambales registered 1,170 deaths in the first quarter of 2024—an increase of 13 percent compared to the 1,032 deaths recorded in the same quarter of 2023 (Figure 7).



Source: Philippine Statistics Authority, Civil Registration Service, Vital Statistics Division

January 2024 Recorded the Highest Number of Deaths in the Province

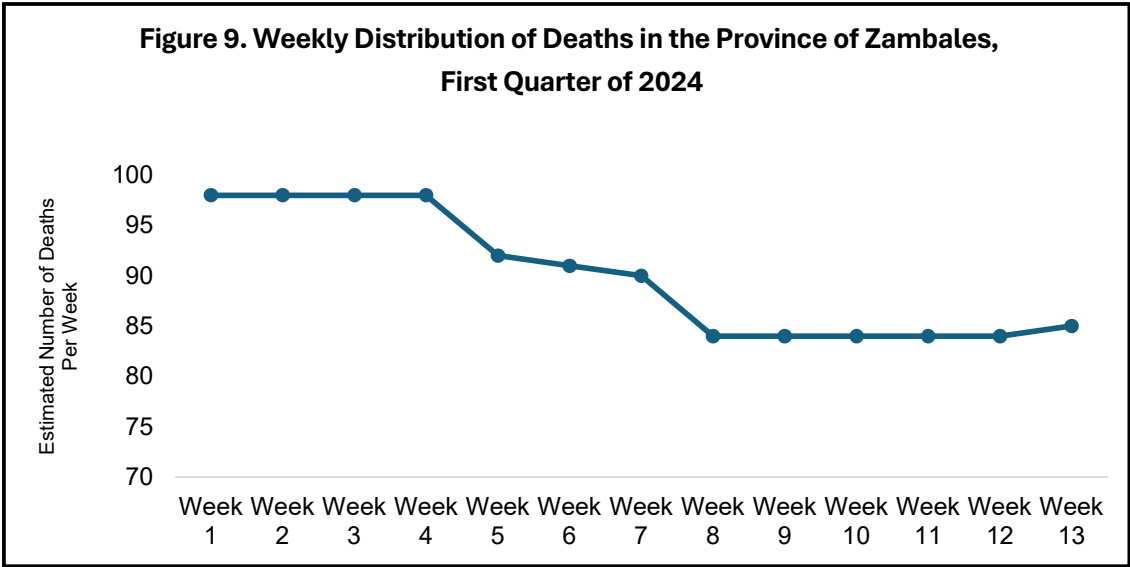
The highest number of registered deaths in the province of Zambales was recorded in January 2024, totaling 432 deaths. This represents a 17 percent increase, or 64 more deaths, compared to January 2023, which had 368 deaths. January accounted for 37 percent of the province’s total deaths in the first quarter of 2024. In March 2024, 373 deaths were recorded—an increase of 13 percent compared to the 331 deaths recorded in March 2023. This figure contributed 32 percent to the province’s total deaths for the first quarter. Meanwhile, February 2024 recorded the lowest number of deaths, with 365 registered. Despite being the lowest, this still reflects a 31 percent increase compared to the 333 deaths registered in February 2023. February contributed 31 percent to the total deaths in the first quarter of 2024 (Figure 8).



Source: Philippine Statistics Authority, Civil Registration Service, Vital Statistics Division


Thirteen Deaths Per Day in the First Quarter of 2024

The province’s monthly average number of deaths for the first quarter of 2024 was recorded at 390, corresponding to approximately 13 death occurrences per day. Estimated weekly death registrations showed a gradual decline from 98 deaths in each of the first four weeks to 84 deaths by Week 8. This was followed by a relatively stable trend in the succeeding weeks, with weekly counts ranging between 84 and 85 deaths through the end of the quarter (Figure 9).



Source: Philippine Statistics Authority, Civil Registration Service, Vital Statistics Division

Approved by:


NORMAN L. BUNDALIAN
Chief Statistical Specialist

EXPLANATORY NOTES

The data on the number of births, marriages, and deaths (vital events) presented in this regular monthly release were obtained from the vital events registered, either timely or belatedly, at the appropriate Office of the City/Municipal Civil Registrar throughout the country and subsequently submitted for encoding to the Office of the Civil Registrar General through the Provincial Statistical Offices (PSOs) of the Philippine Statistics Authority (PSA). The information presented includes births and marriages that occurred from January to November 2024, and deaths that occurred from January to October 2024 based on data files received by the PSA - Civil Registration Service (CRS) from the PSOs and has undergone initial processing as of 28 February 2025. Thus, the figures presented herein are still provisional and may differ from the final count. ⁽¹⁾ The vital events of Filipinos abroad are not yet included in this release, but Filipinos whose usual residence is abroad and foreign nationals with vital events occurring in the country during the reference period were included in this report.

Notes: (1) Figures are results of actual registrations without any adjustment of under-registration. Civil Registration is a continuous process. Hence, there is a need to establish certain cut-off period.

TECHNICAL NOTES

Vital Statistics are derived from the information obtained at the time when the occurrences of vital events and their characteristics are inscribed in a civil register. Vital acts and events are birth, death, and marriage, and all such events that have something to do with an individual's entrance and departure from life together with the changes in civil status that may occur to a person during his lifetime. Recording of these events in the civil register is known as vital or civil registration and the resulting documents are vital records.

Live Birth is a complete expulsion or extraction of a product of conception from its mother irrespective of the duration of the pregnancy, which after such separation, breathes or shows any evidence of life, such as beating of the heart, pulsation of the umbilical cord, or definite movement of voluntary muscles, whether or not the umbilical cord has been cut or the placenta is attached, each product of such a birth is considered live born.

Marriage is a special contract of permanent union between a man and a woman entered into in accordance with law for the establishment of conjugal and family life.

Death is the permanent disappearance of all evidence of life at any time after live births have taken place.