

11



*Strengthening Data Stewardship
Towards a Responsive Public Service*

2024



ANNUAL REPORT

PHILIPPINE STATISTICS AUTHORITY
NUEVA ECIJA



TABLE OF CONTENTS



4

MESSAGE OF THE REGIONAL DIRECTOR
CENTRAL LUZON

5

MESSAGE OF THE OIC - PSA NUEVA ECIJA

6

ABOUT PSA

7

ORGANIZATIONAL STRUCTURE

8

HIGHLIGHTS

12

REGULAR ACTIVITIES

40

PHILIPPINE IDENTIFICATION SYSTEM

45

CIVIL REGISTRATION

58

2024 POPCEN-CBMS

65

INFORMATION DISSEMINATION

109

CIVIL REGISTRATION MONTH

121

NATIONAL STATISTICS MONTH

132

CORPORATE SOCIAL RESPONSIBILITIES

136

SPECIAL OCCASIONS AND ACTIVITIES

150

INFOGRAPHICS AND SOCIAL CARDS

154

PSA NUEVA ECIJA OFFICIALS

185

CONTRIBUTORS



Message of the Regional Director

PSA REGION III - CENTRAL LUZON

Every nanosecond the world changes. From the most advance available technology to even our personal preferences, change is inevitable. As we take our strides in these unprecedented variations, we eventually learn to live with it and embrace the things we once seemingly resisted and objected. The same is true with the Philippines Statistics Authority (PSA). As it celebrates its 11th year anniversary in 2024, PSA has been constantly championing innovations and advancing the skills of its people. Brand new technologies were introduced, early implementations of censuses and surveys were directed, and additional projects were appended in our long to-do list. Fortunately, we managed to deliver and finished the seemingly uphill climb.

Allow me to congratulate and extend my deepest appreciation to the staff of PSA Nueva Ecija for tirelessly shouldering with us in carrying out the mandates of the agency. From your incomparable effort in implementing the 2024 Census of Population - Community-Based Monitoring System (PopCen-CBMS) down to your diligence in executing our regular surveys and civil registration duties, your cooperation speaks volume of true public service. Your accomplishments do not only matter to Central Luzon, but on a larger scale, these are indispensable inputs at the national level.

Let me also take this opportunity to thank our local partners: Local Government Units (LGU), state universities and colleges, different stakeholders, and private organizations for their valuable support in every endeavor of PSA Nueva Ecija. We, in PSA, are looking forward for more collaborations with you as we provide relevant statistics and deliver inclusive registrations services towards our dream of a better life for all Novo Ecijanos and for all Filipinos.

On behalf of PSA Central Luzon,

ARLENE M. DIVINO

Regional Director

Regional Statistical Services Office III - Central Luzon



Message of the OIC - PSA Nueva Ecija

As we celebrate **eleven years of dedication and service to the people of Nueva Ecija**, the Philippine Statistics Authority - Nueva Ecija proudly presents our **2024 Annual Report**, highlighting the significant milestones and accomplishments that define our unwavering commitment to delivering quality, reliable, and inclusive statistical services.

One of the most extensive operations conducted this year was the **2024 Census of Population**, carried out alongside the **Community-Based Monitoring System (CBMS)**, which commenced in the second half of the year. With the dedication of 1,477 enumerators, 264 team supervisors, and 61 Census Area Supervisors, the office successfully completed the enumeration across 32 municipalities in the province—ensuring that **NO ONE IS LEFT BEHIND**.

Our commitment to nation-building and inclusive identification system was further strengthened through the **Philippine Identification Registration System (PhilSys)**, which registered **231,373 individuals in 2024**. A significant milestone was the launch of **Rehistro Bulilit** in Nueva Ecija, an initiative that facilitates early registration for children. This forward-thinking program allows even the youngest members of our community to be included in the national identification system, granting them access to essential services and securing their rightful place in the country's future.

In addition, our economic data initiatives took another leap forward as we entered the second year of compilation of the **Provincial Product Accounts (PPA)** of Nueva Ecija. The Provincial Statistical Office held a dissemination forum, where we publicly released vital economic data, furthering our mission to provide data-driven insights for informed decision-making at local level.

Moreover, our commitment to data integrity remained steadfast, as evidenced by the household **data review conducted in Pantabangan, Nueva Ecija**, completing the province's participation in the 2023 CBMS.

Beyond these major statistical operations, our office has actively engaged in corporate social responsibility programs, information dissemination campaigns, stakeholder forums, strategic meetings, and capability-building training sessions—all in pursuit of excellence in public service.

As we commemorate this milestone 11th anniversary, we reaffirm our dedication to serving the people of Nueva Ecija with integrity, transparency, and adaptability. This success would not have been possible without the hard work and dedication of our office-based and field personnel, whose perseverance and professionalism continue to drive our mission forward. We also extend our heartfelt gratitude to the public, our stakeholders, and our partners for their unwavering trust and support.

Looking ahead, we remain committed to our goal of providing quality statistics and efficient civil registration services, and inclusive identification system with reliable data for a brighter and more progressive Nueva Ecija.

Mabuhay ang PSA Nueva Ecija! Mabuhay tayong lahat!

GIRLIE C. DE GUZMAN

Supervising Statistical Specialist

ABOUT PSA

The Philippine Statistics Authority (PSA) was established on September 12, 2013, pursuant to Republic Act (RA) 10625, otherwise known as the Philippine Statistical Act of 2013, signed by then President Benigno Aquino III. The PSA is a merger of four (4) government agencies namely: National Statistical Coordination Board (NSCB), National Statistics Office (NSO), Bureau of Labor and Employment Statistics (BLES) of the Department of Labor and Employment (DOLE), and the Bureau of Agricultural Statistics (BAS) of the Department of Agriculture (DA).

The RA was enacted “to rationalize and promote efficiency and effectiveness in the delivery of statistical services, maintain an integrated statistical system characterized by independence, objectivity, and integrity so as to enhance responsiveness to the requirements of equitable national development, promote the orderly development of a statistical system capable of providing timely, accurate and useful data for the government and the public, and support decentralization through the establishment of the statistical infrastructure necessary to service the statistical needs of local development planning”.

The PSA is attached to the National Economic and Development Authority (NEDA) for purposes of policy coordination. It shall be comprised of the PSA Board and Offices on sectoral statistics, censuses and technical coordination, civil registration and central support and field statistical services.

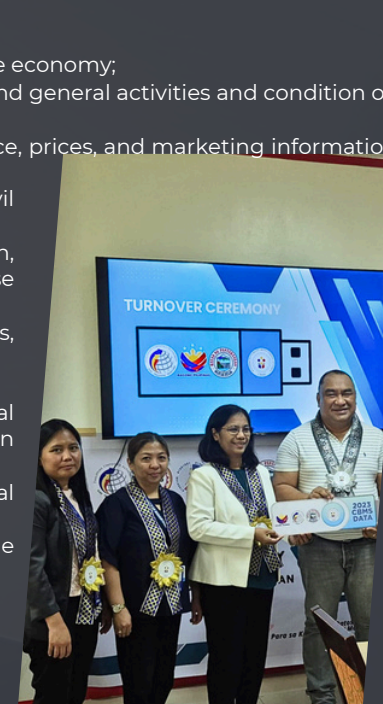
Mandate

The PSA shall primarily be responsible for the implementation of the objectives and provisions of R.A. 10625, R.A. 11055, and R.A. 11315. It shall plan, develop, prescribe, disseminate, and enforce policies, rules, and regulations, and coordinate government-wide programs governing the production of official statistics, general-purpose statistics, civil registration services, and inclusive identification system.

It shall primarily be responsible for all national censuses and surveys, sectoral statistics, community-based statistics, consolidation of selected administrative recording systems, and compilation of national accounts.

Specifically, the PSA shall:

- Serve as the central statistical authority of the Philippine government on primary data collection;
- Prepare and conduct periodic censuses on population, housing, agriculture, fisheries, business, industry, and other sectors of the economy;
- Collect, compile, analyze, abstract, and publish statistical information relating to the country's economic, social, demographic, and general activities and condition of the people;
- Prepare and conduct statistical sample surveys on all aspects of socioeconomic life including agriculture, industry, trade, finance, prices, and marketing information, income and expenditure, education, health, culture, and social situations for the use of the government and public;
- Carry out, enforce and administer civil registration functions in the country as provided for in Act 3753, the law on Registry of Civil Status;
- Collaborate with departments of the national government including GOCCs and their subsidiaries in the collection, compilation, maintenance, and public of statistical information, including special statistical data derived from the activities of those departments, corporations, and their subsidiaries;
- Promote and develop integrated social and economic statistics and coordinate plans for the integration of those statistics, including the national accounts;
- Develop and maintain appropriate frameworks and standards for the collection, processing analysis, and dissemination of data;
- Coordinate with government departments and local government units (LGUs) on the promotion and adoption of statistical standards involving techniques, methodologies, concepts, definition, and classifications, and on the avoidance of duplication in the collection of statistical information;
- Conduct continuing methodological, analytical, and development activities, in coordination with the Philippine Statistical Research and Training Institute (PSRTI), to improve the conduct of censuses, surveys, and other data collection activities;
- Recommend executive and legislative measures to enhance the development of the statistical activities and programs of the government;
- Prepare, in consultation with the PSA Board, a Philippine Statistical Development Program (PSDP);
- Implement policies on statistical matters and coordination, as directed by the PSA Board; and
- Perform other functions as may be assigned by the PSA Board and as may be necessary to carry out the purposes of RA 10625.



ABOUT PSA

Vision

Solid, responsive, and world-class authority on quality statistics, efficient civil registration, and inclusive identification system.

PSA Quality Policy

We, the Philippine Statistics Authority (PSA), commit to deliver relevant and reliable statistics, efficient civil registration services, and inclusive identification system to our clients and stakeholders.

We adhere to the United Nations Fundamental Principles of Official Statistics in the production of quality general-purpose statistics.

We commit to deliver efficient civil registration services and inclusive identification system in accordance with the laws, rules and regulations, and other statutory requirements.

We endeavor to live by the established core values of the PSA and adopt the appropriate technology in the development of our products and delivery of services to ensure customer satisfaction.

We commit to continually improve the effectiveness of our Quality Management System towards equitable development for improved quality of life for all.

PSA Corporate Personality

Professional

- ethical, expert, competent, dependable, committed to excellence

Responsive

- customer-focused, active listener, proactive, communicator

Innovative

- modern, technologically adept, systems view, thinking out of the box, radical

Strategic

- thinker long-term view, working smart, game-changer, futurity of present decisions

Motivated

- values people, promotes professional development, sound HR policy

Mission

Deliver relevant and reliable statistics, efficient civil registration services and inclusive identification system for equitable development towards improved quality of life for all.

Core Values

INTEGRITY

We observe the highest standards of professional behavior by exemplifying impartiality and independence in everything we do. We stand firm against undue influence - ensuring that integrity cuts across not only in the statistics we deliver, but more importantly, in our people.

TRANSPARENCY

We ensure transparency in all interactions and transactions to build and nurture trust inside and outside the PSA. We strive for clear communication, shared knowledge, and informed, all-inclusive decisions for cultivating mutual respect at all levels of the organization.

ADAPTABILITY

We respond to change with a positive attitude and a willingness to learn new ways to deliver our mandate. We stay on top of technological advancements and never give up in the face of

challenges, instead of finding them as opportunities to discover and gain insights to further our services to the public.



THE PSA LOGO

The Philippine Statistics Authority (PSA) logo signifies its commitment to provide timely and quality statistics necessary for decision-making in all aspects of Filipino life. It reflects the PSA's vision of solid, responsive, and world-class authority on quality statistics and civil registration; and its mission to deliver relevant, reliable statistics and civil registration services for equitable development towards improved quality of life for all.

Two main elements in the logo:

THREE CURVED ARROWS

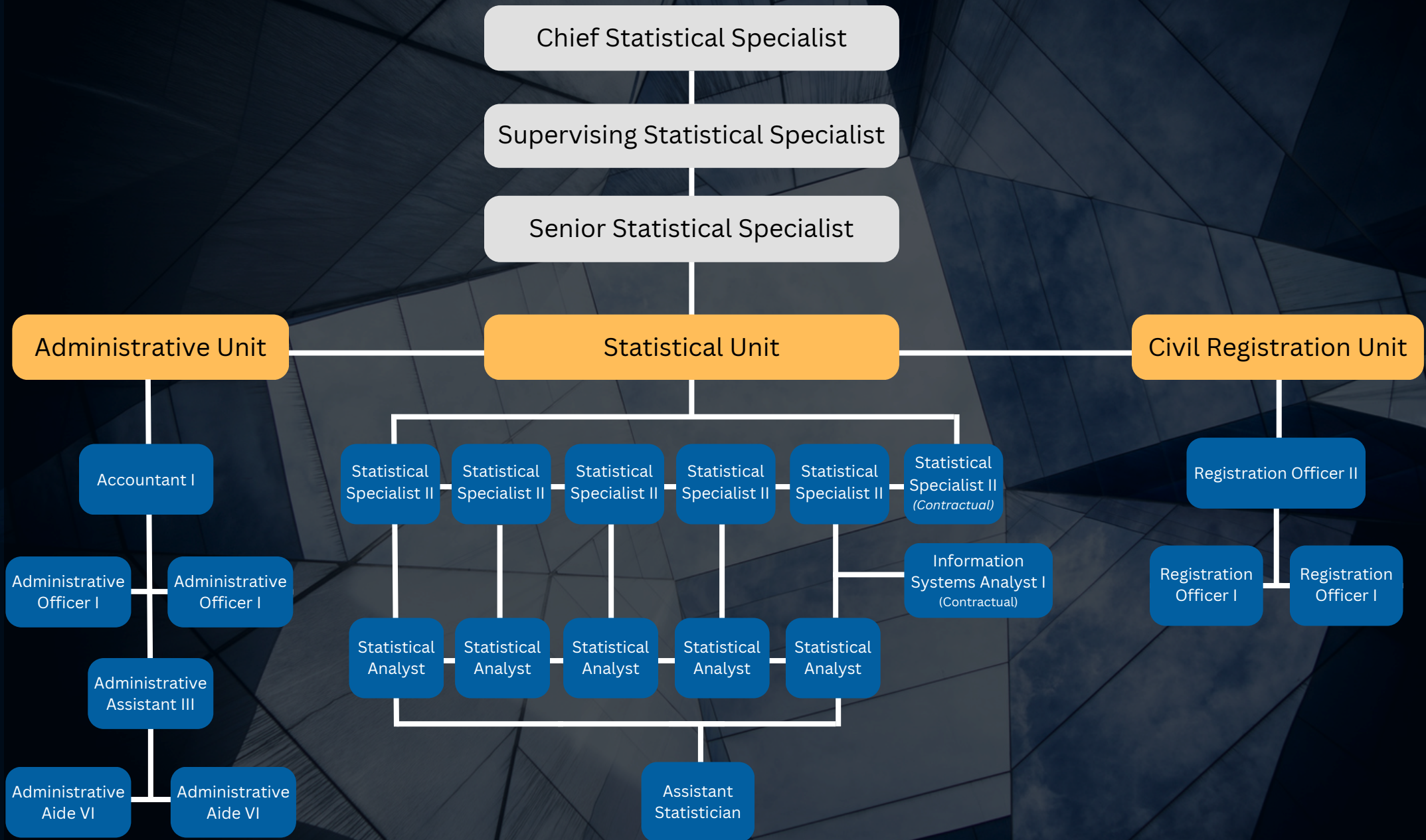
Symbolize the three main pillars of the PSA as an organization: solid, responsive, and world-class. These arrows are colored red, yellow, and blue representing the colors of the Philippine flag and signifying the role of the PSA as the national statistical agency. The arrows are joined together on their sides to represent the PSA being solid, and are pointing upwards to symbolize the PSA's dynamism in accomplishing its critical role of achieving the collective dream of sustained economic and social progress, reflecting the responsiveness of the PSA;

SPHERE AND GRID (GLOBE)

Represent the PSA's adherence to the United Nations Fundamental Principles of Official Statistics and commitment to international conventions and standards. It also represents the PSA's participation in the global statistical community, mirroring its vision of being world-class



ORGANIZATIONAL STRUCTURE





Highlights



PROVINCIAL PRODUCT ACCOUNTS





#IDnatin



Highlights

2023 CBMS



**Launch of Rehistro Bulilit in Nueva Ecija:
“Making Early Registration Accessible for All Children”**



**2023 CBMS Household Data Review for LGU
Pantabangan, Nueva Ecija**





Regular Activities



LABOR FORCE SURVEY (LFS)

The Labor Force Survey (LFS) is a vehicle to gather such data on the demographic and socio-economic characteristics of the population with nationwide coverage and conducted on a quarterly and monthly mode by interviewing households. The Philippine Statistics Authority (PSA) implements the LFS.

The third level training sessions for monthly and quarterly rounds of LFS was facilitated by the provincial focal persons: Statistical Specialist II Robert Concepcion together with Statistical Analyst Dulce Amor I. Cabico and participated by the statistical researchers.

Objectives

The LFS aims to provide a quantitative framework for the preparation of plans, and formulation of policies affecting the labor market.

Specifically, the survey is designed to provide statistics on levels and trends of employment, unemployment, and underemployment for the country, as a whole and for each of the administrative regions.

Overseas Filipino Workers are not considered part of the labor force in the Philippines. Hence, in the LFS, data on economic characteristics of household members who are overseas workers are not collected. In the LFS report, they are excluded in the estimation of the size of working population, i.e., population aged 15 years and older, and in the estimation of the labor force.



LABOR FORCE SURVEY (LFS)



PHILIPPINE STATISTICS AUTHORITY - NUEVA ECIJA

ANNUAL REPORT 2024

Annual Poverty Indicators Survey (APIS)

The Annual Poverty Indicators Survey (APIS) 2024 gathers data on the socio-economic profile of families and other information that are related to their living conditions. The data gathered can be used to generate non-income indicators related to poverty that will be used to assess and monitor the poverty situation in the country. The information collected will also be used to estimate the multi-dimensional poverty index (MPI).

The 2024 APIS is the sixteenth in a series of poverty indicators survey conducted nationwide since 1998. Enumeration period was conducted on July 8-31, 2024.



Regular Activities

Survey on Overseas Filipinos (SOF)



The Survey on Overseas Filipinos (SOF) is conducted annually as a rider to the October Labor Force Survey (LFS). It aims to provide data on overseas Filipinos particularly the overseas contract workers and their contribution to the economy. The 2024 Survey on Overseas Filipinos was undertaken from October 8-31, 2024.



QUARTERLY FISHERIES SURVEY

The Quarterly Fisheries Survey aims to generate the volume and value of aquaculture production by species and by quarter at the national, regional, and provincial levels.

Quarterly Aquaculture Survey (QAqS)

Aquaculture covers operations involving all forms of raising and culturing fish and other fishery species in marine, brackish and freshwater under controlled conditions.

Below is the validated volume of production for the year 2024 in comparison to the previous year and the same quarter of last year.

BY TYPE/SPECIES	2023					2024				
	Quarter 1	Quarter 2	Quarter 3	Quarter 4	Annual	Quarter 1	Quarter 2	Quarter 3	Quarter 4	Annual
TOTAL	219.34	499.27	453.18	222.36	1394.15	367.18	536.27	780.52	409.37	2093.34
FRESHWATER FISHPOND	219.09	499.15	450.68	218.51	1387.43	364.36	535.56	778.57	407.10	2085.60
Tilapia	176.01	404.24	230.79	128.68	939.71	305.28	284.31	330.75	289.25	1209.60
Catfish	37.93	93.62	216.15	84.06	431.76	47.65	229.99	425.66	113.13	816.43
Gourami	-	-	-	0.07	0.07	0.26	0.46	0.41	0.01	1.14
Mudfish	5.15	1.28	3.74	5.47	15.65	11.08	9.35	12.67	4.71	37.80
SMALL FARM RESERVOIR	0.25	0.12	2.51	3.85	6.73	2.82	0.60	1.34	1.97	6.62
Tilapia	0.18	0.03	1.36	1.91	3.48	1.89	0.49	1.22	1.50	4.99
Catfish	0.03	0.05	0.62	0.97	1.67	0.39	0.05	0.07	0.24	0.75
Mudfish	0.04	0.04	0.53	0.97	1.58	0.54	0.06	0.05	0.23	0.88



Quarterly Inland Fisheries Survey (QIFS)

Inland Fisheries refers to the catching of fish, crustaceans, mollusks, and all other aquatic animals and plants in inland water like lakes, rivers, dams, marshes, etc.

Below is the validated volume of production for the year 2024 in comparison to the previous year and the same quarter of last year.

BY TYPE/SPECIES	2023					2024				
	Quarter 1	Quarter 2	Quarter 3	Quarter 4	Annual	Quarter 1	Quarter 2	Quarter 3	Quarter 4	Annual
TOTAL	341.44	197.33	313.65	406.22	1258.63	411.74	258.67	426.10	284.31	1380.82
FISH	328.77	186.43	307.39	364.53	1187.12	389.67	248.92	419.44	271.87	1329.91
Carp	23.84	12.23	11.07	32.38	79.52	8.68	17.44	14.64	13.11	53.87
Catfish (Hito)	73.81	24.44	50.50	45.98	194.72	46.22	34.84	77.29	42.58	200.94
Climbing perch (Martiniko)	0.28	3.11	2.86	-	6.25	0.98	2.40	3.11	3.13	9.62
Eel (Igat)	10.40	0.15	7.38	21.98	39.92	6.58	0.49	12.31	23.88	43.26
Freshwater goby (Biya)	16.08	23.89	31.03	31.06	102.06	32.73	26.66	20.96	11.46	91.81
Gourami	65.44	19.96	29.74	44.10	159.23	53.81	27.60	38.48	27.32	147.21
Mudfish (Dalag)	26.14	22.01	41.00	49.74	138.89	67.64	34.84	92.11	41.00	235.59
Silver perch (Ayungin)	4.24	0.83	4.74	15.89	25.70	3.88	0.60	6.15	6.64	17.27
Tilapia	101.24	61.75	113.89	120.19	397.06	136.31	101.30	146.52	92.77	476.90
Big head carp	1.68	5.76	4.86	-	12.30	32.74	2.76	6.51	6.94	48.96
Other fishes	5.62	12.30	10.33	3.22	31.47	0.10	..	1.35	3.04	4.49
CRUSTACEANS	5.81	6.03	4.50	23.43	39.77	15.52	6.36	4.70	6.37	32.94
Freshwater crab (Talangka)	0.89	0.10	0.87	0.31	2.19	-	0.06	1.39	0.33	1.78
Freshwater shrimp (Hipon)	4.92	5.93	3.62	23.11	37.58	15.52	6.30	3.31	6.04	31.17
MOLLUSCS	6.86	4.86	1.76	18.26	31.74	6.55	3.39	1.96	6.07	17.97
Freshwater clams (Tulya)	1.11	1.25	0.14	7.34	9.84	5.02	1.30	0.12	2.40	8.84
Snail (Suso)	5.75	3.61	1.62	10.92	21.91	1.53	2.09	1.84	3.67	9.13

*Quarter 4 and Annual 2024 available data is preliminary



Backyard Livestock and Poultry Survey (BLPS)



The general purpose BLPS is to generate estimates on inventory, number of animals disposed, average farmgate price, egg production of poultry animals, milk production of dairy animals and other related data. The data generated from the BLPS will serve as guide for the government and private sectors in making plans and decisions with respect to farm production and improvement of the livestock and poultry industry. Moreover, the commodity coverage includes carabao, cattle, swine and goat for livestock; while broiler, layer, native/improved chicken, gamefowl, chicken egg, duck and duck egg for poultry commodities. Other animals tended/raised by the operator for propagation purposes such as sheep, horse, rabbit, quail, turkey, goose, among others are also included in the survey. Data collection is done quarterly covering all animals tended by the operator.

Submission of Data Files/Reports

Reference Quarter	Total Workload	Date of Collection		Date of Submission		Date Submitted
		Start	End	Start	End	
1st Quarter	302 HHs	1 Apr 2024	10 Apr 2024	11 Apr 2024	1 Apr 2024	12 Apr 2024
2nd Quarter	300 HHs	1 Jul 2024	8 Jul 2024	12 Jul 2024	14 Jul 2024	15 July 2024
3rd Quarter	296 HHs	2 Oct 2024	9 Oct 2024	13 Oct 2024	16 Oct 2024	15 Oct 2024
4th Quarter	294 HHs	1 Dec 2024	8 Dec 2024	13 Dec 2024	15 Dec 2024	11 Dec 2024

Smallhold Farms Animal Inventory (in Heads): by Type and by Quarter 2024

Animal Type	1st Quarter (1 April)	2nd Quarter (1 July)	3rd Quarter (1 October)	4th Quarter (1 January 2024)
Carabao	62,295	58,930	60,138	61,290
Cattle	16,482	16,868	18,076	17,680
Goat	59,311	61,786	61,526	57,856
Swine	49,101	50,647	56,009	58,849
Chicken (Native/Improved)	626,721	635,750	423,036	411,422
Duck	487,937	501,944	464,817	449,822

Note: Inventory of animals based on the new classification (Smallhold farms) of livestock and poultry farms, and definition by Animal type as per PSA Board Resolution No. 04, s. 2022.



Commercial Livestock and Poultry Survey (CLPS)

The Commercial Livestock and Poultry Survey (CLPS) is one of the major agricultural surveys conducted by the Philippine Statistics Authority (PSA). This survey aims to generate estimates on supply, disposition, and other related data of livestock and poultry commodities from establishments.

The data gathered in this survey are as follows: type of establishment operation, inventory by age/type, supply indicator (number of births, hatched live, received/acquired), slaughtered/dressed in the establishment, sold live for slaughter/dressing, sold live for other purposes (breeding, fattening), average farmgate price (live animal, eggs), milk production indicators (animals on the milk line, average milk production), deaths/losses, egg production indicators (laying flock, ELER, egg laid in a month), average liveweight per head/bird, disposition by areas of destination, and assessment of establishment's production.

The CLPS is conducted quarterly for carabao, cattle, swine, goat, sheep, broiler, layer, and duck. The data generated from this survey are disseminated through Situation Reports (annual and quarterly), infographics, and publication. More importantly, the production data generated from the survey are direct inputs to the Value of Production of Agriculture and accordingly to the computation of Gross Domestic Product (GDP).

Submission of Data Files/Reports

Reference Quarter	Total Workload	Date of Collection		Date of Submission		Date Submitted
		Start	End	Start	End	
1st Quarter	124 Farms	20 Mar 2024	31 Mar 2024	11 Apr 2024	14 Apr 2024	10 Apr 2024
2nd Quarter	112 Farms	20 Jun 2024	30 Jun 2024	12 Jul 2024	14 Jul 2024	15 Jul 2024
3rd Quarter	111 Farms	19 Sept 2024	30 Sept 2024	13 Oct 2024	16 Oct 2024	15 Oct 2024
4th Quarter	111 Farms	20 Nov 2024	30 Nov 2024	13 Dec 2024	15 Dec 2024	11 Dec 2024





Commercial Livestock and Poultry Survey (CLPS)

Small Hold Farms Animal Inventory (in Heads): by Type, 2024

Animal Type	01 January	01 April	01 July	01 October
Carabao	63,732	62,492	62,086	63,124
Cattle	17,680	17,136	17,328	17,652
Goat	57,856	57,375	63,331	63,016
Swine	58,849	13,214	15,912	3,612
Chicken				
Broiler	0	0	251	608
Layer	0	64,117	0	0
Duck	449,822	557,748	383,621	283,841

Commercial Farms Animal Inventory (in Heads): by Type, 2024

Animal Type	01 January	01 April	01 July	01 October
Carabao	974	979	841	939
Cattle	2,208	2,301	2,327	2,370
Goat	620	0	0	0
Swine	39,775	79,352	98,009	97,654
Chicken				
Broiler	6,457,317	7,089,280	9,307,707	6,590,087
Layer	422,899	412,419	410,962	326,361
Duck	18,590	18,465	30,380	31,285

Semi-Commercial Farms Animal Inventory (in Heads): by Type, 2024

Animal Type	01 January	01 April	01 July	01 October
Carabao	1,468	3,238	2,334	2,373
Cattle	4,506	4,404	4,453	4,537
Goat	0	92	82	130
Swine	649	1,469	508	0
Chicken				
Broiler	0	0	0	0
Layer	0	1,722	25,486	1,030
Duck	27,759	39,004	176,188	163,181

Livestock: Volume of Production by Animal Type (in Metric Ton), 2024

Animal Type	1st Quarter	2nd Quarter	3rd Quarter	4th Quarter
Carabao	217.72	289.20	143.60	116.58
Cattle	438.84	140.13	491.79	829.33
Goat	5,719.23	7,034.54	5,963.11	6,691.26
Swine	204.90	222.19	185.06	396.54

Poultry: Volume of Production by Animal Type (in Metric Ton), 2024

Animal Type	1st Quarter	2nd Quarter	3rd Quarter	4th Quarter
Chicken	24,428.53	25,419.44	25,570.33	26,928.16
Chicken Egg	1,766.32	1,875.73	1,887.00	1,849.85
Duck	434.39	257.02	381.55	490.82
Duck Egg	484.22	490.18	664.84	396.82

Note: Inventory of animals based on the new classification (Commercial Farms) of livestock and poultry farms, and definition by animal type as per PSA Board Resolution No. 04, s. 2022



Quarterly Survey of Philippine Business and Industry (QSPBI)

The Quarterly Survey of Philippine Business and Industry (QSPBI) provides quarterly data for each of the identified leading industry major groups in all sectors of the economy, except those in the agriculture, forestry, and fishing sector.

The QSPBI collects data on the following:

- employment;
- compensation;
- value of production
(for mining and quarrying
and
manufacturing sectors only);
- total revenue;
- total inventory of goods; and
- capacity utilization.

Distribution	
1 st Quarter 2024	46 questionnaires distributed, 100%
2 nd Quarter 2024	46 questionnaires distributed, 100%
3 rd Quarter 2024	46 questionnaires distributed, 100%
4 th Quarter 2024	46 questionnaires distributed, 100%
Collection	
4 th Quarter 2023	46 questionnaires were collected with a 100% response rate
1 st Quarter 2024	46 questionnaires were collected with a 100% response rate
2 nd Quarter 2024	46 questionnaires were collected with a 100% response rate
3 rd Quarter 2024	46 questionnaires were collected with a 100% response rate



Rice and Corn Stocks Survey: Household (RCSS: H)

The Enhanced Rice and Corn Stocks Survey: Household (RCSS: H) intends to generate estimates of the current stock of rice and corn in farm and non-farm households. It is a monthly survey being conducted on the first four (4) days of the month with the 1st day of the month as the reference period.

SS II Hilario T. delos Santos, the Focal Person for the project was also in charge of the Data Processing, Data Validation, and submission of data files to the Central Office.

The operation for the 2024 RCSS: H has accomplished the following:

The 2024 RCSS:H operations in Nueva Ecija involves the following;

Involved Personnel	Number
Regular Staff:	
-CSS/OIC	1
-SrSS	1
-SS II (Focal Person)	1
-Statistical Analyst	1
-COSW Hired	1
Statistical Researchers (SR)	12

Survey Month	Number of Eligible Sample Households	Completed Interview	Response Rate
January	216	216	100%
February	216	216	100%
March	216	216	100%
April	227	227	100%
May	225	228	98.68%
June	223	227	98.24%
July	230	230	100%
August	230	230	100%
September	233	233	100%
October	226	223	98.67%
November	194	193	99.48
December	219	216	98.63%



Rice and Corn Stocks Survey: Commercial (RCSS: C)

The Redesigned Rice and Corn Stocks Survey: Commercial (RCSS: C) is a monthly survey conducted by PSA that aims to generate rice and corn stock inventory held by the commercial sector in the country. SS II Hilario T. delos Santos, the Focal Person for the project was also in charge of the Data Processing, Data Validation, and submission of data files to the Central Office.

SS II Hilario T. delos Santos, the Focal Person for the project was also in charge of the Data Processing, Data Validation, and submission of data files to the Central Office.

The 2024 operation has the following status:

The 2024 RCSS:C operations in Nueva Ecija involves the following;

Involved Personnel	Number
Regular Staff:	
-CSS/OIC	1
-SrSS	1
-SS II (Focal Person)	1
-Statistical Analyst	1
-COSW Hired	1
Statistical Researchers (SR)	12

Survey Month	Number of Eligible Sample Households	Completed Interview	Response Rate
January	254	141	55.51%
February	254	141	55.51%
March	254	141	55.51%
April	233	206	88.41%
May	223	190	85.20%
June	222	157	70.72%
July	224	148	66.07%
August	226	139	61.50%
September	222	149	67.12%
October	223	189	84.75%
November	223	184	82.51%
December	220	159	72.77%



CROPS PRODUCTION SURVEY (CrPS)

The Crops Production Survey (CrPS) is a quarterly survey that aims to generate basic production statistics for crops other than palay and corn at the national and sub-national levels. The CrPS covers crops that are sub-classified under three commodity groupings, namely: (1) Non-Food and Industrial Crops, (2) Fruit Crops, and (3) Vegetables and Root Crops.

Below are the results of the 2024 CrPS in comparison to the results of 2023.

VEGETABLES	PRODUCTION		AREA	
	2023	2024	2023	2024
	223,237.14	240,069.88	17,864.09	20,338.66
MAJOR:	171,648.16	189,661.63	14,183.19	16,482.26
Ampalaya Fruit	9,761.51	9,237.67	884.07	706.59
Camote (Sweet potato)	1,432.87	1,236.43	1,655.64	1,696.06
Cassava for food, fresh tubers	350.93	322.49	57.26	67.20
Eggplant	8,945.10	8,421.12	1,655.64	1,696.06
Mongo (Mungbean)	145.43	111.36	148.72	137.25
Onion, mature bulb	129,838.86	148,096.94	9,628.10	12,026.67
Tomato	21,173.46	22,235.62	1,573.56	1,577.45
OTHER VEGETABLES:	51,588.98	50,408.25	3,680.90	3,856.40
Gabi (Taro)	2,421.98	2,224.39	110.95	107.77
Garlic, dried bulb	404.14	380.20	241.43	241.43
Ginger	655.56	644.26	87.17	152.25
Upo [Bottle gourd]	6,393.35	5,364.03	301.12	304.12
Kangkong [Swamp cabbage]	109.52	117.65	15.00	15.00
Okra [Lady's finger]	7,258.71	6,667.12	389.31	351.20
Pechay Native	1,130.57	1,072.44	94.69	135.00



CROPS PRODUCTION SURVEY (CrPS)

The Crops Production Survey (CrPS) is a quarterly survey that aims to generate basic production statistics for crops other than palay and corn at the national and sub-national levels. The CrPS covers crops that are sub-classified under three commodity groupings, namely: (1) Non-Food and Industrial Crops, (2) Fruit Crops, and (3) Vegetables and Root Crops.

Below are the results of the 2024 CrPS in comparison to the results of 2023.

VEGETABLES	PRODUCTION		AREA	
	2023	2024	2023	2024
	223,237.14	240,069.88	17,864.09	20,338.66
OTHER VEGETABLES:	171,648.16	189,661.63	14,183.19	16,482.26
Radish	138.91	122.38	19.31	28.82
Squash Fruit	16,879.52	16,736.78	825.92	858.10
Sitao (Stringbeans)	10,078.14	11,040.13	655.61	655.61
Banana blossom	151.33	141.06	-	-
Pepper, bell	105.06	101.09	35.09	35.09
Pepper, finger	569.13	599.83	347.68	374.68
Patola	848.32	841.69	102.28	102.28
Singkamas (Turnip)	288.17	274.53	36.22	48.74
Cucumber	1,411.17	1,501.03	95.00	97.04
Papaya, green	2,350.19	2,118.85	-	-
Chili pepper fruit (siling labuyo)	103.05	112.09	42.85	42.85
Others	292.16	348.70	254.27	306.42

Others include all other vegetables not enumerated above. Final data for Annual of 2024. Preliminary data for Semester 2, and Annual of 2024.

Source: Openstat: Other Crops: Volume of Production, by Region and by Province, by Quarter and Semester, 2010-2024



CROPS PRODUCTION SURVEY (CrPS)

FRUITS	PRODUCTION		AREA		BEARING TREES	
	2023	2024	2023	2024	2023	2024
	29,293.04	30,359.03	13,751.28	14,361.43	1,562,019.00	1,564,216.00
MAJOR:	22,309.62	24,274.80	11,273.55	11,296.14	1,147,320.00	1,149,436.00
Banana Bungulan	653.95	568.50	104.93	104.93	34,428.00	30,847.00
Banana Lakatan	1,284.27	1,181.60	115.00	115.00	56,302.00	56,302.00
Banana Latundan	1,667.44	1,554.47	129.80	129.80	60,757.00	60,757.00
Banana Saba	2,915.39	2,593.10	241.90	241.90	96,144.00	96,144.00
Banana Others	323.21	297.58	54.92	54.92	22,493.00	22,493.00
Calamansi	6,253.74	6,557.04	449.00	449.00	229,380.00	229,380.00
Mango Carabao	3,629.77	4,305.04	5,769.00	5,769.00	383,973.00	383,973.00
Mango Piko	2,497.08	2,698.89	1,863.00	1,863.00	120,500.00	120,500.00
Mango Indian	-	1,642.68	-	22.59	-	5,697.00
Mango Others	3,084.77	2,875.90	2,546.00	2,546.00	143,343.00	143,343.00
OTHER FRUITS	6,983.42	6,084.23	2,477.73	3,065.29	414,699.00	414,780.00
Papaya Native	586.27	732.54	206.08	206.08	73,324.00	73,324.00
Pomelo	37.42	43.91	34.00	34.00	4,900.00	4,900.00
Rambutan	83.16	70.88	10.00	10.00	600.00	600.00
Tamarind Fruit	106.71	226.57	33.00	33.00	2,380.00	2,380.00
Watermelon	2,985.41	1,965.24	772.11	1,215.44	-	-
Avocado	83.83	74.04	26.00	26.00	3,450.00	3,450.00
Guava (Native)	115.96	133.65	43.00	43.00	13,185.00	13,185.00
Guava (Guaple)	486.71	433.80	297.00	297.00	120,100.00	120,100.00
Guyabano	94.63	91.74	96.00	96.00	21,000.00	21,000.00
Jackfruit, ripe	89.82	83.58	116.00	116.00	10,300.00	10,300.00
Melon (Honey-dew)	1,086.30	943.52	106.50	98.50	-	-
Melon (Muskmelon)	123.79	252.17	57.04	63.07	-	-
Santol	108.09	103.70	23.00	23.00	1,100.00	1,100.00
Starapple	368.48	344.12	90.00	90.00	12,950.00	12,950.00
Atis	135.36	128.50	412.00	412.00	110,548.00	110,548.00
Breadfruit	73.85	65.53	21.00	167.00	871.00	871.00
Chico	270.27	265.50	82.00	82.00	12,200.00	12,200.00
Duhat	35.75	35.99	23.00	23.00	2,274.00	2,274.00
Sineguelas	8.02	9.51	4.00	4.00	500.00	500.00
Bignay	-	0.15	-	0.19	-	77.00
Camatchili	9.20	9.70	2.00	2.00	157.00	157.00
Canistel	20.44	18.76	4.00	4.00	1,300.00	1,300.00
Dragon fruit	73.95	51.09	20.00	20.00	23,560.00	23,560.00
Karamay	-	0.04	-	0.01	-	4.00

Final data for Annual of 2024. Preliminary data for Semester 2, and Annual of 2024.
Preliminary data for Semester 2, and Annual of 2024.

Source: Openstat: Other Crops: Volume of Production, by Region and by Province, by Quarter and Semester, 2010-2024



CROPS PRODUCTION SURVEY (CrPS)

NFIC	PRODUCTION		AREA		BEARING TREES	
	2023	2024	2023	2024	2023	2024
	18,680.28	19,356.87	5,805.79	9,885.97	80,491.00	80,566.00
MAJOR:	17,432.21	18,127.27	154.17	154.17	17,074.00	17,149.00
Coconut (w/ husk)	965.32	890.10	142.17	142.17	10,606.00	10,606.00
Coconut Mature	24.26	22.84	-	-	-	-
Coconut Young	941.05	867.26	-	-	-	-
Coffee Robusta	24.73	-	12.00	12.00	6,358.00	6,358.00
Sugarcane for Centrifugal Sugar	15,476.85	16,347.07	-	-	110.00	185.00
OTHER NFIC	1,248.07	1,229.60	5,651.62	9,731.80	63,417.00	63,417.00
Cashew	147.99	77.08	537.00	537.00	63,417.00	63,417.00
Green Corn Stalk	168.55	164.61	-	-	-	-
Rice Hay	220.69	251.69	-	-	-	-
Cogon	87.86	92.31	5,012.00	9,103.00	-	-
Banana Leaves	9.52	9.49	-	-	-	-
Sampaguita	11.36	8.85	12.00	12.00	-	-
Sorghum	545.24	575.79	70.00	70.00	-	-
Banaba				3.00	-	-
Lagundi	52.15	49.78	6.50	6.80	-	-
Ngalug	4.71	-	14.12	-	-	-

Final data for Annual of 2024.
Preliminary data for Semester 2, and
Annual of 2024.



PHILIPPINE STATISTICS AUTHORITY - NUEVA ECIJA

ANNUAL REPORT 2024

Regular Activities

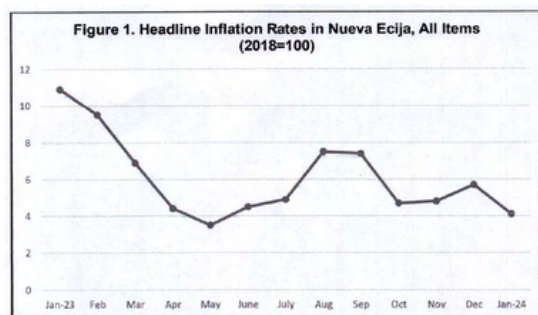
CONSUMER PRICE INDEX

JANUARY 2024 NUEVA ECIJA INFLATION REPORT (2018=100)

**Table A. Year-on-Year Inflation Rates, All Items, Nueva Ecija
In Percent
(2018=100)**

Area	January 2023	December 2023	January 2024	Year-to-date*
Philippines				
Headline	8.7	3.9	2.8	2.8
Region III				
Headline	9.8	4.8	3.7	3.7
Nueva Ecija				
Headline	10.9	5.7	4.1	4.1

Source: Retail Price Survey of Commodities for the Generation of Consumer Price Index,
Philippine Statistics Authority
*Year-on-year change of average CPI for January 2024 vs. 2023



Source: Retail Price Survey of Commodities for the Generation of Consumer Price Index,
Philippine Statistics Authority

The headline inflation in Nueva Ecija decreased to 4.1 percent in January 2024, from 5.7 percent in December 2023. This means that on average, prices of goods and services in the province increased by 4.1 percent from January 2023. This month's inflation is the second-lowest recorded inflation rate in the past twelve months, while the average inflation rate is at 4.1 percent. (Table A)

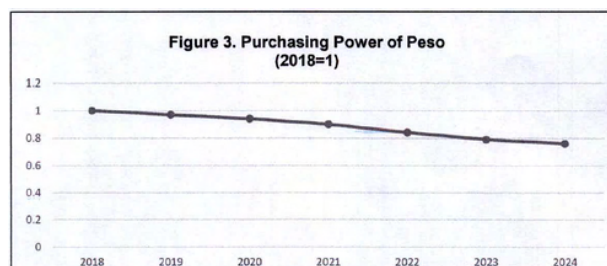
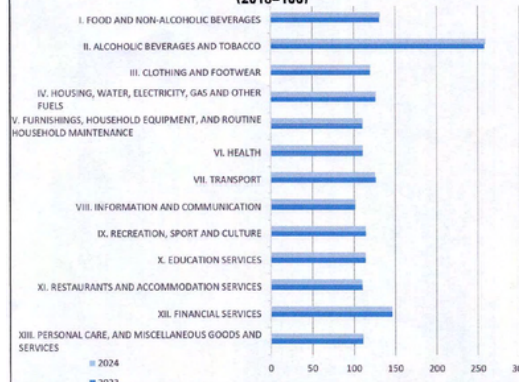
Nueva Ecija's 4.1 percent headline inflation is higher than Region III and the Philippines at 3.7 percent and 2.8 percent respectively (Table A)

The increase in the province's inflation was mainly brought about by the higher annual increase in the index of the following:

- Education services 7.1 percent;
- Housing, water, electricity, gas and other fuels 6.6 percent;
- Recreation, sports and culture 5.9 percent

On the other hand, annual upticks slowed down due to indices of personal care, miscellaneous goods and services 2.5 percent; information and communication 1.6 percent; restaurants and accommodation services 1.3 percent; financial services 0.0 percent; and, transport -2.3 percent.

Figure 2. Consumer Price Index for All income Household by Commodity Group, Month-on-Month December 2023- January 2024 (2018=100)



With the uptrend inflation in the province of Nueva Ecija, the purchasing power of the peso decreased to P0.76 in January 2024. With 2018 as the base year, this means that the One peso in 2018, only values 76 centavos in January 2024. While, on average, One peso in 2018 values 79 centavos in year 2023.

Table B. Consumer Price Index by Subgroup, Month-on-Month and Year-on-Year Percent Change in Nueva Ecija (2018=100)

Commodity	CPI			Inflation Rate	
	Jan 2023	Dec 2023	Jan 2024	Month-on-Month	Year-on-Year
All Items	126.6	131.0	131.8	0.6	4.1
I. Food and Non-Alcoholic Beverages	134.9	140.1	141.7	1.1	5.0
* Food	136.4	141.5	143.3	1.3	5.1
Cereals And Cereal Products	112.2	138.7	142.9	3.0	27.4
Cereals	108.2	139.8	145.2	3.9	34.3
Rice	107.9	139.6	145.0	3.9	34.5
Corn	130.1	154.9	159.1	2.7	22.4
Flour, Bread, and Other Bakery Products	126.3	135.0	135.0	0.0	6.9
Pasta Products, and Other Cereals	139.1	133.7	134.0	0.2	-3.7
Meat And Other Parts of Slaughtered Land Animals	152.6	159.4	159.6	0.1	4.6
Fish And Other Seafood	141.8	146.5	149.7	2.2	5.6
Milk, other Dairy Products, and Eggs	162.6	162.0	160.0	-1.2	-1.6
Oils And Fats	132.8	128.6	128.5	-0.1	-3.2
Fruits And Nuts	201.3	144.4	144.5	0.1	-28.2
Vegetables, Tubers, Cooking Bananas, and Pulses	146.5	149.4	148.4	-0.7	1.3
Sugar, Confectionery and Desserts	127.7	130.8	131.3	0.4	2.8
Ready-Made Food and Other Food Products N.E.C.	115.8	121.6	121.4	-0.2	4.8
* Non-Alcoholic Beverages	251.6	258.1	259.5	0.5	3.1
II. Alcoholic Beverages and Tobacco	113.9	119.9	119.9	0.0	5.3
III. Clothing and Footwear	119.0	126.4	126.8	0.3	6.6
IV. Housing, Water, Electricity, Gas and Other Fuels	107.0	110.6	110.7	0.1	3.5
V. Furnishings, Household Equipment, and Routine Household Maintenance	106.1	110.8	110.8	0.0	4.4
VI. Health	128.7	126.5	125.7	-0.6	-2.3
VII. Transport	100.6	101.5	102.2	0.7	1.6
VIII. Information and Communication	107.5	114.1	113.8	-0.3	5.9
IX. Recreation, Sport, and Culture	106.3	113.8	113.8	0.0	7.1
X. Education Services	108.7	110.1	110.1	0.0	1.3
XI. Restaurants and Accommodation Services	146.0	146.0	146.0	0.0	0.0
XII. Financial Services	108.6	110.8	111.3	0.5	2.5
XIII. Personal Care, And Miscellaneous Goods and Services					

Among the commodities under Food and Non-alcoholic Beverages division, the three highest contributors to the inflation were: rice 34.5 percent and, corn 22.4 percent. On the other hand, the following slowed down the inflation of food commodities: oils and fats -1.6 percent; fruits and nuts -3.2; meat and other parts of slaughtered land animals -3.7 percent; and, vegetables, tubers, cooking bananas and pulses -28.2.

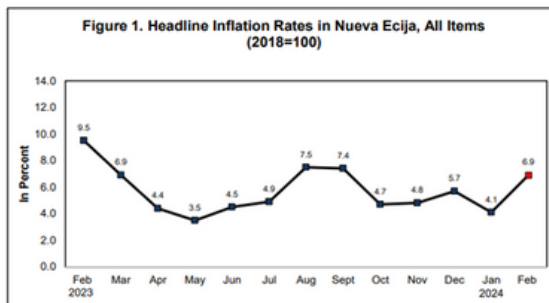
FEBRUARY 2024 NUEVA ECIJA INFLATION REPORT (2018=100)

Table A. Year-on-Year Inflation Rates, All Items, Nueva Ecija
In Percent
(2018=100)

Area	February 2023	January 2024	February 2024	Year-to-date*
Philippines				
Headline	8.6	2.8	3.4	3.1
Core	7.8	3.8	3.6	3.7
Region III				
Headline	9.3	3.7	4.8	4.2
Nueva Ecija				
Headline	9.5	4.1	6.9	5.5

Source: Philippine Statistics Authority (PSA), Retail Price Survey of Commodities for the Generation of Consumer Price Index

*Year-on-year change of average CPI for January-February 2024 vs. 2023

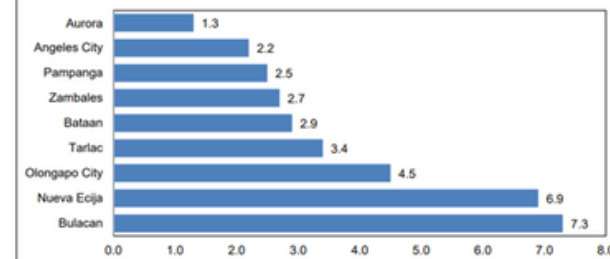


Source: PSA, Retail Price Survey of Commodities for the Generation of Consumer Price Index

Nueva Ecija's Headline Inflation Rate Accelerates to 6.9 Percent

Nueva Ecija's annual inflation grew to 6.9 percent in February 2024 which was 2.8 percentage points higher than 4.1 percent in January 2024. This brings the average inflation on the prices of goods and services in the province from January to February 2024 to 5.5 percent. In February 2023, the inflation rate was higher at 9.5 percent. (Table A and Figure 1)

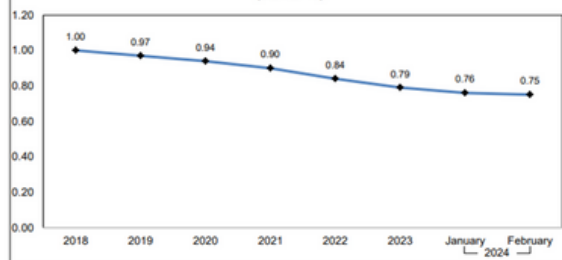
Figure 2. Year-on-Year Inflation Rates by Province: Central Luzon, February 2024 (2018=100)



Source: PSA, Retail Price Survey of Commodities for the Generation of Consumer Price Index

Among the provinces in Central Luzon, Nueva Ecija posted the second-highest inflation rate in February 2024. Meanwhile, Bulacan recorded the highest inflation at 7.3 percent; and the Province of Aurora had the lowest inflation rate at 1.3 percent. On the other hand, Central Luzon's annual inflation expanded to 4.8 percent in February 2024 from 3.7 percent in January 2024. (Table A and Figure 2)

Figure 3. Purchasing Power of Peso (2018=1)



Source: PSA, Retail Price Survey of Commodities for the Generation of Consumer Price Index

Nueva Ecija's Purchasing Power of Peso Declines at PhP 0.75

The Purchasing Power of Peso (PPP) in the province of Nueva Ecija declined to PhP 0.75 in February 2024 from PhP 0.76 in January 2024. Hence, with 2018 as the base year, the One peso in 2018 was only valued at 75 centavos in February 2024. (Figure 3 and Table F)

Table B. Year-on-Year Inflation Rates by Commodity Group: Nueva Ecija (2018=100)
(In Percent)

Commodity Group	February 2023	January 2024	February 2024
All Items	9.5	4.1	6.9
I. Food and Non-Alcoholic Beverages	12.0	5.0	10.0
II. Alcoholic Beverages and Tobacco	24.6	3.1	3.1
III. Clothing and Footwear	10.6	5.3	7.0
IV. Housing, Water, Electricity, Gas, and Other Fuels	7.4	6.6	8.7
V. Furnishings, Household Equipment, and Routine Household Maintenance	2.3	3.5	3.6
VI. Health	3.5	4.4	5.9
VII. Transport	8.2	-2.3	0.9
VIII. Information and Communication	0.3	1.6	1.6
IX. Recreation, Sport, and Culture	3.6	5.9	5.6
X. Education Services	0.4	7.1	7.1
XI. Restaurants and Accommodation Services	6.4	1.3	1.3
XII. Financial Services	0.0	0.0	0.0
XIII. Personal Care, and Miscellaneous Goods and Services	3.4	2.5	4.3

Source: PSA, Retail Price Survey of Commodities for the Generation of Consumer Price Index

Main Drivers to the Uptrend of the Headline Inflation

The increase in Nueva Ecija's inflation in February 2024 was primarily brought about by the faster annual increase in food and non-alcoholic beverages at 10.0 percent from 5.0 percent in the previous month. The housing, water, electricity, gas, and other fuels with an inflation of 8.7 percent during the month from 6.6 percent in January 2024, also contributed to the uptrend of the headline inflation.

In addition, faster year-on-year increases were recorded in the indices of the following commodity groups in February 2024:

- Clothing and footwear with Health with 7.0 percent inflation from 5.3 percent;
- Health, 5.9 percent from 4.4 percent;
- Personal care and miscellaneous goods and services, 4.3 percent from 2.5 percent;
- Furnishings, household equipment, and routine household maintenance, 3.6 percent from 3.5 percent; and
- Transport, 0.9 percent from -2.3 percent.

In contrast, recreation, sport, and culture posted a 5.6 percent deceleration from 5.9 percent in January 2024.

Furthermore, the commodity group of alcoholic beverages and tobacco, information and communication, education services, and restaurants and accommodation services retained their previous annual increase, while the financial services index remained at a zero percent annual rate in February 2024. (Table B)

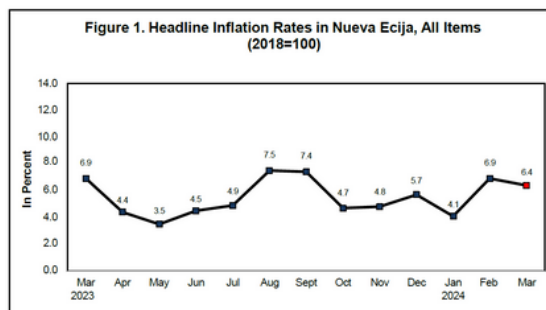
MARCH 2024 NUEVA ECIJA INFLATION REPORT (2018=100)

Table A. Year-on-Year Inflation Rates, All Items, Nueva Ecija
In Percent
(2018=100)

Area	March 2023	February 2024	March 2024	Year-to-date*
Philippines				
Headline	7.6	3.4	3.7	3.3
Core	8.0	3.6	3.4	3.6
Region III				
Headline	8.4	4.8	4.8	4.4
Nueva Ecija				
Headline	6.9	6.9	6.4	5.8

Source: Philippine Statistics Authority (PSA), Retail Price Survey of Commodities for the Generation of Consumer Price Index

*Year-on-year change of average CPI for January-March 2024 vs. 2023

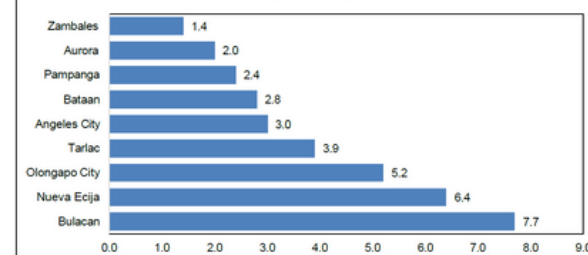


Source: PSA, Retail Price Survey of Commodities for the Generation of Consumer Price Index

Nueva Ecija's Headline Inflation Rate Decelerates to 6.4 Percent

Nueva Ecija's annual inflation declined to 6.4 percent in March 2024 which was 0.5 percentage points lower than 6.9 percent in February 2024. This brings the average inflation on the prices of goods and services in the province from January to March 2024 to 5.8 percent. In March 2023, the inflation rate was higher at 6.9 percent. (Table A and Figure 1)

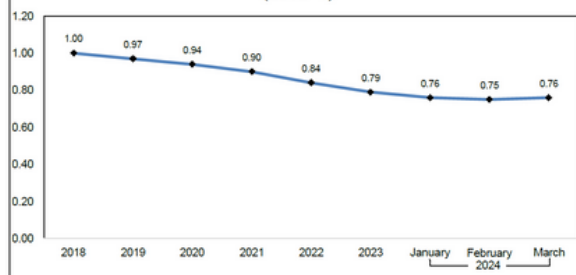
Figure 2. Year-on-Year Inflation Rates by Province: Central Luzon, March 2024 (2018=100)



Source: PSA, Retail Price Survey of Commodities for the Generation of Consumer Price Index

Among the provinces in Central Luzon, Nueva Ecija posted the second-highest inflation rate in March 2024. Meanwhile, Bulacan recorded the highest inflation at 7.7 percent; and the Province of Zambales had the lowest inflation rate at 1.4 percent. On the other hand, Central Luzon's annual inflation remained at 4.8 percent in March 2024. (Table A and Figure 2)

Figure 3. Purchasing Power of Peso (2018=1)



Source: PSA, Retail Price Survey of Commodities for the Generation of Consumer Price Index

Nueva Ecija's Purchasing Power of Peso Slightly Recovers at PhP 0.76

The Purchasing Power of Peso (PPP) in the province of Nueva Ecija slightly recovered to PhP 0.76 in March 2024 from PhP 0.75 in February 2024. Hence, with 2018 as the base year, the One peso in 2018 was valued at 76 centavos in March 2024. (Figure 3)

Table B. Year-on-Year Inflation Rates by Commodity Group: Nueva Ecija (2018=100)
(In Percent)

Commodity Group	March 2023	February 2024	March 2024
All Items	6.9	6.9	6.4
I. Food and Non-Alcoholic Beverages	8.2	10.0	10.4
II. Alcoholic Beverages and Tobacco	21.4	3.1	2.9
III. Clothing and Footwear	8.7	7.0	7.6
IV. Housing, Water, Electricity, Gas, and Other Fuels	7.5	8.7	4.9
V. Furnishings, Household Equipment, and Routine Household Maintenance	2.4	3.6	4.0
VI. Health	2.8	5.9	6.0
VII. Transport	1.6	0.9	1.5
VIII. Information and Communication	0.3	1.6	1.6
IX. Recreation, Sport, and Culture	3.5	5.6	6.6
X. Education Services	0.4	7.1	7.1
XI. Restaurants and Accommodation Services	3.5	1.3	1.3
XII. Financial Services	0.0	0.0	0.0
XIII. Personal Care, and Miscellaneous Goods and Services	3.4	4.3	3.9

Source: PSA, Retail Price Survey of Commodities for the Generation of Consumer Price Index

Main Drivers to the Downtrend of the Headline Inflation

The decrease in Nueva Ecija's inflation in March 2024 was primarily brought about by the slower annual increment in housing, water, electricity, gas, and other fuels at 4.9 percent from 8.7 percent in the previous month. The personal care, and miscellaneous goods and services with an inflation of 2.9 percent from 3.1 percent, also contributed to the downtrend of the headline inflation.

In contrast, faster year-on-year increases were recorded in the indices of the following commodity groups in March 2024:

- Food and non-alcoholic beverages with 10.4 percent inflation from 10.0 percent;
- Clothing and footwear, 7.6 percent from 7.0 percent;
- Furnishings, household equipment, and routine household maintenance, 4.0 percent from 3.6 percent;
- Health, 6.0 percent from 5.9 percent;
- Transport, 1.5 percent from 0.9 percent; and
- Recreation, sport, and culture, 6.6 percent from 5.6 percent.

Furthermore, the commodity group of information and communication, education services, and restaurants and accommodation services retained their previous annual inflation, while the financial services index remained at a zero percent annual rate in March 2024. (Table B)

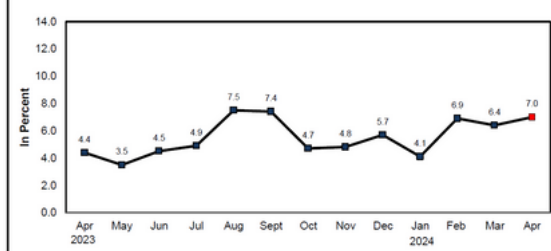
APRIL 2024 NUEVA ECIJA INFLATION REPORT (2018=100)

Table A. Year-on-Year Inflation Rates, All Items, Nueva Ecija
In Percent
(2018=100)

Area	April 2023	March 2024	April 2024	Year-to-date*
Philippines				
Headline	6.6	3.7	3.8	3.4
Core	7.9	3.4	3.2	3.5
Region III				
Headline	7.3	4.8	4.9	4.5
Nueva Ecija				
Headline	4.4	6.4	7.0	6.1

Source: Philippine Statistics Authority (PSA), Retail Price Survey of Commodities for the Generation of Consumer Price Index

Figure 1. Headline Inflation Rates in Nueva Ecija, All Items
(2018=100)

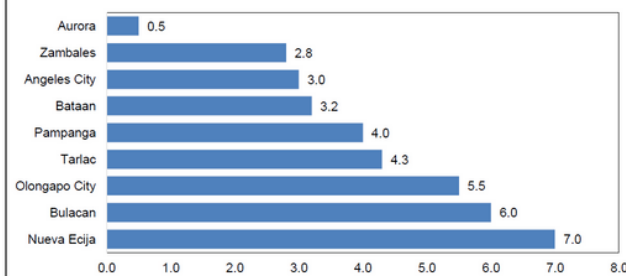


Source: PSA, Retail Price Survey of Commodities for the Generation of Consumer Price Index

Nueva Ecija's Headline Inflation Rate Expands to 7.0 Percent

Nueva Ecija's annual inflation accelerated to 7.0 percent in April 2024, which was 0.6 percentage points higher than 6.4 percent in March 2024. This brings the average inflation on the prices of goods and services in the province from January to April 2024 to 6.1 percent. In April 2023, Nueva Ecija's inflation rate was lower at 4.4 percent. (Table A and Figure 1)

Figure 2. Year-on-Year Inflation Rates by Province:
Central Luzon, April 2024
(2018=100)



Source: PSA, Retail Price Survey of Commodities for the Generation of Consumer Price Index

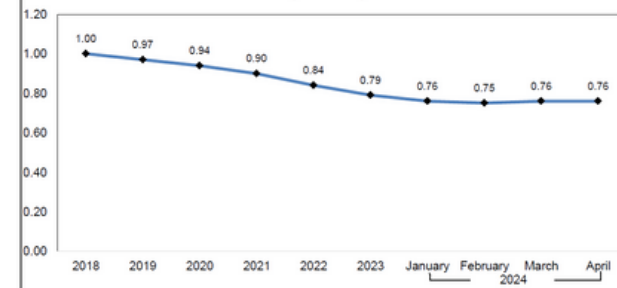
Among the provinces in Central Luzon, Nueva Ecija posted the highest inflation rate in April 2024, and the Province of Aurora had the lowest inflation rate at 0.5 percent. On the other hand, Central Luzon's annual inflation slowly increased to 4.9 percent in April 2024. (Table A and Figure 2)

Table B. Year-on-Year Inflation Rates by Commodity Group:
Nueva Ecija (2018=100)
(In Percent)

Commodity Group	April 2023	March 2024	April 2024
All Items	4.4	6.4	7.0
I. Food and Non-Alcoholic Beverages	4.7	10.4	11.0
II. Alcoholic Beverages and Tobacco	18.3	2.9	2.9
III. Clothing and Footwear	8.2	7.6	7.7
IV. Housing, Water, Electricity, Gas, and Other Fuels	4.8	4.9	6.8
V. Furnishings, Household Equipment, and Routine Household Maintenance	2.3	4.0	4.2
VI. Health	2.8	6.0	6.4
VII. Transport	-1.6	1.5	2.6
VIII. Information and Communication	0.3	1.6	1.6
IX. Recreation, Sport, and Culture	3.4	6.6	6.5
X. Education Services	0.4	7.1	7.1
XI. Restaurants and Accommodation Services	1.1	1.3	1.3
XII. Financial Services	0.0	0.0	0.0
XIII. Personal Care, and Miscellaneous Goods and Services	3.6	3.9	3.6

Source: PSA, Retail Price Survey of Commodities for the Generation of Consumer Price Index

Figure 3. Purchasing Power of Peso
(2018=1)



Source: PSA, Retail Price Survey of Commodities for the Generation of Consumer Price Index

Nueva Ecija's Purchasing Power of Peso Remains at PhP 0.76

The Purchasing Power of Peso (PPP) in the province of Nueva Ecija remained PhP 0.76 in April 2024. Hence, with 2018 as the base year, the One peso in 2018 was valued at 76 centavos in April 2024. (Figure 3 and Table F)

Main Drivers to the Uptrend of the Headline Inflation

The increase in Nueva Ecija's inflation in April 2024 was primarily brought about by the faster annual increment in the following commodity groups:

- Food and non-alcoholic beverages with an 11.0 percent increment from 10.4 percent in the previous month;
- Housing, water, electricity, gas, and other fuels, with 6.8 percent from 4.9 percent;
- clothing and footwear with 7.7 percent from 7.6 percent;
- Health with 6.4 percent from 6.0 percent; and
- Transport with 2.6 percent from 1.5 percent;

In contrast, slower year-on-year increases were recorded in the indices of recreation, sport, and culture, with 6.5 percent from 6.6 percent and personal care, and miscellaneous goods and services with 3.6 percent from 3.9 percent.

Furthermore, the commodity group of alcoholic beverages and tobacco, information and communication, education services, and restaurants and accommodation services retained their previous annual inflation, while the financial services index remained at a zero percent annual rate in April 2024. (Table B)

MAY 2024 NUEVA ECIJA INFLATION REPORT (2018=100)

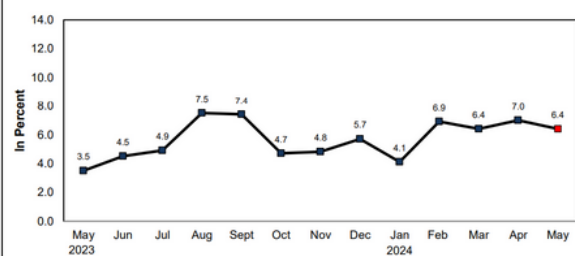
Table A. Year-on-Year Inflation Rates, All Items, Nueva Ecija
In Percent
(2018=100)

Area	May 2023	April 2024	May 2024	Year-to-date*
Philippines				
Headline	6.1	3.8	3.9	3.5
Core	7.7	3.2	3.1	3.4
Region III				
Headline	6.7	4.9	4.5	4.5
Nueva Ecija				
Headline	3.5	7.0	6.4	6.1

Source: Philippine Statistics Authority (PSA), Retail Price Survey of Commodities for the Generation of Consumer Price Index

*Year-on-year change of average CPI for January-May 2024 vs. 2023

Figure 1. Headline Inflation Rates in Nueva Ecija, All Items
(2018=100)

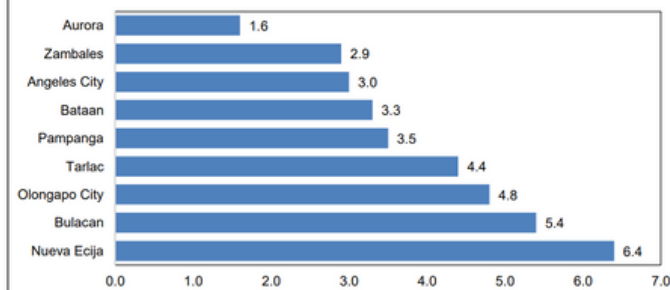


Source: PSA, Retail Price Survey of Commodities for the Generation of Consumer Price Index

Nueva Ecija's Headline Inflation Rate Decelerates to 6.4 Percent

Nueva Ecija's annual inflation decelerated to 6.4 percent in May 2024, which was 0.6 percentage points lower than 7.0 percent in April 2024. This brings the average inflation on the prices of goods and services in the province from January to May 2024 to 6.1 percent. In May 2023, Nueva Ecija's inflation rate was lower at 3.5 percent. (Table A and Figure 1)

Figure 2. Year-on-Year Inflation Rates by Province: Central Luzon, May 2024
(2018=100)



Source: PSA, Retail Price Survey of Commodities for the Generation of Consumer Price Index

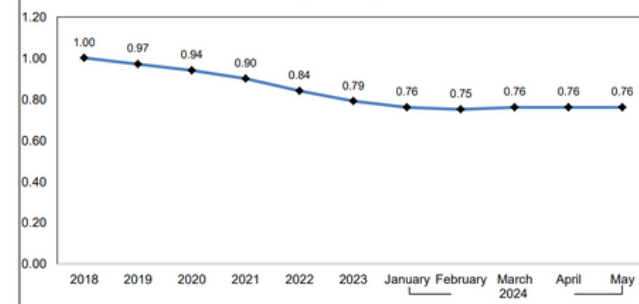
Among the provinces in Central Luzon, Nueva Ecija posted the highest inflation rate in May 2024 at 6.4 percent, and the Province of Aurora had the lowest inflation rate at 1.6 percent. On the other hand, Central Luzon's annual inflation decreased to 4.5 percent in May 2024 compared to 4.9 percent in April 2024. (Table A and Figure 2)

Table B. Year-on-Year Inflation Rates by Commodity Group: Nueva Ecija (2018=100)
(In Percent)

Commodity Group	May 2023	April 2024	May 2024
All Items	3.5	7.0	6.4
I. Food and Non-Alcoholic Beverages	3.9	11.0	9.8
II. Alcoholic Beverages and Tobacco	12.8	2.9	2.9
III. Clothing and Footwear	6.8	7.7	7.6
IV. Housing, Water, Electricity, Gas, and Other Fuels	5.2	6.8	6.4
V. Furnishings, Household Equipment, and Routine Household Maintenance	3.3	4.2	2.7
VI. Health	4.2	6.4	5.2
VII. Transport	-5.0	2.6	2.6
VIII. Information and Communication	0.3	1.6	1.6
IX. Recreation, Sport, and Culture	3.5	6.5	5.9
X. Education Services	0.4	7.1	7.1
XI. Restaurants and Accommodation Services	1.0	1.3	1.1
XII. Financial Services	0.0	0.0	0.0
XIII. Personal Care, and Miscellaneous Goods and Services	3.7	3.6	3.6

Source: PSA, Retail Price Survey of Commodities for the Generation of Consumer Price Index

Figure 3. Purchasing Power of Peso
(2018=1)



Source: PSA, Retail Price Survey of Commodities for the Generation of Consumer Price Index

Nueva Ecija's Purchasing Power of Peso Remains at PhP 0.76

For the third consecutive month, the Purchasing Power of Peso (PPP) in the province of Nueva Ecija remained at PhP0.76 in May 2024. Hence, with 2018 as the base year, the One peso in 2018 was valued at 76 centavos in May 2024. (Figure 3)

Main Drivers to the Downtrend of the Headline Inflation

The decrease in Nueva Ecija's inflation in May 2024 was primarily brought about by the slower annual increment in the following commodity groups:

- Food and non-alcoholic beverages with a 9.8 percent increment from 11.0 percent in the previous month;
- Housing, water, electricity, gas, and other fuels, with 6.4 percent from 6.8 percent;
- Clothing and footwear with 7.6 percent from 7.7 percent;
- Health with 5.2 percent from 6.4 percent;
- Restaurants and accommodation services with 1.1 percent from 1.3 percent;
- Furnishings, household equipment, and routine household maintenance with 2.7 percent from 4.2 percent; and
- Recreation, sport, and culture with 5.9 percent from 6.5 percent;

Meanwhile, the commodity group of alcoholic beverages and tobacco, transport, information and communication, education services, and personal care, miscellaneous goods, and services retained their previous annual inflation, while the financial services index remained at a zero percent annual rate in May 2024. (Table B)

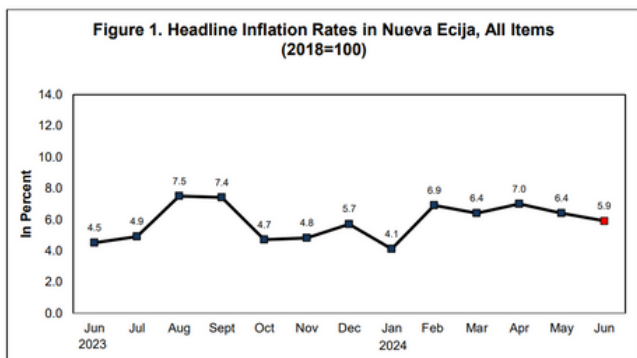
JUNE 2024 NUEVA ECIJA INFLATION REPORT (2018=100)

Table A. Year-on-Year Inflation Rates, All Items, Nueva Ecija
In Percent
(2018=100)

Area	June 2023	May 2024	June 2024	Year-to-date*
Philippines				
Headline	5.4	3.9	3.7	3.5
Core	7.4	3.1	3.1	3.4
Region III				
Headline	5.9	4.5	4.5	4.5
Nueva Ecija				
Headline	4.5	6.4	5.9	6.1

Source: Philippine Statistics Authority (PSA), Retail Price Survey of Commodities for the Generation of Consumer Price Index

*Year-on-year change of average CPI for January-June 2024 vs. 2023

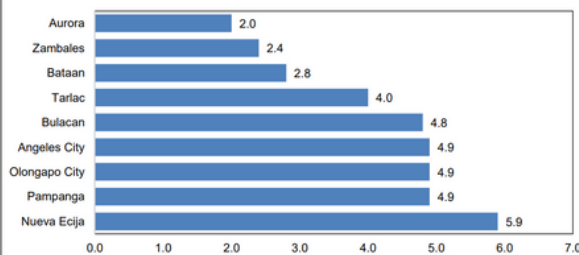


Source: PSA, Retail Price Survey of Commodities for the Generation of Consumer Price Index

Nueva Ecija's Headline Inflation Rate Decelerates to 5.9 Percent

Nueva Ecija's annual inflation slowed down to 5.9 percent in June 2024, which was 0.5 percentage points lower than 6.4 percent in May 2024. This brings the average inflation on the prices of goods and services in the province from January to June 2024 to 6.1 percent. In June 2023, Nueva Ecija's inflation rate was lower at 4.5 percent. (Table A and Figure 1)

Figure 2. Year-on-Year Inflation Rates by Province: Central Luzon, June 2024 (2018=100)



Source: PSA, Retail Price Survey of Commodities for the Generation of Consumer Price Index

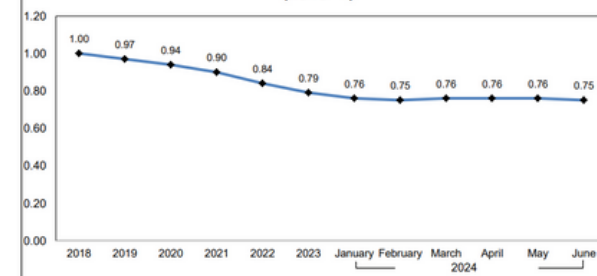
Among the provinces in Central Luzon, Nueva Ecija posted the highest inflation rate in June 2024 at 5.9 percent, and the Province of Aurora had the lowest inflation rate at 2.0 percent. On the other hand, Central Luzon's annual inflation remained at 4.5 percent in June 2024. (Table A and Figure 2)

Table B. Year-on-Year Inflation Rates by Commodity Group: Nueva Ecija (2018=100)
(In Percent)

Commodity Group	June 2023	May 2024	June 2024
All Items	4.5	6.4	5.9
I. Food and Non-Alcoholic Beverages	7.4	9.8	9.0
II. Alcoholic Beverages and Tobacco	10.9	2.9	2.9
III. Clothing and Footwear	6.0	7.6	4.9
IV. Housing, Water, Electricity, Gas, and Other Fuels	5.4	6.4	6.4
V. Furnishings, Household Equipment, and Routine Household Maintenance	2.7	2.7	3.1
VI. Health	3.6	5.2	3.8
VII. Transport	-7.7	2.6	1.0
VIII. Information and Communication	0.3	1.6	1.6
IX. Recreation, Sport, and Culture	3.9	5.9	5.0
X. Education Services	0.4	7.1	7.1
XI. Restaurants and Accommodation Services	1.0	1.1	1.1
XII. Financial Services	0.0	0.0	0.0
XIII. Personal Care, and Miscellaneous Goods and Services	3.2	3.6	3.5

Source: PSA, Retail Price Survey of Commodities for the Generation of Consumer Price Index

Figure 3. Purchasing Power of Peso (2018=1)



Source: PSA, Retail Price Survey of Commodities for the Generation of Consumer Price Index

Nueva Ecija's Purchasing Power of Peso Decreases to PhP 0.75

The Purchasing Power of Peso (PPP) in the province of Nueva Ecija went down at PhP0.76 in May 2024. Hence, with 2018 as the base year, the One peso in 2018 was valued at 75 centavos in June 2024. (Figure 3 and Table F)

Main Drivers to the Downtrend of the Headline Inflation

The decrease in Nueva Ecija's inflation in June 2024 was primarily brought about by the slower annual increment in the following commodity groups:

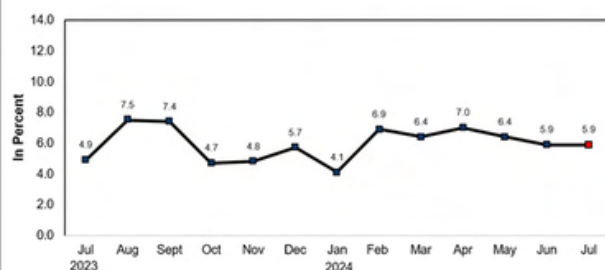
- Food and non-alcoholic beverages with a 9.0 percent increment from 9.8 percent in the previous month;
- Transport with 1.0 percent from 2.6 percent;
- Clothing and footwear with 4.9 percent from 7.6 percent;
- Health with 3.8 percent from 5.2 percent;
- Recreation, sport, and culture with 5.0 percent from 5.9 percent; and
- Personal care, and miscellaneous goods and services with 3.5 percent from 3.6 percent.

In contrast, the furnishings, household equipment, and routine household maintenance posted a faster annual rate with 3.1 percent from 2.7 percent.

Meanwhile, the commodity group of alcoholic beverages and tobacco; housing, water, electricity, gas, and other fuels; information and communication; education services; and restaurants and accommodation services retained their previous annual inflation, while the financial services index remained at a zero percent annual rate in June 2024. (Table B)

JULY 2024 NUEVA ECIJA INFLATION REPORT (2018=100)

Figure 1. Headline Inflation Rates in Nueva Ecija, All Items (2018=100)

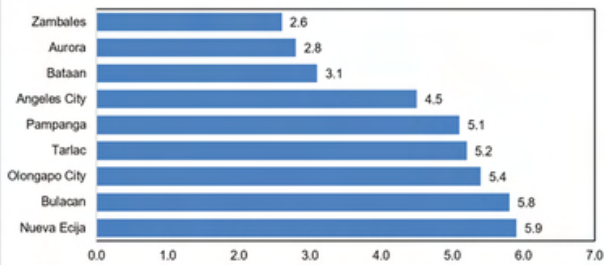


Source: PSA, Retail Price Survey of Commodities for the Generation of Consumer Price Index

Nueva Ecija's Headline Inflation Rate Remains at 5.9 Percent in July 2024

Nueva Ecija's annual inflation remained at 5.9 percent for two consecutive months. This still brings the average inflation on the prices of goods and services in the province from January to July 2024 to 6.1 percent. In July 2023, Nueva Ecija's inflation rate was lower at 4.9 percent. (Figure 1)

Figure 2. Year-on-Year Inflation Rates by Province: Central Luzon, July 2024 (2018=100)



Source: PSA, Retail Price Survey of Commodities for the Generation of Consumer Price Index

Among the provinces in Central Luzon, Nueva Ecija posted the highest inflation rate in July 2024 at 5.9 percent, and the Province of Zambales had the lowest inflation rate at 2.6 percent. On the other hand, Central Luzon's annual inflation accelerated to 5.1 percent in July 2024. (Figure 2)

Table B. Year-on-Year Inflation Rates by Commodity Group: Nueva Ecija (2018=100) (In Percent)

Commodity Group	July 2023	June 2024	July 2024
All Items	4.9	5.9	5.9
I. Food and Non-Alcoholic Beverages	8.9	9.0	8.4
II. Alcoholic Beverages and Tobacco	8.9	2.9	2.5
III. Clothing and Footwear	8.1	4.9	3.3
IV. Housing, Water, Electricity, Gas, and Other Fuels	4.2	6.4	8.6
V. Furnishings, Household Equipment, and Routine Household Maintenance	2.7	3.1	2.2
VI. Health	4.3	3.8	3.9
VII. Transport	-8.5	1.0	2.1
VIII. Information and Communication	0.4	1.6	1.5
IX. Recreation, Sport, and Culture	5.3	5.0	3.2
X. Education Services	0.4	7.1	8.4
XI. Restaurants and Accommodation Services	2.1	1.1	0.0
XII. Financial Services	0.0	0.0	0.0
XIII. Personal Care, and Miscellaneous Goods and Services	3.0	3.5	3.2

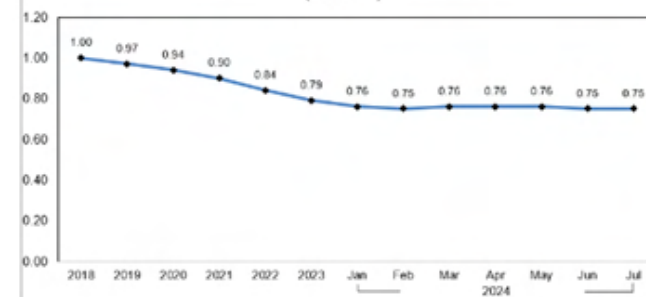
Source: PSA, Retail Price Survey of Commodities for the Generation of Consumer Price Index

Table C. Major Contributors to the Year-on-Year Inflation in Nueva Ecija: July 2024

Commodity Group	% Share to Inflation
I. Food and Non-Alcoholic Beverages	55.5
II. Alcoholic Beverages and Tobacco	1.3
III. Clothing and Footwear	1.7
IV. Housing, Water, Electricity, Gas, and Other Fuels	29.5
V. Furnishings, Household Equipment, and Routine Household Maintenance	1.2
VI. Health	2.3
VII. Transport	2.8
VIII. Information and Communication	0.7
IX. Recreation, Sport, and Culture	0.6
X. Education Services	2.0
XI. Restaurants and Accommodation Services	0.0
XII. Financial Services	0.0
XIII. Personal Care, and Miscellaneous Goods and Services	2.5

Source: PSA, Retail Price Survey of Commodities for the Generation of Consumer Price Index

Figure 3. Purchasing Power of Peso (2018=1)



Source: PSA, Retail Price Survey of Commodities for the Generation of Consumer Price Index

Nueva Ecija's Purchasing Power of Peso Remains at PhP 0.75

The Purchasing Power of Peso (PPP) in the province of Nueva Ecija remained at PhP0.75 in July 2024. Hence, with 2018 as the base year, the One peso in 2018 was valued at 75 centavos in July 2024. (Figure 3)

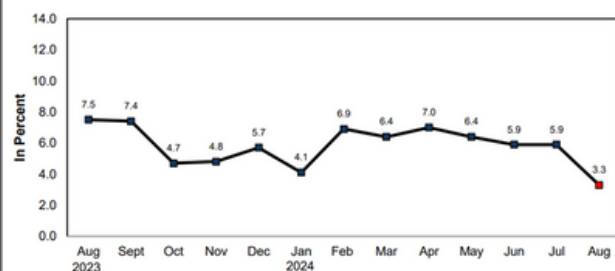
Major Contributors to the Headline Inflation

Nueva Ecija's inflation in July 2024 was primarily influenced by the following commodity group:

- Food and non-alcoholic beverages with 55.5 percent share or 3.27 percentage points;
- Housing, water, electricity, gas, and other fuels with a 29.5 percent share or 1.74 percentage points;
- Transport with 2.8 percent share or 0.17 percentage points;
- Personal care, and miscellaneous goods and services with a 2.5 percent share or 0.15 percentage points;
- Health with a 2.3 percent share or 0.14 percentage points; and
- Education services with a 2.0 percent share or 0.12 percentage points.

AUGUST 2024 NUEVA ECIJA INFLATION REPORT (2018=100)

Figure 1. Headline Inflation Rates in Nueva Ecija, All Items (2018=100)



Source: PSA, Retail Price Survey of Commodities for the Generation of Consumer Price Index

Nueva Ecija's Headline Inflation Rate Declines at 3.3 Percent in August 2024

Nueva Ecija's annual inflation decelerated to 3.3 percent in August 2024 compared with the 5.9 percent inflation rate in July 2024. This brings the average inflation on the prices of goods and services in the province from January to August 2024 to 5.7 percent. In August 2023, Nueva Ecija's inflation rate was higher at 7.5 percent.

Table D. Year-on-Year Changes in the Inflation Rates on Food Commodity, Nueva Ecija (2018=100)

Commodity Group	August 2023	July 2024	August 2024
Food	15.1	9.0	3.1
Cereals and Cereal Products	19.8	17.2	5.8
Cereals	22.7	22.4	7.4
Rice	22.8	22.4	7.2
Corn	13.5	23.3	20.8
Flour, Bread, and Other Bakery Products	11.3	1.6	0.3
Pasta Products, and Other Cereals			
Meat And Other Parts of Slaughtered Land Animals	1.1	4.8	2.4
Fish And Other Seafood	13.3	3.3	-2.4
Milk, other Dairy Products, and Eggs	6.3	0.8	4.4
Oils And Fats	8.4	-4.0	-3.4
Fruits And Nuts	10.5	18.8	16.4
Vegetables, Tubers, Cooking Bananas, and Pulses	67.6	14.3	1.6
Sugar, Confectionery, and Desserts	14.6	-3.0	-3.0
Ready-Made Food and Other Food Products N.E.C.	10.2	5.0	3.8

Source: PSA, Retail Price Survey of Commodities for the Generation of Consumer Price Index

Food Inflation Decelerates to 3.1 Percent in August 2024

Nueva Ecija's food inflation decreased to 3.1 percent in August 2024 from 9.0 percent in July 2024. In August 2023, food inflation was higher at 15.1 percent.

Table B. Year-on-Year Inflation Rates by Commodity Group: Nueva Ecija (2018=100) (In Percent)

Commodity Group	August 2023	June 2024	August 2024
All Items	7.5	5.9	3.3
I. Food and Non-Alcoholic Beverages	14.8	8.4	2.8
II. Alcoholic Beverages and Tobacco	2.5	2.5	1.6
III. Clothing and Footwear	7.5	3.3	3.2
IV. Housing, Water, Electricity, Gas, and Other Fuels	4.6	8.6	9.1
V. Furnishings, Household Equipment, and Routine Household Maintenance	2.8	2.2	2.2
VI. Health	4.6	3.9	4.0
VII. Transport	-0.3	2.1	-3.2
VIII. Information and Communication	0.4	1.5	1.5
IX. Recreation, Sport, and Culture	5.9	3.2	2.7
X. Education Services	6.6	8.4	4.9
XI. Restaurants and Accommodation Services	1.7	0.0	0.0
XII. Financial Services	0.0	0.0	0.0
XIII. Personal Care, and Miscellaneous Goods and Services	2.8	3.2	3.2

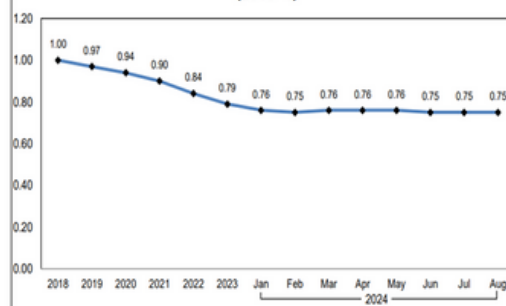
Source: PSA, Retail Price Survey of Commodities for the Generation of Consumer Price Index

Table C. Major Contributors to the Year-on-Year Inflation in Nueva Ecija: August 2024

Commodity Group	% Share to Inflation
I. Food and Non-Alcoholic Beverages	32.9
II. Alcoholic Beverages and Tobacco	1.5
III. Clothing and Footwear	2.9
IV. Housing, Water, Electricity, Gas, and Other Fuels	55.5
V. Furnishings, Household Equipment, and Routine Household Maintenance	2.0
VI. Health	4.2
VII. Transport	-7.7
VIII. Information and Communication	1.3
IX. Recreation, Sport, and Culture	0.9
X. Education Services	2.0
XI. Restaurants and Accommodation Services	0.0
XII. Financial Services	0.0
XIII. Personal Care, and Miscellaneous Goods and Services	4.5

Source: PSA, Retail Price Survey of Commodities for the Generation of Consumer Price Index

Figure 3. Purchasing Power of Peso (2018=1)



Source: PSA, Retail Price Survey of Commodities for the Generation of Consumer Price Index

Consumer Price Index Slightly Increases to 134.0 in August 2024

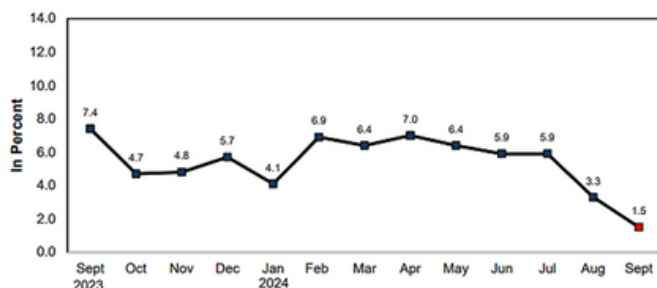
The Consumer Price Index (CPI) in August 2024 slightly increased to 134.0 compared to 133.9 in July 2024. This implies that the PhP100.00 in 2018 was averaging PhP134.00 in August 2024 or the average retail prices of the basket of goods and services expanded by 34.0 percent. In August 2023, the CPI was lower, with an average of 129.7. (Table F)

Nueva Ecija's Purchasing Power of Peso Remains at PhP 0.75

For three (3) consecutive months, the Purchasing Power of Peso (PPP) in the province of Nueva Ecija remained at PhP0.75. Hence, with 2018 as the base year, the One peso in 2018 was valued at 75 centavos in August 2024. (Figure 3 and Table F)

SEPTEMBER 2024 NUEVA ECIJA INFLATION REPORT (2018=100)

Figure 1. Headline Inflation Rates in Nueva Ecija, All Items (2018=100)



Source: PSA, Retail Price Survey of Commodities for the Generation of Consumer Price Index

Nueva Ecija's Headline Inflation Rate Declines to 1.5 Percent in September 2024

Nueva Ecija's annual inflation decelerated to 1.5 percent in September 2024 compared with the 3.3 percent inflation rate in August 2024. This brings the average inflation on the prices of goods and services in the province from January to September 2024 to 5.2 percent. In September 2023, Nueva Ecija's inflation rate was higher at 7.4 percent. (Table A and Figure 1)

Consumer Price Index Decreases to 133.1 in September 2024

The Consumer Price Index (CPI) in September 2024 decreased to 133.1 compared to 134.0 in August 2024. This implies that the PhP100.00 in 2018 was averaging PhP133.10 in September 2024 or the average retail prices of the basket of goods and services expanded by 33.1 percent. In September 2023, the CPI was lower, averaging 131.1. (Table F)

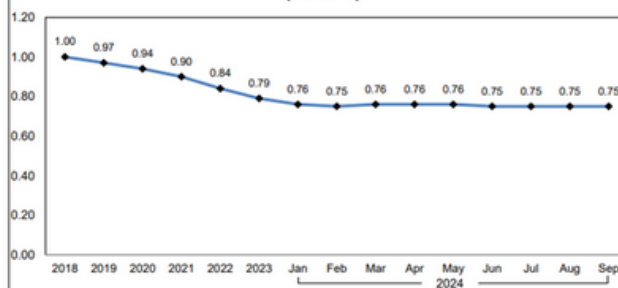


Table C. Major Contributors to the Year-on-Year Inflation in Nueva Ecija: September 2024

Commodity Group	% Share to Inflation
I. Food and Non-Alcoholic Beverages	-2.3
II. Alcoholic Beverages and Tobacco	3.9
III. Clothing and Footwear	5.5
IV. Housing, Water, Electricity, Gas, and Other Fuels	91.3
V. Furnishings, Household Equipment, and Routine Household Maintenance	4.3
VI. Health	9.2
VII. Transport	-29.3
VIII. Information and Communication	2.5
IX. Recreation, Sport, and Culture	1.6
X. Education Services	4.1
XI. Restaurants and Accommodation Services	0.0
XII. Financial Services	0.0
XIII. Personal Care, and Miscellaneous Goods and Services	9.3

Source: PSA, Retail Price Survey of Commodities for the Generation of Consumer Price Index

Figure 3. Purchasing Power of Peso (2018=1)



Source: PSA, Retail Price Survey of Commodities for the Generation of Consumer Price Index

Nueva Ecija's Purchasing Power of Peso Remains at PhP 0.75

For four (4) consecutive months, the Purchasing Power of Peso (PPP) in the province of Nueva Ecija remained at PhP 0.75. Hence, with 2018 as the base year, the One peso in 2018 was valued at 75 centavos in September 2024. (Figure 3 and Table F)

Table D. Year-on-Year Changes in the Inflation Rates on Food Commodity, Nueva Ecija (2018=100)

Commodity Group	September 2023	August 2024	September 2024
Food	14.8	3.1	-0.1
Cereals and Cereal Products	24.5	5.8	-0.5
Cereals	29.0	7.4	-0.6
Rice	29.1	7.2	-0.7
Corn	23.4	20.8	9.4
Flour, Bread, and Other Bakery Products	10.6	0.3	-0.3
Pasta Products, and Other Cereals			
Meat and Other Parts of Slaughtered Land Animals	0.0	2.4	3.8
Fish and Other Seafood	9.3	-2.4	0.5
Milk, other Dairy Products, and Eggs	2.0	4.4	5.1
Oils and Fats	6.6	-3.4	-3.3
Fruits and Nuts	7.7	16.4	16.0
Vegetables, Tubers, Cooking Bananas, and Pulses	55.0	1.6	-17.4
Sugar, Confectionery, and Desserts	15.3	-3.0	-3.3
Ready-Made Food and Other Food Products N.E.C.	9.4	3.8	2.8

Source: PSA, Retail Price Survey of Commodities for the Generation of Consumer Price Index

Food Inflation Decelerates to -0.1 Percent in September 2024

Nueva Ecija's food inflation decreased to -0.1 percent in September 2024 from 3.1 percent in August 2024. In September 2023, food inflation was higher at 14.8 percent.

Main Drivers to the downtrend of Food Inflation

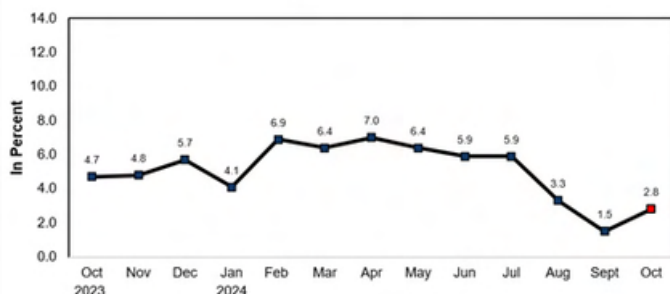
The downward trend of Nueva Ecija's food inflation in September 2024 was primarily influenced by the slower annual growth on the index of cereals and cereal products, including rice, corn, flour, bread, other bakery products, pasta products, and other cereals, with a -0.5 percent inflation rate during the month from 5.8 percent in August 2024.

Slower annual growth rates were also recorded in the indices of the following food groups:

- Vegetables, tubers, plantains, cooking bananas, and pulses at -17.4 percent from 1.6 percent;
- Ready-made food and other food products, n.e.c. at 2.8 percent from 3.8 percent;
- Fruits and nuts at 16.0 percent from 16.4 percent; and
- Sugar, confectionery, and desserts at -3.3 percent from -3.0 percent.

OCTOBER 2024 NUEVA ECIJA INFLATION REPORT (2018=100)

Figure 1. Headline Inflation Rates in Nueva Ecija, All Items (2018=100)

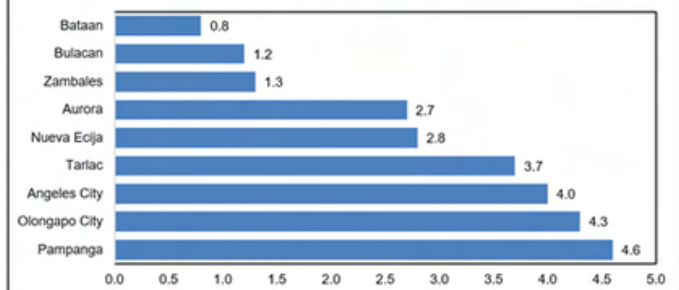


Source: PSA, Retail Price Survey of Commodities for the Generation of Consumer Price Index

Nueva Ecija's Headline Inflation Rate Expands to 2.8 Percent in October 2024

Nueva Ecija's annual inflation accelerated to 2.8 percent in October 2024 compared to the 1.5 percent inflation rate in September 2024. This brings the average inflation on the prices of goods and services in the province from January to October 2024 to 5.0 percent. In October 2023, Nueva Ecija's inflation rate was higher at 4.7 percent.

Figure 2. Year-on-Year Inflation Rates by Province: Central Luzon, October 2024 (2018=100)



Source: PSA, Retail Price Survey of Commodities for the Generation of Consumer Price Index

Table B. Year-on-Year Inflation Rates by Commodity Group: Nueva Ecija (2018=100) (In Percent)

Commodity Group	October 2023	September 2024	October 2024
All Items	4.7	1.5	2.8
I. Food and Non-Alcoholic Beverages	8.6	-0.1	2.8
II. Alcoholic Beverages and Tobacco	1.5	2.1	2.4
III. Clothing and Footwear	5.4	3.1	3.3
IV. Housing, Water, Electricity, Gas, and Other Fuels	2.9	7.5	7.2
V. Furnishings, Household Equipment, and Routine Household Maintenance	2.8	2.3	3.7
VI. Health	4.6	4.4	4.4
VII. Transport	-1.6	-6.1	-6.0
VIII. Information and Communication	0.3	1.5	1.5
IX. Recreation, Sport, and Culture	5.6	2.4	2.6
X. Education Services	7.1	4.9	4.9
XI. Restaurants and Accommodation Services	1.7	0.0	0.0
XII. Financial Services	0.0	0.0	0.0
XIII. Personal Care, and Miscellaneous Goods and Services	2.3	3.3	3.2

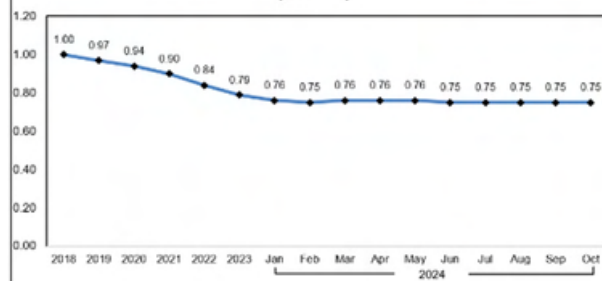
Source: PSA, Retail Price Survey of Commodities for the Generation of Consumer Price Index

Table C. Major Contributors to the Year-on-Year Inflation in Nueva Ecija: October 2024

Commodity Group	% Share to Inflation
I. Food and Non-Alcoholic Beverages	39.1
II. Alcoholic Beverages and Tobacco	2.6
III. Clothing and Footwear	3.5
IV. Housing, Water, Electricity, Gas, and Other Fuels	52.1
V. Furnishings, Household Equipment, and Routine Household Maintenance	4.1
VI. Health	5.5
VII. Transport	-17.1
VIII. Information and Communication	1.5
IX. Recreation, Sport, and Culture	1.0
X. Education Services	2.4
XI. Restaurants and Accommodation Services	0.0
XII. Financial Services	0.0
XIII. Personal Care, and Miscellaneous Goods and Services	5.4

Source: PSA, Retail Price Survey of Commodities for the Generation of Consumer Price Index

Figure 3. Purchasing Power of Peso (2018=1) (2018=1)



Source: PSA, Retail Price Survey of Commodities for the Generation of Consumer Price Index

Consumer Price Index Decreases to 133.3 in October 2024

The Consumer Price Index (CPI) in October 2024 slightly increased to 133.3 compared to 133.1 in September 2024. This implies that the PhP100.00 in 2018 was averaging PhP133.30 in October 2024 or the average retail prices of the basket of goods and services expanded by 33.3 percent. In October 2023, the CPI was lower, averaging 129.7. (Table F)

Nueva Ecija's Purchasing Power of Peso Remains at PhP 0.75

For five (5) consecutive months, the Purchasing Power of Peso (PPP) in the province of Nueva Ecija remained at PhP 0.75. Hence, with 2018 as the base year, the One peso in 2018 was valued at 75 centavos in October 2024. (Figure 3 and Table F)



NOVEMBER 2024 NUEVA ECIJA INFLATION REPORT (2018=100)

Nueva Ecija's Purchasing Power of Peso Remains at PhP 0.75

For six (6) consecutive months, the Purchasing Power of Peso (PPP) in the province of Nueva Ecija remained at PhP 0.75. Hence, with 2018 as the base year, the One peso in 2018 was valued at 75 centavos in November 2024.

Table A. Year-on-Year Inflation Rates, All Items, Nueva Ecija
In Percent
(2018=100)

Area	November 2023	October 2024	November 2024	Year-to-date*
Philippines				
Headline	4.1	2.3	3.2	3.2
Core	4.7	2.4	2.5	3.0
Region III				
Headline	5.0	2.7	2.7	3.9
Nueva Ecija				
Headline	4.8	2.8	2.3	4.7

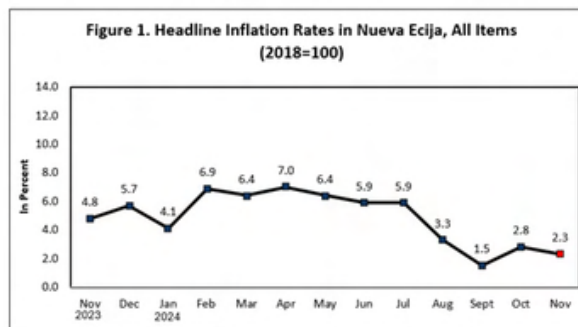
Source: Philippine Statistics Authority (PSA), Retail Price Survey of Commodities for the Generation of Consumer Price Index

*Year-on-year change of average CPI for January-November 2024 vs. 2023

Table B. Year-on-Year Inflation Rates by Commodity Group: Nueva Ecija (2018=100)
(In Percent)

Commodity Group	November 2023	October 2024	November 2024
All Items	4.8	2.8	2.3
I. Food and Non-Alcoholic Beverages	7.0	2.8	2.5
II. Alcoholic Beverages and Tobacco	2.4	2.4	1.3
III. Clothing and Footwear	5.5	3.3	3.6
IV. Housing, Water, Electricity, Gas, and Other Fuels	7.4	7.2	5.0
V. Furnishings, Household Equipment, and Routine Household Maintenance	3.4	3.7	3.4
VI. Health	4.2	4.4	4.4
VII. Transport	-2.7	-6.0	-4.0
VIII. Information and Communication	0.3	1.5	1.5
IX. Recreation, Sport, and Culture	5.9	2.6	2.4
X. Education Services	7.1	4.9	4.9
XI. Restaurants and Accommodation Services	1.3	0.0	0.0
XII. Financial Services	0.0	0.0	0.0
XIII. Personal Care, and Miscellaneous Goods and Services	1.8	3.2	3.5

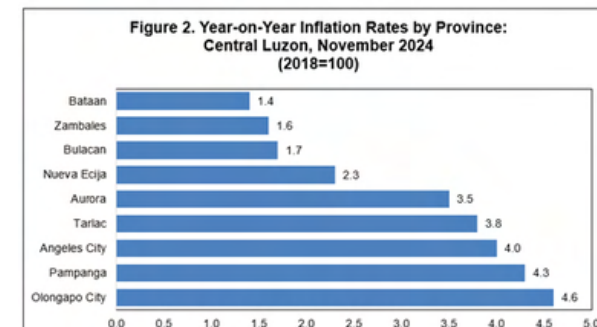
Source: PSA, Retail Price Survey of Commodities for the Generation of Consumer Price Index



Source: PSA, Retail Price Survey of Commodities for the Generation of Consumer Price Index

Nueva Ecija's Headline Inflation Rate Slows Down to 2.3 Percent

Nueva Ecija's annual inflation decelerated to 2.3 percent in November 2024 compared to the 2.8 percent inflation rate in October 2024. This brings the average inflation on the prices of goods and services in the province from January to November 2024 to 4.7 percent. In November 2023, Nueva Ecija's inflation rate was higher at 4.8 percent. (Table A and Figure 1)



Source: PSA, Retail Price Survey of Commodities for the Generation of Consumer Price Index

Among the provinces and highly urbanized cities (HUCs) in Central Luzon, the City of Olongapo posted the highest inflation rate in November 2024 at 4.6 percent, and the province of Bataan had the lowest inflation rate at 1.4 percent. Meanwhile, Nueva Ecija ranked 6th in the region with a 2.3 percent inflation rate. On the other hand, Central Luzon's annual inflation remained at 2.7 percent in November 2024. (Table A and Figure 2)

Table C. Major Contributors to the Year-on-Year Inflation in Nueva Ecija: November 2024

Commodity Group	% Share to Inflation
I. Food and Non-Alcoholic Beverages	41.1
II. Alcoholic Beverages and Tobacco	1.7
III. Clothing and Footwear	4.5
IV. Housing, Water, Electricity, Gas, and Other Fuels	42.7
V. Furnishings, Household Equipment, and Routine Household Maintenance	4.4
VI. Health	6.4
VII. Transport	-13.5
VIII. Information and Communication	1.8
IX. Recreation, Sport, and Culture	1.1
X. Education Services	2.8
XI. Restaurants and Accommodation Services	0.0
XII. Financial Services	0.0
XIII. Personal Care, and Miscellaneous Goods and Services	6.9

Source: PSA, Retail Price Survey of Commodities for the Generation of Consumer Price Index

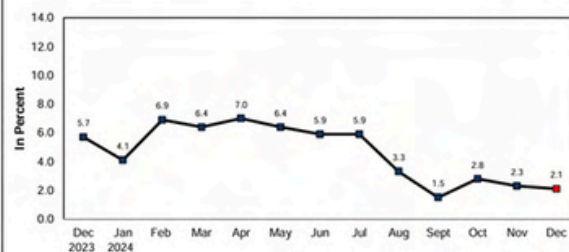
Table D. Year-on-Year Changes in Inflation Rates on Food Commodity, Nueva Ecija (2018=100)

Commodity Group	November 2023	October 2024	November 2024
Food	6.9	3.1	2.7
Cereals and Cereal Products	17.0	5.7	1.1
Cereals	20.1	7.7	1.6
Rice	20.2	7.6	1.2
Corn	13.5	14.1	28.8
Flour, Bread, and Other Bakery Products	7.9	-0.9	-1.1
Pasta Products, and Other Cereals			
Meat and Other Parts of Slaughtered Land Animals	-1.4	3.9	3.5
Fish and Other Seafood	11.0	1.3	-0.3
Milk, other Dairy Products, and Eggs	5.8	5.7	4.7
Oils and Fats	4.8	-5.1	-4.5
Fruits and Nuts	11.8	7.3	2.5
Vegetables, Tubers, Cooking Bananas, and Pulses	-9.1	-4.3	12.7
Sugar, Confectionery, and Desserts	6.4	-2.3	-2.9
Ready-Made Food and Other Food Products N.E.C.	3.7	3.1	4.4

Source: PSA, Retail Price Survey of Commodities for the Generation of Consumer Price Index

DECEMBER 2024 NUEVA ECIJA INFLATION REPORT (2018=100)

Figure 1. Headline Inflation Rates in Nueva Ecija, All Items (2018=100)



Source: PSA, Retail Price Survey of Commodities for the Generation of Consumer Price Index

Nueva Ecija's Headline Inflation Rate Decelerates to 2.1 Percent

Nueva Ecija's annual inflation slowed to 2.1 percent in December 2024 compared to the 2.3 percent inflation rate in November 2024. This brings the average inflation on the prices of goods and services in the province from January to December 2024 to 4.5 percent. In December 2023, Nueva Ecija's inflation rate was higher at 5.7 percent. (Table A and Figure 1)

Figure 3. Purchasing Power of Peso (2018=1) (2018=1)



Source: PSA, Retail Price Survey of Commodities for the Generation of Consumer Price Index

Nueva Ecija's Purchasing Power of Peso Remains at PhP 0.75

For seven (7) consecutive months, the Purchasing Power of Peso (PPP) in the province of Nueva Ecija remained at PhP 0.75. Hence, with 2018 as the base year, the One peso in 2018 was valued at 75 centavos in December 2024. (Figure 3 and

Table D. Year-on-Year Changes in Inflation Rates on Food Commodity, Nueva Ecija (2018=100)

Commodity Group	December 2023	November 2024	December 2024
Food	9.0	2.7	2.0
Cereals and Cereal Products	23.9	1.1	-5.7
Cereals	29.6	1.6	-6.9
Rice	29.8	1.2	-7.3
Corn	16.3	28.8	17.8
Flour, Bread, and Other Bakery Products	7.4	-1.1	-1.3
Pasta Products, and Other Cereals	-1.9	3.5	4.7
Meat and Other Parts of Slaughtered Land Animals	11.9	-0.3	0.7
Fish and Other Seafood	6.5	4.7	4.3
Milk, other Dairy Products, and Eggs	1.6	-4.5	-4.5
Oils and Fats	15.1	2.5	4.9
Fruits and Nuts	-10.8	12.7	29.6
Vegetables, Tubers, Cooking Bananas, and Pulses	5.6	-2.9	-2.9
Sugar, Confectionery, and Desserts	2.8	4.4	4.4
Ready-Made Food and Other Food Products N.E.C.			

Source: PSA, Retail Price Survey of Commodities for the Generation of Consumer Price Index

Food Inflation Decelerates to 2.0 Percent in December 2024

Nueva Ecija's food inflation decelerated to 2.0 percent in December 2024 from 2.7 percent in November 2024. In December 2023, food inflation was higher at 9.0 percent.

Main Drivers to the Downtrend of Food Inflation

The downward trend in Nueva Ecija's food inflation in December 2024 was primarily driven by the slower annual growth in the index of cereals and cereal products, including rice, corn, flour, bread, other bakery items, pasta products, and other cereals, which recorded a -5.7 percent inflation rate for the month, down from 1.1 percent in November 2024. Additionally, the inflation rate for milk, other dairy products, and eggs decreased to 4.3 percent from 4.7 percent.

In contrast, a faster increase was observed in the growth rates of the following food groups during the current month:

- Vegetables, tubers, plantains, cooking bananas, and pulses at 29.6 percent from 12.7 percent;
- Fruits and nuts at 4.9 percent from 2.5 percent;
- Meat and other parts of slaughtered land animals at 4.7 percent from 3.5 percent; and
- Fish and other seafood at 0.7 percent from -0.3 percent. (Table D)



Philippine Identification System (PHILSYS)





ABOUT PHILSYS



Photo Courtesy of PSA PhilSys website

The Philippine Identification System or PhilSys refers to the government's central identification platform for all Filipino citizens and resident aliens of the Philippines. The Republic Act No. 11055, or the Philippine Identification System Act, was signed by President Rodrigo Roa Duterte on 06 August 2018. It is an act establishing a single national identification system that aims to provide a valid proof of identity for Filipino citizens and resident aliens of the Philippines.

WHY REGISTER TO PHILSYS?

As a digital foundational ID system, PhilSys will transform how services are delivered and accessed in the Philippines, and accelerate our transition to a digital economy, including to enable presenceless, paperless and cashless transactions. Built on a Privacy-by-Design principle, PhilSys adopts the latest technology and innovations underscoring the importance of privacy of individuals and security of information under the system.

The Philippine Statistics Authority (PSA) Nueva Ecija Provincial Statistical Office continuously delivered all its mandates since the Philippine Identification System (PhilSys) implementation. PhilSys Nueva Ecija is currently led by Provincial Focal Person (PFP) Mark Joseph U. Briguela and Assistant Statistician Danilo M. Valeda with the supervision of Chief Statistical Specialist (CSS) Elizabeth M. Rayo, and the current OIC, Supervising Statistical Specialist Girlie G. De Guzman.



PhilSys Nueva Ecija Registration Updates

The PhilSys Registration System in Nueva Ecija started last February 01, 2021, in selected municipalities. The PhilSys Nueva Ecija managed to register a total of 2,035,312 individuals.

PHILSYS NUEVA ECIJA TOTAL REGISTRATION PER YEAR


PROVINCE	TOTAL OUTPUT			
	2021	2022	2023	2024
Nueva Ecija	1,230,209	404,664	169,066	231,373

RETURN-TO-SENDER IDS

PROVINCE	TOTAL RTS		3,244
	DECEASED	UNLOCATED	DELIVERED
Nueva Ecija	562	1,990	605

2024 TOP 3 HIGHEST NUMBER REGISTERED IN NUEVA ECIJA

NUEVA ECIJA	Step-2 Registration Output	ePhilID Issuance Output
Cabanatuan City	26,403	995
City of Gapan	17,674	854
San Jose City	14,347	633
Guimba	10,149	601
Bongabon	9,008	331





National ID Kabalikat Program in Nueva Ecija



The Philippine Statistics Authority Nueva Ecija proudly announces the successful pilot launch of the National ID Kabalikat program, a groundbreaking initiative designed to strengthen partnerships with financial institutions and enhance access to financial services through the Philippine Identification System (PhilSys).

The event was attended by financial institutions such as microfinance, remittance centers, finance agencies, and universal bank representatives within the province and Bangko Sentral ng Pilipinas representative.

The said event was attended by different Financial Institutions such as Palawan Pawnshop, New Rural Bank of San Leonardo, GM Bank, Lanka ORIX Leasing Company (LOLC), LFCI-Kasanib, Alalay Sa Kaunlaran Inc. (ASKI), Metro Bank, China Bank, and Bangko Sentral ng Pilipinas.



#IDnatin





Launch of Rehistro Bulilit in Nueva Ecija: “Making Early Registration Accessible for All Children”

The Philippine Statistics Authority (PSA) has officially launched the "Rehistro Bulilit" initiative, a program dedicated to registering children aged 4 years and below in the Philippine Identification System (PhilSys). This proactive step ensures that even the youngest Filipinos are included in the country's national identification system, providing them with early access to essential services and government benefits. With the goal of fostering inclusivity and streamlining processes, the PSA encourages parents and guardians to take advantage of this initiative to secure a future-ready identity for their children.

On behalf of officer-in-charge, Supervising Statistical Specialist Girlie G. De Guzman, last September 27, 2024, PhilSys Focal Person Mark Joseph U. Briguela together with Assistant Statistician (Regular Focal) Danilo M. Valeda, Christaline Joyce N. Pili PhilSys Admin and Ezairo Rafaino A. Buenaventura Information Statistical Analyst went to Bliss Daycare Center in Brgy. Malasin, San Jose, Nueva Ecija to conduct a Rehistro Bulilit.



The PhilSys Registration Team successfully registered 53 children aged 4 and below, along with 10 parents. Additionally, they issued 13 ePhilIDs and retrieved 6 lost TRNs throughout the day.

#IDnatin



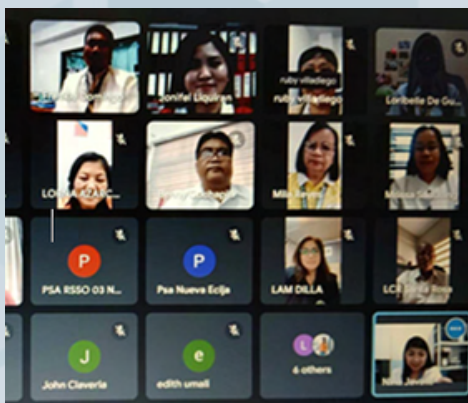
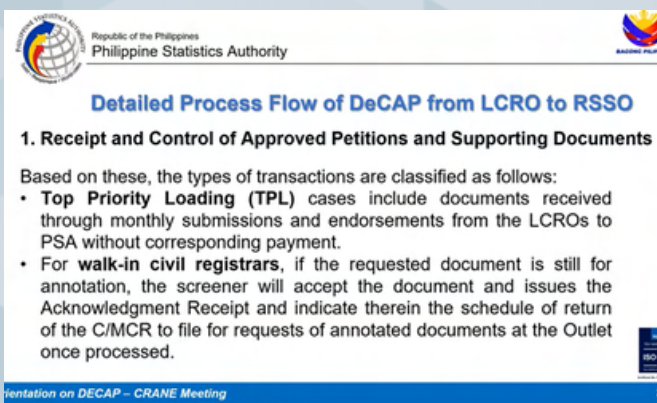


CIVIL REGISTRATION



ORIENTATION ON DECENTRALIZED COPY ANNOTATION PROCESS

On July 12, 2024, PSA-Nueva Ecija conducted an Orientation on Decentralized Copy Annotation Process via Google Meet. The Decentralized Copy Annotation Process was presented by Statistical Specialist II Chaeyanne Paula D. Miranda. She discussed what is DeCAP, its Objectives and Key Features, RA9048/RA10172 and Supplemental Report, Detailed Process Flow of DeCAP from LCRO to RSSO, Detailed Screening of Approved Petitions, Common Errors/Feedback and Current Status of DeCAP Transactions. Ms. Miranda also presented the Top 5 with the highest number of received documents which includes Cabanatuan City-626, San Jose City-150, Guimba-130, Gapan City-127 and Aliaga-121 and also the Top 5 with the highest number of feedback which includes Cabanatuan City-84, Aliaga-55, San Jose City-40, Bongabon and San Leonardo 27. She also mentioned that for the municipality of Cuyapo, there were no received petition. The orientation aims to provide information regarding DeCAP that is being implemented by Philippine Statistics Authority and to cater all the inquiries and concerns of the Local Civil Registrars within the province of Nueva Ecija.



KASALANG BAYAN IN CARRANGLAN, NUEVA ECIJA

On September 4, 2024, the Local Civil Registrar Office of Carranglan organized a mass wedding at the Municipal Gymnasium in Carranglan, Nueva Ecija. The event was part of the 12th Gintong Butil Festival and 8th Carranglan Day celebrations. Supervising Statistical Specialist-OIC Girlie G. De Guzman was invited to speak, and Statistical Analyst Dulce Amor I. Cabico and Registration Officer I Niña J. Pangilinan attended the event.



The Mass Wedding Ceremony was officiated by Hon. Rogelio B. Abad, and the newlyweds exchanged their vows and wedding rings. Mayor Abad declared the newlyweds as husband and wife, urging them to seal their union with a kiss. PSA Nueva Ecija will continue to support this event in partnership with the Local Civil Registrar Offices in Nueva Ecija.

**CIVIL
REGISTRATION**



Local Civil Registrar Office Visit and Coordination




The Philippine Statistics Authority (PSA) Nueva Ecija, led by OIC Provincial Statistical Officer Girlie G. De Guzman, conducted a courtesy visit to the Local Civil Registrar (LCR) Office of Cuyapo on December 18, 2024. The PSA team included Statistical Specialist II Editha U. Briguela and Assistant Statistician Danilo Valeda.

This visit highlights the PSA's commitment to support a strong partnership to the Local Civil Registrar Offices in ensuring the accurate and timely registration of vital events. The coordination highlights the necessary role of the LCRs as partners in achieving the PSA's mandate of providing quality civil registration services.

The LCR of LGU Cuyapo headed by LCR Emmy G. San Mateo, is one of Batch Request Entry Query System (BREQS) partners, further strengthening the collaboration with the PSA in efficient and accessible civil registration services to the public. During the visit LCR Emmy G. San Mateo and her staff warmly welcome OIC- De Guzman along with the PSA personnel.

This initiative reaffirms the PSA dedication to strengthening its relationship with LCR offices ensuring a seamless and responsive civil registration system for the benefit of the public.





PHILIPPINE STATISTICS AUTHORITY - NUEVA ECIJA

ANNUAL REPORT 2024

**CIVIL
REGISTRATION**

BIRTH REGISTRATION ASSISTANCE PROJECT (BRAP)



ABOUT BRAP

The Philippine Statistics Authority (PSA) - Birth Registration Assistance Project (BRAP) continues to be implemented across the country. This project aims to help the marginalized in securing their birth registration and assist them in registering to Philippine Identification System (PhilSys). This project has benefited a number of individuals for they can now present birth certificates as proof of legal identity, which allows them to claim social services.

Launched in 2022, the BRAP targets to provide birth registration to an estimated 3.7 million Filipinos without birth certificates, or about 3.4 percent of the total population based on the 2020 Census of Population and Housing (CPH).



Through the project, the PSA has processed the required documents for the birth registration of over 1 million Filipinos in coordination with Local Civil Registry Offices (LCROs) all over the country.

The UNESCAP report further highlighted the impact of the BRAP having “effectively increased birth registration completion, especially among marginalized communities, and Muslim Filipinos, among others. The Project helped births in these communities to be registered in the Local Civil Registry Offices which will be followed by enrollment in PhilSys.”

“This citation from the UNESCAP affirms our country’s commitment to the Sustainable Development Goals where no one gets left behind. Through our birth registration strategy, we continue to ensure that every Filipino has a birth certificate for our kababayans to unlock access to basic services and full participation in society,” said PSA Undersecretary Claire Dennis S. Mapa, National Statistician and Civil Registrar General.



As of December 2024, a total of 15,863 birth records were received by PSA-Civil Registration Service for verification in the PSA Civil Registry System database. Out of this number, a total of 15,231 birth records had been verified, wherein 10,870 of which have no birth record, while 4,361 yielded positive results, meaning they were already registered and 632 are still waiting for the results while 1,619 COLBs were printed in PSA SECPA and issued to the beneficiaries, free of charge.

City/Municipality	MOA	Target	For Verification	No. of Verified Record	With Omnibus Certification	Total Records Registered	Total Issued SECPA
ALIAGA		902	772	772	632	82	25
BONGABON		1,024	108	94	46	3	0
CABANATUAN CITY		4,562	1,977	1,896	1,107	532	292
CABIAO	05/13/24	758	68	59	35	4	1
CARRANGLAN		1,019	292	292	175	54	1
CUYAPO		1,035	175	130	107	22	7
GABALDON		543	66	66	37	18	7
GAPAN CITY		1,226	524	524	393	187	132
GEN. NATIVIDAD		497	216	211	124	4	3
GEN. TINIO	05/13/24	731	1,387	1,357	812	219	186
GUIMBA		1,664	127	127	92	12	1
JAEN		770	322	322	224	74	73
LAUR		435	1,056	1,045	813	312	261
LICAB		234	132	132	95	11	0
LLANERA		515	92	92	56	0	0
LUPAO		776	84	84	50	0	0
SCIENCE CITY OF MUÑOZ		1,897	521	521	411	159	129
NAMPICUAN		50	84	84	54	18	8
PALAYAN CITY		656	91	91	53	11	0
PANTABANGAN		421	151	132	76	24	5
PEÑARANDA		385	466	466	264	88	70
QUEZON		679	1,195	1,195	570	110	70
RIZAL		1,079	55	55	42	4	0
SAN ANTONIO		995	407	371	92	31	21
SAN ISIDRO		465	12	12	5	2	0
SAN JOSE CITY		2,933	339	339	157	23	0
SAN LEONARDO		649	4	4	1	1	0
SANTA ROSA	05/13/24	1,328	556	419	330	60	32
STO. DOMINGO		643	810	596	301	92	64
TALAVERA		2,257	2,638	2,327	1,652	110	101
TALUGTUG	05/13/24	317	630	601	345	99	79
ZARAGOZA	05/13/24	871	534	534	188	88	51
TOTAL		32,316	15,891	14,950	9,339	2,454	1,619



Awarding of Certificate of Live Birth in SecPa

Barangay	City/municipality	Total	Date
Sapang	Jaen	68	February 02, 2024
Bakod Bayan	Cabanatuan City	34	February 05, 2024
Quezon	Talugtug	44	March 12, 2024
San Vicente	Zaragoza	31	April 01, 2024
Poblacion	Laur	21	April 08, 2024
Valle Cruz	Cabanatuan City	6	May 31, 2024
Bakod Bayan	Cabanatuan City	54	August 03, 2024
Quezon	Talugtug	24	October 15, 2024

Awarding of Certificate of Live Birth in SecPa

Barangay	City/Municipality	Total	Date
Valle Cruz	Cabanatuan City	11	March 11, 2024
Sumacab Norte & Sumacab Sur	Cabanatuan City	18	May 17, 2024
Valle Cruz	Cabanatuan City	13	May 31, 2024
Baloc	Santo Domingo	5	August 09, 2024
Sumacab Norte & Sumacab Sur	Cabanatuan City	15	August 19, 2024
Macatbong	Cabanatuan City	2	August 29, 2024
Santa Rita	Santo Domingo	4	August 30, 2024
Macatbong	Cabanatuan City	1	October 07, 2024
Baloc, Sta. Rita & Mambarao	Santo Domingo	4	November 05, 2024
Macatbong	Cabanatuan City	19	December 04, 2024
Sumacab Norte & Sumacab Sur	Cabanatuan City	11	December 05, 2024
Burgos & Baloc	Santo Domingo	5	December 06, 2024

Mobile Registration Conducted

Barangay	City/municipality	Date	Output/Remarks
Pula	Talavera	February 15, 2024	6 Registered
San Mariano	Peñaranda	February 23, 2024	22 Registered
Burol	Gen. M. Natividad	March 04, 2024	4 Reqs. Collected
Macatbong	Cabanatuan City	March 15, 2024	16 Reqs. Collected
Pamalidan	Cabanatuan City	March 22, 2024	4 Reqs. Collected
Sumacab Norte	Cabanatuan City	May 20, 2024	13 Reqs. Collected
Sumacab Sur	Cabanatuan City	May 24, 2024	6 Reqs. Collected
Macatbong	Cabanatuan City	May 27, 2024	21 Reqs. Collected
Bakod Bayan	Cabanatuan City	May 31, 2024	9 Reqs. Collected
Sta. Rita	Santo Domingo	June 03, 2024	11 Reqs. Collected
Mayamot	Zaragoza	June 06, 2024	8 Reqs. Collected
Burgos	Santo Domingo	June 07, 2024	7 Reqs. Collected
Burol	Gen. M. Natividad	June 13, 2024	3 Reqs. Collected
San Mariano	Peñaranda	June 21, 2024	5 Reqs. Collected
Sumacab Norte	Cabanatuan City	June 7, 2024	9 Reqs. Collected
Baloc	Santo Domingo	July 02, 2024	14 Reqs. Collected
Baloc	Santo Domingo	July 18, 2024	7 Reqs. Collected
Macatbong	Cabanatuan City	August 02, 2024	17 Reqs. Collected
Macatbong	Cabanatuan City	October 07, 2024	19 Reqs. Collected
Lawang Kupang	San Antonio	October 09, 2024	11 Reqs. Collected
Sta. Teresita	Sta. Rosa	November 20, 2024	3 Reqs. Collected
Sta. Teresita	Sta. Rosa	November 21, 2024	9 Reqs. Collected
Malacañang	Sta. Rosa	November 22, 2024	1 Reqs. Collected
Mapalad	Sta. Rosa	November 27, 2024	4 Reqs. Collected
Liwayway	Sta. Rosa	December 10, 2024	19 Reqs. Collected
Liwayway	Sta. Rosa	December 11, 2024	8 Reqs. Collected



We coordinated with the concerned LCRO's and barangays to set the schedule of mobile registration. Some LCRO were not able to set their schedule due to lack of staff to be sent in the mobile registration. So, what we did is to coordinate with the concerned barangays and set the schedule for the collection of requirements.

For those who have requirements, we checked and collected their requirements and did interviews. We have prepared and accomplished the Certificate of Live Birth (Municipal Form 102) and submitted to the concerned MCR's for the approval, received and registered the Certificate of Live Birth (COLB).

A total of 228 registrants were collected with the corresponding requirements during our mobile registration and immediately forwarded to LCRO's for evaluation. Out of this number 191 are successfully registered.

For the year 2024, 1,354 registrants were successfully registered in Electronic Endorsement within our province including 138 Senior Citizens, 42 Sama-bajau and Islam and 308 in incoming out-of-town. We also sent 66 registrants to the central office for out-of-town endorsement.

The following were the encountered issues and challenges for the year 2024:


Problems Encountered	Action Taken
Some target registrants were not able to appear when scheduling mobile registration in their barangay.	PSA and LCRO's advised the barangay officials to inform absent registrants that they can still avail of free registration in the LCR Office in their municipalities.
Registrants born outside their municipalities	The LCRO's provided them with the list of required supporting documents and advised the registrants that their case will be accommodated through out-of-town registration procedures.
Illegitimate Registrants wanted to register using their father's surname but their father is already deceased. (The children of the registrants also used the surname of his deceased father)	We advised them to come in the LCRO's to seek some advice regarding to their case.
Target registrants born in the hospital but they didn't get the original COLB from the hospital where they were born.	We advised the registrants to get first their COLB and we will provide them assistance to register their birth in the LCRO's.
Unavailability of the father's registrants whose parents are not married.	We interviewed the mother and collected the requirements/supporting documents, and we set another schedule on the availability of the father to sign in the affidavit of acknowledgement.
Inconsistencies of their given information against their documents presented	We helped the registrants to establish their information at the COLB by asking them to provide supporting documents/proof that can show the correct information like baptismal, school record, marriage contract, MDR, Voter's Registration Record and birth certificate of their siblings or children.
Lacking requirements of target registrants such as National ID and 3 copies of the latest 2'2 picture with white background.	Those who do not have a National ID are advised to go to the nearest Philsys Registration Center to apply or get their temporary ID's to be used when they apply for their birth certificate.



PHILIPPINE STATISTICS AUTHORITY - NUEVA ECIJA

ANNUAL REPORT 2024

Regular Activities



FUNCTIONAL LITERACY EDUCATION, AND MASS MEDIA SURVEY (FLEMMS)



ABOUT FLEMMS

The Functional Literacy, Education and Mass Media Survey (FLEMMS) is a national survey that gathers information on the basic and functional literacy rates, and the educational skills qualifications of the population.

This survey is conducted by the Philippine Statistics Authority (PSA) generally every five (5) years since 1989. The last round of the survey was conducted in 2019, and the seventh in the series of literacy surveys was conducted in October 2024.

The FLEMMS has the following specific objectives:

1. to estimate the proportion of the population 5 years old and over who are basically literate;
2. to estimate the proportion of the population 10 to 64 years old who are functionally literate and to determine their socio-economic characteristics;
3. to determine the educational skill qualifications of the population in terms of formal schooling; and 4. to determine the mass media exposure of the population.





3RD LEVEL TRAINING

The 3rd level training for FLEMMS was held from October 23 to 27, 2024, at Top Star Hotel, led by PSA Provincial Office OIC Girlie G. De Guzman. This training focused on equipping 45 enumerators with the necessary skills and knowledge for the survey's implementation. The training team included Provincial Focal Person SSII Editha U. Briguela and provincial staff members SSII Jonabel C. Yu, SA Gemalyn Fernandez, and Assistant Statistician Danilo M. Valeda, who provided guidance and hands-on training to ensure participants were well-prepared for the fieldwork.



ENUMERATION

The enumeration phase of the Functional Literacy, Education, and Mass Media Survey (FLEMMS) officially began on October 30, 2024, with 33 enumerators and 7 team supervisors conducting field interviews across designated Enumeration Areas. This phase marks the core of data collection, where field personnel visit households to gather essential data on literacy, education, and media usage. Each team initiated their work with a courtesy call to Barangay Officials to establish rapport and secure necessary assistance for smooth field operations. This cooperation with local officials helps ensure that data collection is comprehensive and that community members are aware of and supportive of the survey process.





FIELD SUPERVISION


The field supervision for the Functional Literacy, Education, and Mass Media Survey (FLEMMS) was led by OIC Supervising Statistical Specialist (SvSS) Girlie G. De Guzman, along with dedicated field staff involved in FLEMMS operations. The primary role of field supervision is to ensure the accuracy and reliability of data collected by enumerators. Supervisors conducted re-interviews with selected respondents and closely observed enumerators during live interviews, ensuring adherence to survey protocols and the quality of data collection. Additionally, Team Supervisors (TS) were responsible for performing their own rounds of re-interviews and observations, providing an extra layer of quality control to guarantee the integrity and completeness of the survey data.

MACHINE PROCESSING

The Machine Processing phase of the Functional Literacy, Education, and Mass Media Survey (FLEMMS) began with a 3rd level training held from November 12 to 13, 2024. The training was led by Provincial Focal Person SSII Editha U. Briguela, on behalf of OIC Girlie G. De Guzman. During this phase, seven machine processors were hired to ensure the accuracy and consistency of the data collected by the field enumerators. Their primary task is to check for errors and inconsistencies in the data uploaded from the field, helping to ensure the integrity of the survey results before moving forward with further analysis.

Regular Activities

PHOTOS





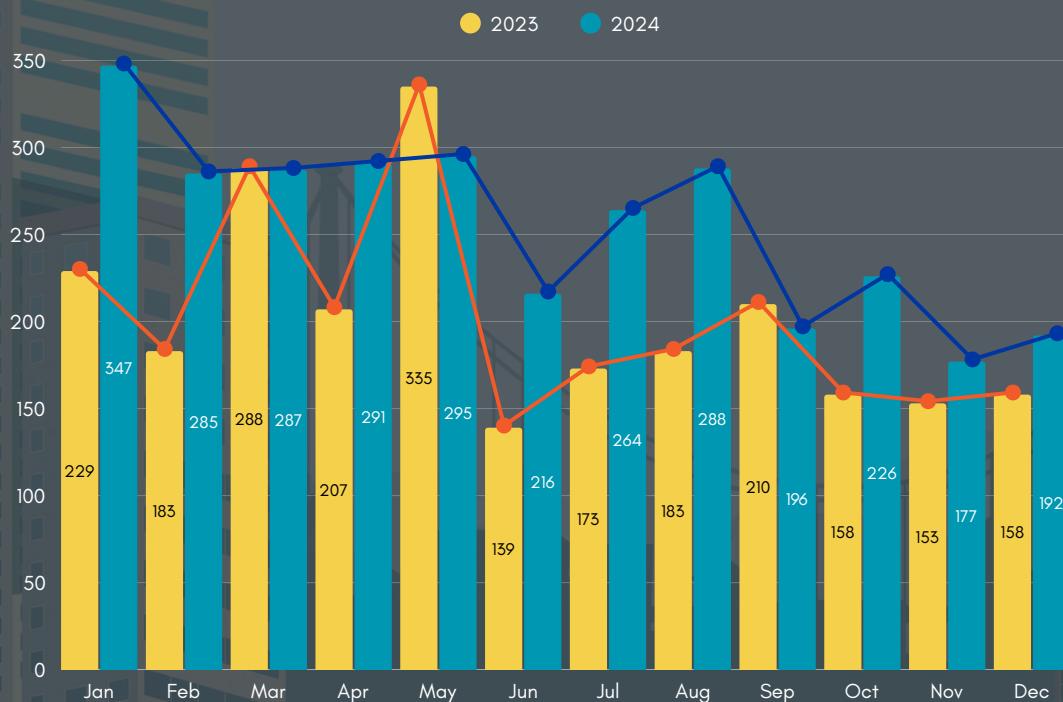
NUMBER OF APPROVED BUILDING PERMITS IN 2024

In 2024, Nueva Ecija collected and processed a total of 3,064 approved building permits from 5 Cities and 27 Municipalities of the province. Below is the breakdown of collected approved building:

3,064

↑ 21.64 %

APPROVED
BUILDING
PERMITS IN 2024



Collection Date

To be submitted every within 1st to 5th calendar days after the reference month.

Deadline of Submission

Every 1st and 2nd month of the Quarter except November the data is to be submitted within 21st to 45th days after the reference month.

Every 3rd month of the Quarter and November the data is to be submitted within 21st to 30th days after the reference month.

Reference Month	2023	2024
January	229	347
February	183	285
March	288	287
April	207	291
May	335	295
June	139	216
July	173	264
August	183	288
September	210	196
October	158	226
November	153	177
December	158	192
Total	2,519	3,064



PHILIPPINE STATISTICS AUTHORITY - NUEVA ECIJA
ANNUAL REPORT 2024

2024 POPCEN-CBMS



2024
POPCEN-CBMS



ABOUT 2024 POPCEN-CBMS

The Census of Population (POPCEN) is a nationwide effort to collect, analyze, and distribute data about the population, helping government planners make informed decisions. It records details about individuals and institutional living quarters to guide economic and social programs.

The Community-Based Monitoring System (CBMS) is a technology-driven process that gathers detailed, local-level data to track development indicators such as health, education, income, and employment. It helps assess poverty levels and is implemented under Republic Act No. 11315, with the Philippine Statistics Authority (PSA) overseeing its execution.

In 2024, the POPCEN-CBMS will be conducted in all local government units (LGUs), using Computer-Assisted Personal Interviews (CAPI) via tablets, while also allowing for Paper and Pencil Interviews (PAPI) and Self-Administered Questionnaires (SAQ) if needed.

The main goal of the 2024 POPCEN-CBMS is to provide accurate and updated data on demographics, socio-economic conditions, health, housing, and barangay characteristics. These statistics will support policy-making, project planning, and social program implementation at both national and local levels. The POPCEN-CBMS Management Information System (MIS) will also assist in monitoring and managing the data collection process.





TRAININGS

The **Provincial Level Training** was conducted on June 17 to 21. There were 61 Census Area Supervisors trained coming from 32 municipalities. The training was led by provincial focal persons, Engr. Rommel L. Payawal, and Mr. Hilario T. Delos Santos, accompanied by staff from Central and Regional Offices, Ms. Aira Villacorte and Ms. Jennielyn Mariano, respectively.

The **Municipal Level Training** was held simultaneously among the 32 municipalities, from July 01 to 06 and July 08 to 13, 2024.





TRAININGS

Pursuant to the venture of Population Census and Community-Based Monitoring System, the PSO Nueva Ecija conducted a simultaneous **orientation** on the **Barangay Profile Questionnaire and Listing of Service Facilities and Government Projects** throughout the month of May.

The orientations were coordinated through the Municipal Planning and Development Officers of each municipality and cities, who also took care of the venue within the area.

On the 7th of May 2024, the PSO conducted its first BPQ and SFGP Orientation at Aliaga, Nueva Ecija. The event was hand-in-hand organized by the PSO Focal Persons and officials of the LGU. The event was attended by the LGU personnel, barangay captains with their secretaries and some other barangay officials.

The orientation was facilitated by MPDO Jesner Vicencio who also expressed an opening message highlighting the importance of each barangay's cooperation in the accomplishment of form 5 and 6, along with the accomplishment of form 7 to be filled out by the Municipal Government.



2024 POPCEN-CBMS

2024 CBMS

Schedule

07 MAYAliaga
Cuyapo
Lupao**08 MAY**Sto. Domingo
Rizal**09 MAY**Carranglan
San Jose City
Penaranda
Laur
San Antonio
Nampicuan**10 MAY**Zaragoza
Palayan City
Pantabangan
Jaen**13 MAY**Talugtug
Sta. Rosa
Guimba**14 MAY**Gabaldon
San Leonardo
Gen. Tinio
Licab
Munoz City**15 MAY**Bongabon
Gapan City**16 MAY**

Cabanatuan City

17 MAYSan Isidro
Gen. Natividad



TRAININGS

The **Provincial Level Training for Map and Data Processing** was held on October 14 to 18, and November 19 to 23 at Cabanatuan City, Nueva Ecija. There were 141 trainees but there were a total of 11 backouts who did not finish the training.

While the discussions were thorough and detailed, the extensive length of these sessions occasionally led to information overload for the trainees. Although it ensures comprehensive coverage of topics, sometimes, it makes it challenging for trainees to absorb and retain all the information presented.



One significant challenge faced during the training was the lack of available hands-on training materials, and the failure of systems which delays the training. The Data Processing System and RCBMS were hard to access, causing the resource person to troubleshoot on the spot.

However, most of the time, errors cannot be fixed, and the training-participants were unable to conduct hands-on training. This makes it difficult to fully understand what was being discussed especially when it involves the system.



OPERATIONS & PROCESSING

Initially, the period of enumeration for 2024 POPCEN-CBMS is from July 15, 2024 (Monday) to September 16, 2024 (Monday). However, due to unforeseen circumstances, the enumeration and saturation period lasted until the end of December 2024.

All 32 Municipalities in Nueva Ecija was included in the census proper, ensuring no one is left behind. With the help of 61 Census Area Supervisors, 264 Team Supervisors, and 1,477 Enumerators, the PSA Nueva Ecija successfully completed the enumeration.

Initially, the period of enumeration for 2024 POPCEN-CBMS is from July 15, 2024 (Monday) to September 16, 2024 (Monday). However, due to unforeseen circumstances, the enumeration and saturation period lasted until the end of December 2024.

All 32 Municipalities in Nueva Ecija was included in the census proper, ensuring no one is left behind. With the help of 60 Census Area Supervisors, 267 Team Supervisors, and 1,204 Enumerators, the PSA Nueva Ecija successfully completed the enumeration.

The Map and Data Processing has also started in November 5, ensuring the quality and completeness of the data collected. There are 99 Data Processors, 54 Map Data Processors, and 5 Shift Supervisors





Field Visit to Selected Rice Milling Establishments to Update SUA Parameters

Supply Utilization Accounts (SUA) presents a comprehensive picture of the pattern of a country's supply and utilization of food and non-food commodities during a specified reference period. The compilation requires basic data on production, stocks, foreign trade, domestic utilization, population which can be obtained from the results of censuses, household, and establishment surveys, administrative reports of government agencies, and special studies conducted by various research institutions

Provincial Statistical Office (PSO) Nueva Ecija, together with its Chief Statistical Specialist Elizabeth M. Rayo, was unstoppable in assisting, accompanying and accommodating the visitors from the Central Office on April 1, 2024. Pursuant to the updating of parameters for the compilation of SUA, the PSO welcomed and assisted the Central Office to gather data through key informant interviews and actual observation of rice milling operations in the province.





PHILIPPINE STATISTICS AUTHORITY – NUEVA ECIJA

ANNUAL REPORT 2024



Information Dissemination



2024 MONTHLY

INFLATION REPORT



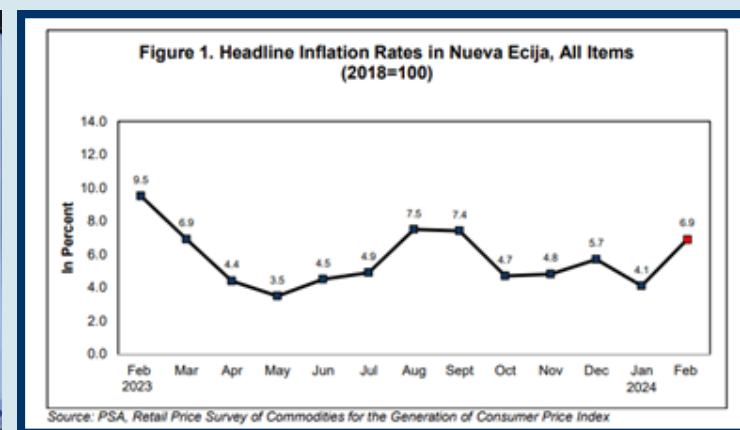
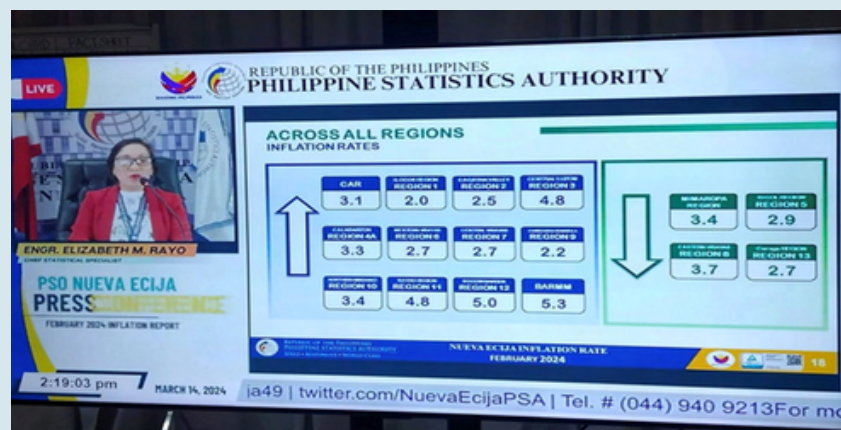


ABOUT MONTHLY INFLATION REPORTS

The Provincial Statistical Office of PSA-Nueva Ecija conducts a monthly press conference on the Inflation Report for the province of Nueva Ecija. Regularly invited participants include media partners such as DWAY Sunshine Radio and DWNE Teleradyo, as well as provincial line agencies. The Department of Trade and Industry-Nueva Ecija Provincial Office and the Office of the Provincial Agriculturist also joined the video conference. The press conference was simultaneously streamed live on Facebook for public viewing.

Prior to this, the PSA Central Office releases the nationwide inflation estimates through a press conference led by National Statistician and Civil Registrar-General Claire Dennis S. Mapa. The inflation reports discuss various commodity groups in the market basket and their contributions to the total inflation rate.

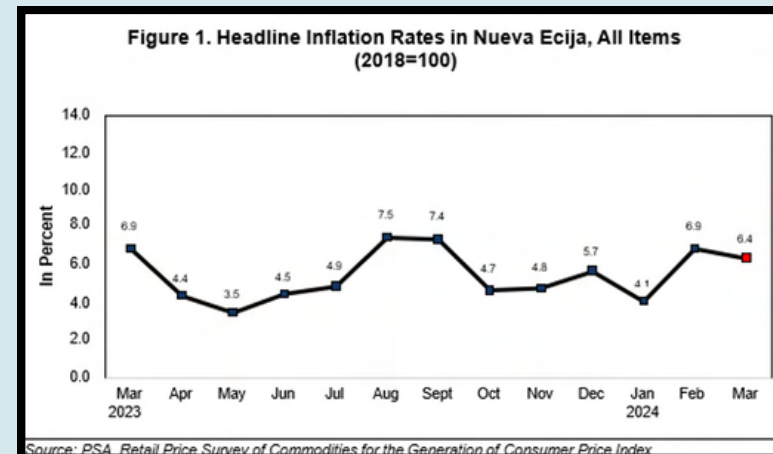
FEBRUARY 2024 INFLATION REPORT



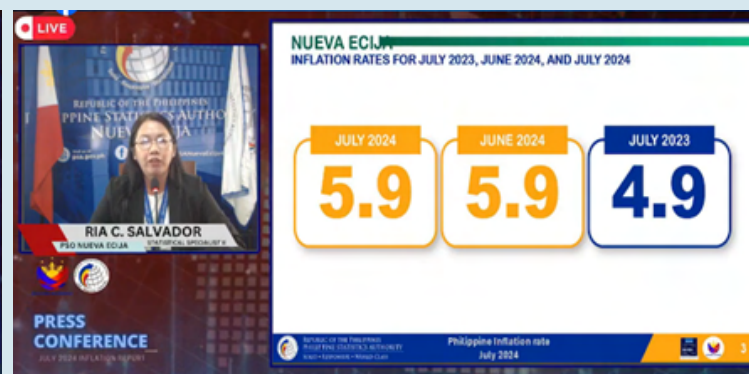
The February 2024 Inflation Report was delivered by Chief Statistical Specialist Elizabeth M. Rayo via Google Meet video conferencing on March 14, 2024, at 2:00 PM at the PSA Training Room.

MARCH 2024 INFLATION REPORT

The March 2024 Inflation Report was delivered by Chief Statistical Specialist Elizabeth M. Rayo via Google Meet video conferencing on April 15, 2024, at 10:00 AM at the PSA Training Room.



JULY 2024 INFLATION REPORT



1 FOOD AND NON ALCOHOLIC BEVERAGES		
INFLATION	SHARE TO DOWNTREND IN INFLATION	
July 2024	8.4	55.5%
June 2024	9.0	
2 HOUSING, WATER, ELECTRICITY, GAS & OTHER FUELS		
INFLATION	SHARE TO DOWNTREND IN INFLATION	
July 2024	8.6	29.5%
June 2024	6.4	
3 TRANSPORT		
INFLATION	SHARE TO DOWNTREND IN INFLATION	
July 2024	2.1	2.8%
June 2024	1.0	

The Provincial Statistical Office of Nueva Ecija conducted a press conference presenting the July 2024 Inflation report through Statistical Specialist Ria C. Salvador and Statistical Specialist II Editha U. Briguela as the conference moderator.

The inflation stayed as in was in June having 5.9 rate and in PhP 0.75 purchasing power.

In the presentation, SSII Salvador emphasized the three (3) contributors of the 5.9 inflation rate.

AUGUST 2024 INFLATION REPORT



The press conference was moderated by Statistical Specialist II Aphrodite A. Ortiz while the inflation was reported by Senior Statistical Specialist Rommel L. Payawal.

In the presentation, SrSS Payawal shared the rate at 3.3 inflation and its contributors. He enumerated rice, tomatoes and meat of pigs as the three (3) primary contributors to the August 2024 inflation. These 3 commodities had a 90%, 20%, and 10% share to the overall inflation of the month. The All Income Households and Bottom 30% also was reported at 4.7 rate.



NUEVA ECIJA
TOP 3 CONTRIBUTORS TO THE AUGUST 2024 INFLATION FOR THE BOTTOM 30% INCOME HOUSEHOLDS

Rank	Commodity	Inflation Rate		Contribution to Inflation	
		July '24	August '24	%	Percentage Point
1	Rice	22.9	7.1	19.6	0.9
2	Tomatoes	189.8	61.3	3.2	0.2
3	Meat of Pigs	3.5	3.2	2.1	0.1

Philippine Inflation Rate August 2024



To end the conference, SSII Ortiz encouraged the general public to support PSA ongoing and upcoming projects like POPCEN-CBMS, FLEMMS and, OWS-ISLE.

SEPTEMBER 2024 INFLATION REPORT

Approaching to the last quarter, PSO conducted its 9th CPI information dissemination to the general public and stakeholders through a Presscon Conference to report the September 2024 Inflation. The press conference was moderated by Statistical Analyst (CoSW) Shara Mae E. Bergado while the inflation was reported by Statistical Specialist II Hilario T. Delos Santos.


In the presentation, SSII Payawal shared the rate at 1.5 inflation and its contributors. He enumerated the three (3) primary contributors namely Food and Non-Alcoholic Beverages with 66.8%; Housing, Water, Electricity, Gas and Other Fuels with 19.1% and Transport with 13.7% contribution to the overall inflation.



1 FOOD AND NON-ALCOHOLIC BEVERAGES	
INFLATION	SHARE TO DOWNTREND IN INFLATION
September 2024 -0.1	66.8%
August 2024 2.8	

2 HOUSING, WATER, ELECTRICITY, GAS AND OTHER FUELS	
INFLATION	SHARE TO DOWNTREND IN INFLATION
September 2024 7.5	19.1%
August 2024 9.1	

3 TRANSPORT	
INFLATION	SHARE TO DOWNTREND IN INFLATION
September 2024 -6.1	13.7%
August 2024 -3.2	



The All Income Households and Bottom 30% also was reported at 2.3 rate.

The conference ended by SA Bergado inviting the general public and stakeholders to support the PSA ongoing and upcoming projects like POPCEN-CBMS, FLEMMS and, OWS-ISLE.

OCTOBER 2024 INFLATION REPORT



As the whole PSA celebrates the 35TH National Statistics Month, the PSO pushed through its regular press conference via google meet and facebook live to report the October 2024 Inflation of the province.

The press conference was moderated by Statistical Specialist II Robert J. Concepcion while the inflation was reported by Statistical Specialist II Jonabel C. Yu.

In the presentation, SSII Yu shared the rate at 2.3 inflation and its major contributors. She enumerated the three (3) primary contributors namely Housing, Water, Gas, Electricity and Other Fuels with 52.1%; Food and Non-Alcoholic Beverages with 39.1%; and Health with 5.5% contribution to the overall inflation.



The All Income Households and Bottom 30% also was reported at 4.4 rate. The conference ended by SSII Concepcion inviting the general public and stakeholders to support the PSA ongoing and upcoming projects.

NOVEMBER 2024 INFLATION REPORT



Approaching to year end and still giving the general public information about inflation, the PSO conducted its regular press conference via google meet and facebook live to report the November 2024 Inflation of the province. The press conference was moderated by Administrative Officer I Joyce Ann B. Valdez while the inflation was reported by OIC, Supervising Statistical Specialist Girlie G. De Guzman.

In the presentation, OIC SvSS De Guzman shared the rate at 2.3 inflation and its major contributors. She enumerated the three (3) primary contributors namely Housing, Water, Gas, Electricity and Other Fuels with 42.7%; Food and Non-Alcoholic Beverages with 41.1%; and Personal Care and Miscellaneous Goods and Services with 6.9% contribution to the overall inflation.

MAJOR CONTRIBUTORS TO THE NOVEMBER 2024 INFLATION			
1	HOUSING, WATER, ELECTRICITY, GAS AND OTHER FUELS	INFLATION	5.0
		PERCENT SHARE	42.7
2	FOOD AND NON-ALCOHOLIC BEVERAGES	INFLATION	2.5
		PERCENT SHARE	41.1
3	PERSONAL CARE AND MISCELLANEOUS GOODS AND SERVICES	INFLATION	3.5
		PERCENT SHARE	6.9

Electricity	November 2024	15.9
	October 2024	28.8
Rentals	November 2024	1.3
	October 2024	1.3
LPG	November 2024	8.2
	October 2024	6.8
Vegetables, Tubers, etc.	November 2024	12.7
	October 2024	-4.3
Meat and others	November 2024	3.5
	October 2024	3.9
Cereals and Cereal Products	November 2024	1.1
	October 2024	5.7
Purchase of beauty products	November 2024	4.5
	October 2024	3.7

The All Income Households and Bottom 30% also was reported at 3.1% rate.



DECEMBER 2024 INFLATION REPORT

The press conference was moderated by Statistical Specialist II Aphrodite A. Ortiz while the inflation was reported by Senior Statistical Specialist Rommel L. Payawal and was streamed live via facebook and via google meet and was joined by partner agencies.

In the presentation, SrSS Payawal shared the rate at 2.1 inflation and its major contributors.

He enumerated the three (3) primary contributors namely Housing, Water, Gas, Electricity and Other Fuels with 43.6%; Food and Non-Alcoholic Beverages with 34.0%; and Personal Care and Miscellaneous Goods and Services with 7.1% contribution to the overall inflation.



He enumerated the three (3) primary contributors namely Housing, Water, Gas, Electricity and Other Fuels with 43.6%; Food and Non-Alcoholic Beverages with 34.0%; and Personal Care and Miscellaneous Goods and Services with 7.1% contribution to the overall inflation.

The top 5 commodities which contributed in the December inflation were presented namely (1) vegetable tubers, etc., (2) electricity, (3) house rentals, (4) LPG, and (5) other appliances, articles and other products for personal care.

The All Income Households and Bottom 30% also was reported at 2.4% rate.



PHILIPPINE STATISTICS AUTHORITY - NUEVA ECIJA

ANNUAL REPORT 2024


*Information
Dissemination*



NUEVA ECIJA

Nueva Ecija Gazette

Press Release • Special Release • Infographics • Advisories



2024



Public Consultation on Minimum Wage Determination: Regional Tripartite Wages and Productivity Board Wage Review



Various agencies were invited to present during the Public Consultation on Minimum Wage Determination for the province of Nueva Ecija. Regional and provincial representatives from Public Employment Service Office (PESO), Department of Labor and Employment (DOLE), Department of Trade and Industry (DTI), Department of Agriculture (DA), Provincial Local Government Unit of Nueva Ecija (PLGU), and PSA presented the relevant indicators affecting the wages in the region and/or province. Different employees and employers from different agencies (i.e., SM Megacenters, Septage Treatment Corp, Celcor, SL Agritech, Starman Ent. Inc, etc.) were also invited to evaluate their assessment and opinions on the said matter.



Specifically, PSA was tasked to present the Socioeconomic Indicators for wage review. Engr. Rommel L. Payawal, Senior Statistical Specialist and Aphrodite A. Ortiz, Statistical Specialist II attended the said public consultation. SrSS Payawal was the one who presented in behalf of PSA Nueva Ecija. He discussed the economic performance of Central Luzon and Nueva Ecija, Price Statistics, Labor and Employment Statistics, and Poverty Statistics which is essential in the determination of wages.





DWNE TELERADYO QUESTINGS



On 03 January 2024, Senior Statistical Specialist Rommel L. Payawal, Registration Officer I Nina J. Pangilinan and Philsys Focal Person Mark Joseph Briguela attended DWNE Teleradyo interview at Palayan City, Nueva Ecija. The program "Lingkod Bayan" started at 1:20 pm where the hosts of the program Ms. Mel Ciriaco and Mr. Rene Tiongson greeted their viewers and listeners and introduced the guest/ staffs from PSO. As the interview continued, questions regarding matters on Statistics, Civil Registration and Philsys were asked.

Matters on Civil Registration were answered by ROI Pangilinan where the "spaghetti style" or long queue in requesting for PSA documents was given emphasis on the question expressed by Ms. Mel Ciriaco. ROI highlighted that due to the implementation of online appointment system in the CRS Outlet, the long queue has been minimized.

Another concern was brought up regarding the process of correction of entry in the birth certificate, she also asked about how much will it cost in filing a correction of entry and also the correction of gender. ROI Pangilinan answered that the process of connection is in the Local Civil Registrars Office and regarding the fees, it varies per municipality's ordinance. Ms. Mel Ciriaco added asking if the correction of name and correction of gender have different fees and she insisted on asking an estimated amount on how much will a client have to pay for the said corrections. ROI Pangilinan answered that a client will have to pay differently for





February 07, 2024 - Selected PSA staff were invited by DWNE Provincial Radio station of Nueva Ecija on their program Lingkod Bayan anchored by Ms. Mel Ciriaco and Rene Tiongson to promote Civil Registration Month and informed the listeners of the Birth Registration Assistance Project where PSA with MOA with Local Government Units promote the free registration of birth for those unregistered individuals specially in ethnic communities and those that cannot afford the fees that some of LGUs implemented. SA Hilario T. delos Santos and COSW Ezairo Buenaventura discuss current issues and updates on, Community Based Monitoring System and statistical activities currently conducted by the provincial office and updates on Philsys Updates respectively.



On 06 March 2024, Statistical Specialist II Robert J. Concepcion, Administrative Officer Joyce Ann b. Valdez, Registration Officer I Niña J. Pangilinan and Information System Analyst Ezairo Rafaino Buenaventura attended DWNE Teleradyo interview at Palayan City, Nueva Ecija.

“Keeping the Public Informed” PhilSys Information Dissemination DWNE Teleradyo



Information dissemination plays a significant role in our office. This involves the employee and public to update the societal changes and updates in different government sectors and agencies.

On behalf of OIC Supervising Statistical Specialist Girlie G. De Guzman, the Philippine Statistics Authority attended an information dissemination through radio station regarding PSA updates in DWNE Teleradyo, Broadcast Hill, Capitol Compound, Brgy. Singalat, Palayan City, Nueva Ecija.

Ria C. Salvador, Danilo M. Valeda, and PFP Mark Joseph U. Briguela represented the PSA provincial office in the said activity. Ms. Salvador discussed the updates about CRS meanwhile Mr. Briguela and Valeda discussed the updates about the PhilSys and CBMS.





PHILIPPINE STATISTICS AUTHORITY - NUEVA ECIJA

ANNUAL REPORT 2024

Information
Dissemination

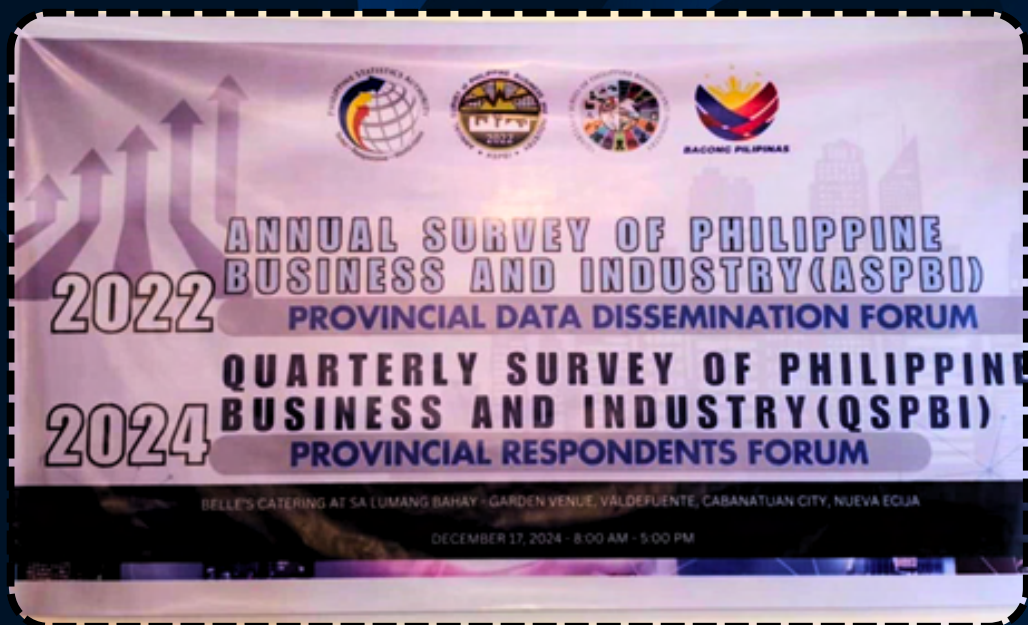
2022 ANNUAL SURVEY PHILIPPINE BUSINESS INDUSTRY DATA DISSEMINATION FORUM AND QUARTERLY SURVEY PHILIPPINE BUSINESS INDUSTRY PROVINCIAL RESPONDENT'S FORUM



ABOUT ASPBI & QSPBI

The Annual Survey of Philippine Business and Industry (ASPBI), one of the designated statistical activities of the Philippine Statistics Authority (PSA), generates essential statistics for economic planning and analysis. It is specifically designed to collect and generate information on the levels, structure, performance, and trends of economic activities of the formal sector of the country's economy.

The Quarterly Survey of Philippine Business and Industry (QSPBI) is a nationwide quarterly survey which aims to provide quarterly data on employment, compensation and revenue/sales for each of the identified leading (key) industry groups (3-digit PSIC code) and selected groups of industries (2/4/5-digit PSIC code) of the amended 1994 Philippine Standard Industrial Classification (PSIC).



An ASPBI and QSPBI data dissemination forum conducted by PSA Nueva ECIJA. The Stakeholder's Forum was participated by different industry samples and private business sectors in Nueva Ecija.



PHILIPPINE STATISTICS AUTHORITY - NUEVA ECIJA

ANNUAL REPORT 2024

*Information
Dissemination*

The 2022 Annual Survey Philippine Business Industry and 2024 Quarterly Survey Philippine Business Industry Provincial, conducted on 20 December 2024, was a significant event for providing key data that support economic planning, policy development, and business strategies. It was held at the Belle's Catering sa Lumang Bahay, Valdefuente, Cabanatuan City, Nueva Ecija. This event presented the survey results on the structure, trends, and levels of economic activities in the country for the year 2022. Also, QSPBI Data's role in figuring out the Philippines' GDP. Attendees included representatives from government agencies, banks, hospitals, electric companies, local business leaders, academic institutions, and other partner agencies.



Participants from government agencies, banks, hospitals, electric companies, local business leaders, academic institutions, and other partner agencies attended the event, encouraging cooperation among important local economy participants



Supervising Statistical Specialist - OIC Ms. Girlie G. De Guzman emphasized the importance of stakeholders and respondents: "The ASPBI and QSPBI served a valuable, important role in getting the complete picture of the economy in Nueva Ecija."

Statistical Specialist II (SS-II) Ms. Jonabel C. Yu presented the 2022 ASPBI and 2024 QSPBI results. In all regions, Central Luzon reach the top 3 regions that perform high percentage shares in Business and industry in terms of number of establishments 29,798 (10.6%) shares, total revenue PhP 2.29 trillion (10.1%) shares, and total expense PhP 2.03 trillion (9.9%) shares. Meanwhile, Ms. Yu also discussed the importance of QSPBI; it served as the primary indicator for the national, regional, and provincial accounts. Stakeholders and partners from the province actively listened to the discussion, which led to no questions asked in the open forum segment.



Statistical Specialist II (SS-II) Ms. Ria C. Salvador expressed her gratitude to the participants, organizers, and especially the partners and stakeholders for consistently responding to the data needed in Business and industry.





CIVIL REGISTRATION INFORMATION DISSEMINATION ACTIVITIES





Batch Request System (BREOS) Orientation/Refresher

The Provincial Statistical Office through the initiative of Chief Statistical Specialist Elizabeth M. Rayo conducted two batches of Batch Request System (BREOS) Orientation/Refresher for BREQS Partners on 25 and 26 of January 2024. The two batches were divided among the four congressional districts of the province with LGUs implementing the system. For the first batch composed of District III and IV; LGU of Bongabon, Cabanatuan, Cabiao, Gabaldon, Gapan, Gen. Tinio, Laur, San Antonio, San Isidro, San Leonardo and SM Cabanatuan.

The Cabanatuan CRS Outlet caters 25 BREQS Partners including Local Government Unit (LGU) of Dingalan, SM Cabanatuan, SM Megacentet atrf22 LGUs in the province of Nueva Ecija. Contributing at least 35 percent of the volume of transaction of the outlet every month.



This undertaking aims to provide them with BREQS updates, as well as better understanding on the process, procedures and guidelines in the implementation of BREQS in their respective city/municipality.



The Quick Reference Guide provides the options a BREQS Partner can choose from;

1. Submit legacy BREQS file only via CRS Website
2. Submit proof of payment via CRS Website (payment for approval of PSA Accounting Division)
3. Submit legacy BREQS file only via CRS Website and then pay at PSA outlet through cash or check
4. Submit legacy BREQS file and pay at PSA outlet through cash or check
5. For BREQS partners with multiple branches submitting single proof of payment



PSA and CRANE MEETING

February 05, 2024 - The PSA Nueva Ecija Provincial Office and Local Civil Registrars conducted the 1st quarter PSA/CRANE meeting. The meeting after the CRM opening ceremony the meeting immediately followed.



Some of the highlights of the meeting were Birth Registration Project Updates and Civil Registration Updates. CSS Elizabeth M. Rayo also discussed some of memorandum circulars to refreshed Local Civil Registrars. She also mentioned upcoming activities of the province in celebration of Civil Registration Month and also encourage the Civil Registrars to invite PSA personnel in the respective activities of their cities/municipalities.

Civil Registration

INFORMATION DISSEMINATION THRU GIVING OF CIVIL REGISTRATION IEC MATERIALS



CRS Associate in Public Assistance and Complaint Desk Napoleon S. Silvino giving Civil Registration IEC Materials to the clients with inquiries regarding correction of entries on their civil registry documents

As part of the Civil Registration Month celebrated last February 2024, PSA Nueva Ecija conducted an information dissemination thru giving of Civil Registration IEC Materials. They continued the activity for the month of March since it aims to give awareness and information regarding Civil Registration to the clients.

The activity was conducted in PSA Nueva Ecija Serbilis Outlet. The receiver of the IEC Materials were the clients in PACD/Information Desk specifically the clients who were inquiring regarding the process of RA9048, RA10172, RA9255, legitimation, adoption and annulment of marriage. CRS Associate in PACD/Information desk Napoleon S. Silvino was the one to distribute the IEC Materials to the clients. The total number of clients who received the IEC Materials were 40.

PSA Nueva Ecija will continually conduct this activity so that the clients will be fully aware of the processes to correct and update the errors/problems in their civil registry documents.

*Information
Dissemination*

Civil Registration laws and memoranda



Philippine Statistics Authority-Nueva Ecija conducted Information Dissemination on Civil Registration laws and memoranda to Solemnizing Officers of Association of Ministers of Nueva Ecija (AMNE) and other members of the church, last **April 24, 2024**. It was held at God is Alive Church, Central Terminal, Cabanatuan City.

The discussions on Civil Registration Laws done by Statistical Analyst Hilario T. delos Santos; Marriage Laws, by Registration Officer and Outlet Supervisor Ria C. Salvador and AO 1 series of 2021 by Registration Officer I Gemalyn L. Fernandez.



On May 24, 2024, another information dissemination was conducted at God is IEMELIF Church, Brgy. Barrera, Cabanatuan City. PSA reiterated that the Civil Registration Information Dissemination not only targets to inform and educate the listeners but it is also an avenue for PSA personnel to be more efficient and credible lecturers, for future engagements.

CRVS DECADE Lecture Series: Administrative Order No. 1 Series 2021




Former President Benigno Aquino III designated the years between 2015 and 2024 as the "Decade for Civil Registration and Vital Statistics" in the Philippines. He called upon all pertinent national government entities to enhance and enhance their efforts in civil registration and vital statistics. This endeavor also includes the involvement of the private sector, development organizations, and the broader public, promoting active engagement and endorsement of all initiatives associated with "Get every Pinoy and Pinay in the Picture."

In line with the month-long celebration of the 2024 CRVS Decade, the Philippine Statistics Authority (PSA)-Nueva Ecija conducted a series of Lecture on Civil Registration Laws. On 12 August 2024, the topic of the lecture was about Administrative Order No. 1 s. 2021. A total of 23 participants were in attendance.

Statistical Analyst Gemalyn L. Fernandez discussed the mandates of Administrative

Order No.1 s. of 2021. She also covered the Conduct of Field Visit and Preparation of Report. The Ground for Cancellation of Certificate Registration of Authority to Solemnize Marriage were also tackled. Statistical Specialist II Ria C. Salvador expounds explanation on some areas of discussion. The concerns and questions of the participants were addressed during the open forum.



Lecture Series: Basic Concepts and Procedures on Civil Registration and Civil Registration Laws



The month of August was celebrated as Civil Registration and Vital Statistics (CRVS) Month, in line with this, PSA-Nueva Ecija conducted various activities to promote and create awareness regarding Civil Registration and Vital Statistics. The activities during CRVS month were lecture series, quiz bee and information dissemination.

On 23 August 2024, a lecture series regarding Basic Concepts and Procedures on Civil Registration and Civil Registration Laws was conducted. Registration Officer I Niña J. Pangilinan was the speaker for the said undertaking and the participants were the PSA Nueva Ecija employees and COSWs.



During the lecture, Registration Officer I Niña J. Pangilinan discussed about Civil Registration, Vital Event, Civil Register, Civil Registry Books, Registrable Documents, Civil Registration Procedures, Reglementaty Period for Registration, Requirements for Civil Registration and Civil Registration Laws such as Act 3753, RA 9048, RA 10172, RA 9255 and RA9858. After the discussion, the participants raised their questions regarding the topics that were being discussed.

The lecture series aims to provide information regarding Civil Registration Processes and Civil Registration Laws to the participants of the undertaking.

*Information
Dissemination*

Online CRVS Quiz



After all the lecture series regarding Civil Registration have been conducted, PSA-Nueva Ecija conducted an online CRVS Quiz on 27 August 2024 participated by the PSA Nueva Ecija employees, COSWs and Unisys Associates.

Quiz.com was the platform that was used during the said undertaking and was joined by 20 participants. After the Quiz, the top three winners were Field Officer Personnel Joyce Ann C. Bacolores; COSW Marites D. Tariga; and SvSS/OIC Girlie G. De Guzman

The activity has shown the competitiveness of the PSA Nueva Ecija Employees and knowledge regarding civil registration.

PSA-CRANE CONFERENCE

The PSA Nueva Ecija and the C/MCR of Nueva Ecija conducted the PSA-CRANE Conference on 06 September 2024 at 9:00 am at Belle's Catering sa Lumang Bahay, Cabanatuan City, Nueva Ecija. Statistical Specialist II Ria C. Salvador discussed Civil Registration 2024 Memorandum Circulars, index correction issues, and new guidelines in Electronic Endorsements. C/MCRs were advised to report errors and provide supporting documents. Ria C. Salvador also addressed concerns about signatory clarity and document format. Supervising Statistical Specialist discussed Statistical Activities updates and requested assistance from the C/MCR. Registration Officer Niña J. Pangilinan presented CRS Outlet Operation status, processed documents, CRASM Application received, and BRAP status.



PSA-CRANE CONFERENCE

On November 08 2024, the PSA Nueva Ecija and the C/MCR of Nueva Ecija conducted another PSA-CRANE Conference. at PSA Training Room, 3rd Flr. Harrison Bldg., Cabanatuan City, Nueva Ecija. The said undertaking was attended by Statistical Specialist II Ria C. Salvador, Registration Officer I Niña J. Pangilinan and Birth Registration Coordinator Victorino R. Quijano, Jr.



The first part of the discussion was the Civil Registration Updates discussed by Registration Officer I Niña J. Pangilinan. She provided a brief presentation on the following: Electronic Endorsement Feedback, BREQS MOA, BRAP MOA, Liaison Officers and lastly the CRS Updates. The next discussion was about the PSA Statistical Activities discussed by Statistical Specialist II Ria C. Salvador. It was followed by LCR Concerns initiated by City Civil Registrar and CRANE President Ms. Loribelle C. De Guzman. Other matters were also discussed wherein the concerns of the C/MCR have been answered.

Nueva Ecija Inter-Agency Committee on Civil Registration and Vital Statistics (NE-IAC-CRVS) 4th Quarter Meeting



On December 17, 2024 the NE-IAC-CRVS 2024 4th Quarter Meeting was successfully led by the Supervising Statistical Specialist/Officer-in-charge, (SvSS/OIC) Girlie G. De Guzman, alongside with Statistical Specialist II (SS II) Ria C. Salvador, Registration Officer II (RO II) Niña J. Pangilinan, Registration Officer I (RO I) Ronavel DP. Aquino and Administrative Officer I (AO I) Joyce Ann Valdez. The meeting aimed to provide updates and discuss matters related to the civil registration with the members and representatives of NE-AIC-CVRS Committee.

To start the meeting proper, SS II Ria C. Salvador, acknowledged the presence of the members and representatives of the NE-IAC-CRVS Committee. SvSS/OIC Girlie G. De Guzman official called the meeting and introduced herself as the Officer-in-Charge in lieu of the retirement of CSS Elizabeth M. Rayo. Members were informed that the copies of the minutes from the previous meeting have been distributed for review, with a request for comments suggestions or objections to be submitted within 5 calendar days.

RO II Niña J. Pangilinan provided a detailed discussion on Civil Registration Services and Birth Registration Assistance Project (BRAP). Afterwards, SS II Salvador provided a brief background on Memorandum Circulars: 2024-21, 2024-05 and 2024-17A, and topic about the Memorandum Circulars: MC No. 2024-19 and 2020-12A. A simultaneous question and answer were followed, where PSA representatives addressed inquiries and clarified matters raised by the attendees.



Civil Registration Seminar Series



The Seminar on Civil Registration Laws, Marriage Laws, and Administrative Order No. 1 s. 2021 were conducted by the Philippine Statistics Authority (PSA) in collaboration with the United Pentecostal Church Philippines, Inc. – Central Luzon District (CLD) – Section 1 on December 16, 2024, at the United Pentecostal Church in San Leonardo, Nueva Ecija.

The seminar was led by the PSA, represented by Supervising Statistical Specialist and Officer-in-Charge, Girlie G. De Guzman, alongside Statistical Specialist II (SS II) Ria C. Salvador, SS II Hilario T. Delos Santos, SS II Editha U. Briguela, Assistant Statistician Danilo M. Valeda, Statistical Analyst Gemalyn L. Fernandez, and Registration Officer 1 (RO1) Ronavel DP. Aquino. SS II Hilario T. Delos Santos served as the first speaker of the day. The seminar was attended by 30 participants.

Distribution of IEC Materials



Registration Officer I Niña J. Pangilinan distributed IEC materials containing information about civil registration. Among the materials distributed were; Kaalaman Tungkol sa Civil Registration, Ano Ang Dapat Mong Malaman Tungkol sa Republic ACT 9048, What to know about RA 9255 and Mga dapat malaman sa pagtatama ng maling kasarian, araw o buwan ng kapanganakan ayon sa RA 10172.



PROVINCIAL

PRODUCT

ACCOUNTS



ABOUT PPA



Source: Provincial Product Accounts, Philippine Statistics Authority



Usec. Claire Dennis S. Mapa, PhD
National Statistician and Civil Registrar General
Philippine Statistics Authority

“
The PSA is committed in improving the dearth for local-level statistics through the PPA for better planning and decisions. The PPA is targeted to be institutionalized in the 17 regions in the country by 2025.
”



Year 2021 is the start of the compilation activities for the Provincial Product Accounts (PPA).

It is considered the appropriate year to start PPA activities due to the following major factors in terms of generating PPA benchmark estimates:

- Released in 2020, data series of the overall revised and rebased to 2018 prices of the national accounts, regional accounts, and agricultural accounts;
- Availability of:
 - 2018 Census of Philippine Business and Industry (CPBI)
 - 2018 Updated List of Establishments
 - 2018 Family Income and Expenditure Survey (FIES)
 - 2020 Census of Population and Housing (CPH)
 - Rebasing of Price indices to 2018

The compilation of PPA has been implemented in all regions in the Philippines as of 2024. In 2025, the PPA is programmed to be institutionalized in all regions, which ensures annual compilation of PPA for all provinces and HUCs in the country.





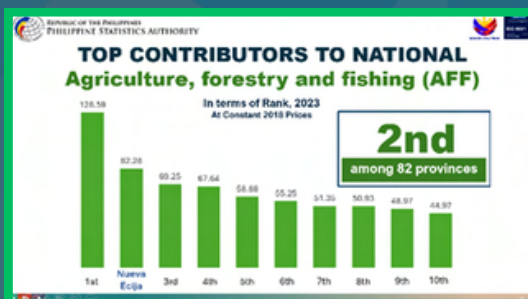
PPA: STATISTICS PARA SA EKONOMIYA!

In the second year of compiling the Provincial Product Accounts (PPA) of Nueva Ecija, the Provincial Statistical Office held a dissemination forum to share and publicly release the results of the gathered economic data for the province. The dissemination forum was held at Hotel Consuelo, Santa Rosa, on November 12, 2024.

PSO Officer-in-Charge, Supervising Statistical Specialist Girlie G. De Guzman, presented the economic growth of Nueva Ecija, which recorded a 5.5 percent increase compared to the 5.9 percent growth from the previous year's compilation. According to the results, Nueva Ecija's Gross Domestic Product (GDP) for 2023 was recorded at PhP 314.52 billion.



Office of the Provincial Agriculturist ACC II Evelyn C. Santos and Bureau of Fisheries and Aquatic Resources Senior Aquaculturist II during the open forum on the Provincial Product Accounts Dissemination Forum of Nueva Ecija at Hotel Consuelo, Santa Rosa Nueva Ecija on 25 November 2024.



Based on Region 3's economy, Nueva Ecija ranked third among the provinces contributing the most to the region's total GDP. Meanwhile, it ranked ninth among the provinces with the largest GDP in the entire country. It also ranked 2nd contributing to Agriculture, forestry, and Fishing (AFF).



OIC-SvSS Girlie G. De Guzman during the presentation of Highlights of 2023 Economic Performance of Nueva Ecija at Hotel Consuelo, Santa Rosa Nueva Ecija on 12 November 2024.



RD Arlene M. Divino, OIC-SvSS Girlie G De Guzman, SrSS Joynabel S. Paraguison and SSII Mary Grace M. Nunez during the open forum on the Provincial Product Accounts Dissemination Forum of Nueva Ecija at Hotel Consuelo, Santa Rosa Nueva Ecija on 25 November 2024.



PHILIPPINE STATISTICS AUTHORITY - NUEVA ECIJA

ANNUAL REPORT 2024

*Information
Dissemination*

MEETINGS



PROVINCIAL STATISTICS COMMITTEE MEETING & CBMS Coordinating Board Convening Meeting

JANUARY 2024



PSO took the opportunity of making the conduct of CBMS the highlight of the January PSC Meeting on January 5, 2024. The online meeting via google meet was attended by the PSC Members from DepEd, DILG, PNP, DTI and different offices of the province such as the Budget, Engineering, Treasurer, Public Employment, Cooperative and Entrepreneurship and Development, and the Planning and Development headed by Engr. Dennis C. Agtay who is also the Chairperson of the committee.



CSS Rayo (Vice Chairperson), SvSS De Guzman (Head Secretariat), SSII Yu (PSAI Representative), SA Montemayor and SA CoSW Bergado (Secretariats) represented the PSO. SrSS Payawal, as the resource person and focal person of CBMS, discussed the objectives, scope and coverage, legal bases, responsibilities of CCB, and the assistance they can provide. The timetable in the accomplishment of 2024 CBMS was also presented. Data is expected to be turned over to municipalities by December 2024 up to the last week of January 2025.

This meeting also was considered as the provincial CCB convening, for it was followed by a sub-provincial meeting among municipalities.

CCB CONVENING IN MUNICIPALITIES





PSO Presented in Municipal/City Agriculturist Monthly Meeting



The Municipal/City Agriculturist Monthly Meeting conducted on August 28, 2024, was a significant event for the agricultural sector in Nueva Ecija. It was held at the DA-Regional Crop Protection Center in the PhilRice Compound, the meeting provided a valuable opportunity for various agencies to come together and discuss key issues. Attendees included representatives from the Department of Agriculture (DA), Philippine Statistics Authority (PSA), Agricultural Credit Policy Council (ACPC), National Irrigation Administration (NIA), National Food Authority (NFA), Philippine Crop Insurance Corp. (PCIC), and the Municipal/City Agriculturist Officers of Nueva Ecija. The focus was on enhancing productivity and improving coordination among these different agencies to address sector challenges effectively.

The first presenter was from the Agricultural Credit Policy Council (ACPC), who introduced the Department of Agriculture's upcoming Agri-PUHUNAN at Patawid Program. This initiative allows farmers to borrow up to PHP 60,000 per hectare per cropping season at a 2% annual interest rate. The program aims to enable farmers to concentrate on their agricultural activities and maximize production. During the presentation, several Municipal/City Agriculturist Officers from the province actively raised their concerns and engaged in the discussion.



Yield Per Hectare	
YEAR	As of JULY 2024
2024	6.71
2023	6.67
0.60%	

NIA Administrative Services Chief Grace L. Badilla provided an update on the water situation at the Pantabangan Reservoir. She highlighted the current lack of water supply, which has necessitated a limitation on water releases for this season in order to conserve reserves for the upcoming dry season. Senior Statistical Specialist Rommel L. Payawal from PSA-Nueva Ecija presented the validated report on the production of palay of 2nd Quarter. SrSS Payawal reported that, despite the ongoing water supply shortages, there was an increase in palay production by 1.65% and an improvement in yield by 0.60% compared to last year. This positive outcome can be attributed to the Department of Agriculture's (DA) interventions, particularly their efforts in providing improved seeds and fertilizers. These measures have evidently played a crucial role in boosting productivity and yield.



NE-MSMEDC 33rd Quarter Meeting and Assessment



On September 20, 2024, at Eusebio Hall, Philippine Carabao Center, Science City of Muñoz, DTI Nueva Ecija Provincial Director and council secretariat Richard V. Simangan invited PSO Nueva Ecija as the Nueva Ecija-Micro, Small and Medium Enterprise Development Council grows in size. The NE-MSMEDC, established under Republic Act No. 9501, aims to promote the growth and development of micro, small, and medium-sized businesses nationwide, primarily within the province.

The meeting was presided by the council Chairperson Reynato C. Arimbuyutan and moderated by Industry Specialist Marilou A. Santos, on behalf of PD Simangan.

On the meeting, representatives and specialists from DAR, DOLE, DOST, NEUST, OPA, PCC, DILG, TESDA, DSWD and ASKI, who are also partner agencies of PSA presented their accomplishments.



PSO Nueva Ecija, a recently invited member of the council, presented its services, statistical operations, and updates on business and industry statistics to OIC Girlie G. De Guzman through Statistical Analyst Shara Mae Bergado and Bookkeeper Jing Carla P. Silido.

Chairperson Arimbuyutan adjourned the meeting, thanking everyone for attending and for the PSA's presentation, particularly the monthly Consumer Price Index and Inflation Report, which can be used by policymakers to plan business development programs based on pricing, the state of the economy, and the top industries.



Municipal/City Agriculturist Monthly Meeting DA-Regional Crop Protection Center, PhilRice Compound, Brgy. Maligaya, Science City of Munoz, Nueva Ecija

The Municipal/City Agriculturist Monthly Meeting conducted on August 28, 2024, was a significant event for the agricultural sector in Nueva Ecija. It was held at the DA-Regional Crop Protection Center in the PhilRice Compound, the meeting provided a valuable opportunity for various agencies to come together and discuss key issues. Attendees included representatives from the Department of Agriculture (DA), Philippine Statistics Authority (PSA), Agricultural Credit Policy Council (ACPC), National Irrigation Administration (NIA), National Food Authority (NFA), Philippine Crop Insurance Corp. (PCIC), and the Municipal/City Agriculturist Officers of Nueva Ecija. The focus was on enhancing productivity and improving coordination among these different agencies to address sector challenges effectively.



The program started at 8:30 AM with an opening prayer, followed by the singing of the national anthem and a roll call of attendees led by Agricultural Program Coordinating Officer (APCO) Ms. Analou S. Morelos. Acting Provincial Agriculturist Dr. Jovita B. Agliam delivered the opening remarks, acknowledging and expressing gratitude to all participants for their ongoing dedication and hard work on behalf of the farmers. The first presenter was from the Agricultural Credit Policy Council (ACPC), who introduced the Department of Agriculture's upcoming Agri-PUHUNAN at Patawid Program. This initiative allows farmers to borrow up to PHP 60,000 per hectare per cropping season at a 2% annual interest rate. The program aims to enable farmers to concentrate on their agricultural activities and maximize production. During the presentation, several Municipal/City Agriculturist Officers from the province actively raised their concerns and engaged in the discussion.



Municipal/City Agriculturist Monthly Meeting DA-Regional Crop Protection Center, PhilRice Compound, Brgy. Maligaya, Science City of Munoz, Nueva Ecija

Continuing with the program, NIA Administrative Services Chief Grace L. Badilla provided an update on the water situation at the Pantabangan Reservoir. She highlighted the current lack of water supply, which has necessitated a limitation on water releases for this season in order to conserve reserves for the upcoming dry season. Senior Statistical Specialist Rommel L. Payawal from PSA-Nueva Ecija presented the validated report on the production of palay of 2nd Quarter. SrSS Payawal reported that, despite the ongoing water supply shortages, there was an increase in palay production by 1.65% and an improvement in yield by 0.60% compared to last year. This positive outcome can be attributed to the Department of Agriculture's (DA) interventions, particularly their efforts in providing improved seeds and fertilizers. These measures have evidently played a crucial role in boosting productivity and yield.



The meeting ended successfully, providing significant assistance to the participants and enabling them to offer improved support and quality service to farmers in Nueva Ecija. This collaborative effort is expected to contribute positively to the region's agricultural growth and resilience.



Municipal/City Agriculturist Monthly Meeting DA-Regional Crop Protection Center, PhilRice Compound, Brgy. Maligaya, Science City of Munoz, Nueva Ecija

PRESENTATION (Nueva Ecija Palay Production as of July 2024)

 Republic of the Philippines
Philippine Statistics Authority 

NUEVA ECIJA PALAY PRODUCTION REPORT AS OF JULY 2024

ROMMEL L. PAYAWAL
Senior Statistical Specialist

Palay Production in MT >>>	
YEAR	AS of July 2024
2024	757,592.62
2023	746,756.60
1.45%	

Area Harvested (Ha) >>>	
YEAR	As of July 2024
2024	112,857.75
2023	111,858
0.89%	

Yield Per Hectare >>>	
YEAR	As of JULY 2024
2024	6.71
2023	6.67
0.60%	




Municipal/City Agriculturist Monthly Meeting MBA's Resort, San Agustin Carranglan, Nueva Ecija



The Municipal/City Agriculturist Monthly Meeting conducted on 29 October 2024, was a significant event for the agricultural sector in Nueva Ecija. It was held at the MBA's Resort, San Agustin Carranglan, Nueva Ecija, the meeting provided a valuable opportunity for various agencies to come together and discuss key issues. Attendees included representatives from the Office of the Provincial Agriculturist (OPA), Philippine Statistics Authority (PSA), Provincial Veterinary Office (PVET), National Irrigation Administration (NIA), National Food Authority (NFA), Philippine Crop Insurance Corp. (PCIC), and the Municipal/City Agriculturist Officers (MAO's) of Nueva Ecija. The focus was on enhancing productivity and improving coordination among these different agencies to address sector challenges effectively.

Provincial Agriculturist Officer-In-Charge Dr. Jovita B. Agliam delivered the opening remarks, acknowledging and expressing gratitude to all participants for their ongoing dedication and hard work on behalf of the agriculturist/farmers. The first presenter was from the Provincial Veterinary Office (PVET) Dr. Jennilyn Averilla, who introduced the guidelines on ASF Vaccination. During the presentation, several Municipal/City Agriculturist Officers from the province actively raised their concerns and engaged in the discussion.





Municipal/City Agriculturist Monthly Meeting MBA's Resort, San Agustin Carranglan, Nueva Ecija



NIA-UPRIIS Administrative Services Staff Irene P. Estacio provided an update on the water situation at the Pantabangan Reservoir and outlined their Dry Season Plan for the upcoming cropping period. Meanwhile, NFA Officer-In-Charge ABM Anie L. Lucero presented the currently approved buying prices for palay under the price range scheme: P 23.00 per kilogram for dry palay and P 18.00 per kilogram for wet palay, which the agency is offering to farmers.



Senior Statistical Specialist Rommel L. Payawal from PSA-Nueva Ecija presented the validated report for the first semester. He noted a decrease in production of 3.08% compared to last year, attributed to water supply issues and pest and disease outbreaks that led some farmers to skip the cropping season. However, despite this decline, the yield for the first semester showed a positive outcome, with a 1.71% increase compared to last year. This improvement can be credited to the Department of Agriculture's (DA) interventions, particularly their initiatives in providing improved seeds and fertilizers, which have significantly contributed to enhancing productivity and yield.


Additionally, SrSS Payawal delivered a short talk on the ongoing celebration of the 35th National Statistics Month (NSM), themed "Advancing Data and Statistics Through Digital Transformation: A Road to an Empowered Nation." This theme focuses on modernizing the country's statistical system through the use of digital tools and platforms, with the goal of improving the accuracy, timeliness, and accessibility of statistics.



2023 CBMS Household Data Review for LGU Pantabangan, Nueva Ecija

2023 Community-Based Monitoring System Data Review in Pantabangan, Nueva Ecija was conducted last November 21st at the Function Hall of LGU Pantabangan. Senior Statistical Specialist Rommel L. Payawal from PSO Nueva Ecija, and Supervising Statistical Specialist Jennielyn Mariano from RSSO III discussed the generated results from 2023 CBMS. They were accompanied and supported by Statistical Specialist II Hilario T. Delos Santos, Statistical Specialist II Aphrodite A. Ortiz, and Area Supervisor Beverly P. Garcia. AS Garcia was involved in the actual data collection in 2023.

There were a total of 185 tables reviewed which includes demographic characteristics, migration, education and literacy, community and political participation, economic characteristics, entrepreneurial and household sustenance activities, agricultural and fisheries activities, family income, food consumption expenditure, food security, financial inclusion, health, climate change and disaster risk management, e-commerce and digital economy, crime victimization, social protection programs, water sanitation and hygiene, and housing characteristics.



*2023 CBMS Data Review at
Pantabangan, Nueva Ecija*



PHILIPPINE STATISTICS AUTHORITY - NUEVA ECIJA

ANNUAL REPORT 2024

Civil Registration Month

34TH CIVIL REGISTRATION MONTH

"CRVS: The Future of Seamless Services"





ABOUT CIVIL REGISTRATION MONTH

The Civil Registration Month is celebrated in February of every year pursuant to Proclamation 682 signed by then President Corazon C. Aquino and issued on 28 January 1991. The observance of this annual celebration aims to remind the citizenry of their duty to register acts and events concerning status of persons, enhance nationwide awareness and appreciation of the legal, administrative and statistical values of civil registry documents



In line with the celebration of the 34th Civil Registration Month this February 2024, the Philippine Statistics Authority (PSA) continuously advocates and supports the improvement of the country's Civil Registration and Vital Statistics. This year's theme is "CRVS: The Future of Seamless Services"

All Civil Registry Offices, Regional Statistical Services Offices (RSSOs), and Provincial Statistics (PSOs) are enjoined to organize and conduct activities for the month-long celebration such as but not limited to: display of streamers; mobile registration; conduct of charitable activity; free issuance of certification and other relevant activities such as conduct of mass wedding, motorcade, symposium, information/ education campaign, civil registration quiz, slogan contest, essay writing contest and poster making contest.

PSA-Nueva Ecija's celebration were highlighted by various activities from hanging of streamers, coordination with local civil registry offices for CRM motorcade, mobile registrations, kasalang bayan, information dissemination, lecture series, on-the-zoom essay writing contest, poster making contest, infographic making contest and quiz bees, participation to RSSO III's activities etc.



CRM ACTIVITIES

HANGING OF STREAMER



3rd Floor of Harrison Bldg. Dicarma, Maharlika Highway, Cabanatuan City

February 01, 2024 - The provincial office prepared and displayed streamers in celebration of the Civil Registration Month 2024. The streamers were displayed for the whole month of February.

SA Hilario T. delos Santos and SA Jan Nikko Montemayor were in-charge on the posting/displaying of the tarpaulin in the Provincial Office and in the PSA CRS Serbilis Cabanatuan Outlet.

In celebration of Civil Registration month Local Civil Registry Offices were enjoined to hang CRM streamer/tarpaulin in conspicuous place in their respective city/municipal halls and offices.



City Hall of Gabaldon



Municipal Hall of Gen. Natividad



Palayan City Hall



Municipal Hall of Jaen



CRM ACTIVITIES

HANGING OF STREAMER



City Hall of Gapan City



City Hall of Cabanatuan City



Municipal Hall of San Isidro



LCRO of Laur



Municipal Hall of Cabiao



City Hall of Science City of Munoz



Municipal Hall of Llanera



Municipal Hall of General Tinio



CRM ACTIVITIES

MOTORCADE



On February 05, 2024 the provincial office in coordination with LCRO Cabanatuan City will pass through barangays in the city proper. The PSA personnel started in the provincial office room around the nearby barangay in the city. The motorcade was limited to Cabanatuan City to paved way for the opening program right after the motorcade.



PSA Nueva Ecija team at the provincial statistical office before the start of the motorcade

OPENING CEREMONY

In line with the celebration of 34th Civil Registration Month with the theme “CRVS: The Future of Seamless Services.” The Philippine Statistics Authority (PSA)-Nueva Ecija presented an Update on Civil Registration and awarded the Local Civil Registry Office on Early Submission of Civil Registry Documents held on 05 February 2024 held at PSA Training Room, 3RD FL Harrison Bldg., Cabanatuan City, Nueva Ecija.

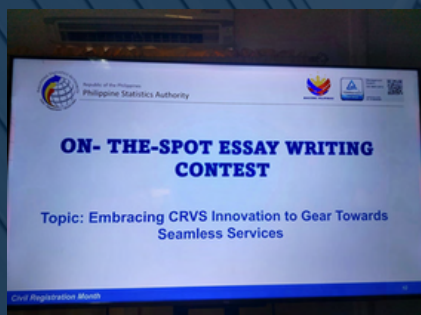


Registration Officer I Niña J. Pangilinan proceeded to present the Updates on Civil Registration. The first one to update was the Civil Registration System where 338, 086 transaction received and 8,093 Electronic Endorsement were processed in the outlet for the year 2023. The update on Decentralized Vital Statistics System (DVSS): a total of 73, 441 Civil Registry Documents received and encoded at the Provincial Office. A total of 217 received applications for the Certificate of Registration of Authority to Solemnize Marriage (CRASM) for 2023. The update PhilSys Birth Registration Assistance Project (PBRAP) were also presented with a total of 554 issued SECPA.



CRM ACTIVITIES

On-the-spot Essay Writing Contest



A total of 21 participants, a combination of regular and Contract of Services Workers.

February 12, 2024 - The participants were given an hour to write their contest piece. The topic was given on the spot. The essay must be related to “Embracing CRVS Innovation to Gear Towards Seamless Services”.

Administrative Officer I Joyce Ann Valdez emerged victorious on the On-the-Spot Essay Writing Contest. She also represented the province in the regional On-the-Zoom Essay Writing Contest. Statistical Analyst Hilario T. Delos Santos and COSW Shara Mae Bergado bagged the 2nd and 3rd place respectively.

Photography Contest

February 23, 2024 - Regional Statistical Services Office 03 conducted its 34th Civil Registration Month Creative Photography Contest to which PSA Nueva Ecija participated, the assigned team went to CRS Outlet-Cabanatuan on 22 February 2024 and brainstormed for ideas that will reflect the concept to be executed and to be the official entry for the regional contest.



A student using newly-issued birth certificate as proof of identity to register in National ID and other clients utilizing self-service kiosk and availing online appointment assistance at CRS Cabanatuan

Entries will be published and posted in the official Facebook account of PSA RSSO 03 on 27 to 28 February 2024 and top 3 winners will be announced during the closing ceremony of the Civil Registration Month.



CRM ACTIVITIES

Poster Making Contest

February 15, 2024 - Provincial Office headed by CSS Elizabeth M. Rayo, held its 5th Essay Writing contest with CRM theme, CRVS: The Future of seamless Services. Seven contestants represented their school in the contest, CSS Elizabeth M. Rayo delivered an opening message with emphasis of the importance of civil registration. SvSS Girlie G. de Guzman, SS II Rommel L. Payawal and Engr. Elizabeth M. Rayo (chairman of the board) served as the board of judges. SvSS Girlie G. de Guzman impart the closing message.



A total of seven (7) participants from different Senior high School Department in Nueva Ecja. The participants were given three (3) hours to draw their contest piece. The Poster must be related to Civil Registration Month theme.


The representative from Nueva Ecija University of Science and Technology, Jan Nikzel I. Tamayo declared as the 1st Place and his Poster will be the official entry of the province at the Regional Level. Zachary D. Pastor of Eastern Cabu National High School got the 2nd Place and Stephen Cyrus Dela Curz of San Josef National High School was Third Place. Winners and Non winners received Certificates during the awarding.

The winning poster will be the entry of the province in the regional poster making contest.



CRM ACTIVITIES

Infographics Making Contest



February 26, 2024 - The provincial office held its third ever infographic making contest for all PSA employees of the province, the infographic should be related to the CRM theme and data source was provided. There were 14 coming from administrative, statistical and civil registration. They were allotted a week's preparation for their final piece. Of the fourteen entries, the entry of RO I Niña J. Pangilinan got the highest ranked while SA Editha U. Briguela ranked second and AO 1 Joyce Ann B. Valdez ranked third. The top-ranking infographic will have a certificate from the office. CSS Elizabeth M. Rayo as the chairman of the board of judges while SS II Robert J. Concepcion and Mr. Jan Nikko Montemayor were the members of the board.

Civil Registration Quiz Bee

February 26, 2024 - One of the activities undertaken by the provincial office in this year's celebration of civil registration is the conduct of Civil Registration Quiz for PSA employees. This aim to promote camaraderie and a means to gauge their knowledge in civil registration.



The provincial office conducts the quiz bee for provincial staff, the quiz was composed of 3 rounds; easy, average and difficult. The personnel were group into two, there were seven group who accepted the challenge. SA Hilario T. delos Santos and Keren Angelie Tedoco got the highest number of correct answers and was announced the Champion while the group of Svss Girlie G. de Guzman and Philsys focal MJ U. Briguela placed 2nd and the group of SA Aileen Ramos and COSW Judy R. del Rosario placed 3rd in the quiz bee. RO II Ria C. Salvador served as the quizmaster.



CRM ACTIVITIES

MOBILE REGISTRATION

The child shall be registered immediately after birth and shall have a right to a name, the right to acquire a nationality and, as far as possible, the right to know and be cared for by his or her parents” (Article 7(1) of the Convention on the Rights of the Child.

Municipality	Date of mobile registration	Total registered
Talavera	February 15, 2024	6
Peñaranda	February 23, 2024	22

KASALANG BAYAN

The declining number of marriages registered continuously until 2020, the lowest recorded number marriage registered since 1970. The rising number of illegitimate children in the country made the conduct of mass weddings organized and sponsored by the Local Government very significant in the creation of family life and the legal status of children. Also in the year 2020, the month of February got the highest number of registered marriages.

LGU - San Isidro (February 14, 2024)



CSS Elizabeth M. Rayo served as guest speaker for kasalang Bayan in San Isidro where she mentioned the sanctity of marriage and the legality of it as solemnized by the Municipal Mayor.



CRM ACTIVITIES

KASALANG BAYAN

LGU - Aliaga (February 15, 2024)



CSS Elizabeth M. Rayo served as guest speaker for kasalang Bayan in Aliaga where she mentioned the sanctity of marriage and legal effect of it to the status of their children.

LGU - Zaragoza (February 20, 2024)



RO II Ria C. Salvador served as guest speaker on behalf of CSS Rayo for kasalang Bayan in Zaragoza where she emphasize the importance of marriage and the authority of an incumbent marriage to solemnize marriage.

On February 28, 2024 CSS Elizabwth M. Rayo delivered an inspirational message to the Kasalang Bayan held at General Tinio Nueva Ecija. The undertaking was spearheaded by Municipal Civil Registrar Josephine P. Manuel supported by their Municipal Mayor Isidro I. Pajarillaga and Sangguniang Members.





CRM ACTIVITIES

KASALANG BAYAN

LGU - Aliaga (February 15, 2024)



CSS Elizabeth M. Rayo served as guest speaker for kasalang Bayan in Aliaga where she mentioned the sanctity of marriage and legal effect of it to the status of their children.

LGU - Zaragoza (February 20, 2024)



RO II Ria C. Salvador served as guest speaker on behalf of CSS Rayo for kasalang Bayan in Zaragoza where she emphasize the importance of marriage and the authority of an incumbent marriage to solemnize marriage.

On February 28, 2024 CSS Elizabwth M. Rayo delivered an inspirational message to the Kasalang Bayan held at General Tinio Nueva Ecija. The undertaking was spearheaded by Municipal Civil Registrar Josephine P. Manuel supported by their Municipal Mayor Isidro I. Pajarillaga and Sangguniang Members.





Participation to RSSO CRM Activities

On –the-Zoom Essay Writing Contest

The regional office conducted an on-the zoom essay writing contest on 21 February 2024. Each province had their representative to participate in the contest. AO I Joyce Ann B. Valdez was the provincial winner in the on-the-spot essay-writing contest conducted by the province on 12 February 2024.

The topic “As an employee of PSA, what do you think were the major accomplishments of the agency that contribute to its aspiration of achieving seamless services in terms of Civil Registration? also, how can you contribute in this mission?”.



Contestant for PSA Bataan was placed 1st while Ms. Joyce Ann B. Valdez awarded as the 3rd placed.



Poster Making Contest

The winning piece from the provincial poster making contest from Jan Nikzel I. Tamayo of Nueva Ecija University of Science and Technology represented the province to the regional poster making contest which the poster from the province of Aurora won in this year competition.

Regional Quiz Bee

A regional quiz bee was held on February 29, 2024. The quiz bee inspired by the National Quiz Bee for CRASD Chiefs and Local Civil Registrars. For the quizbee, regional version Chief Statistical Specialists and Registration Officer IIs will be competing to represent their provinces.





CRM Closing Ceremony @ PSA Nueva Ecija

Awarding of Winners for Civil Registration Quiz and Contests

To formally close the long -month celebration of the provincial office, the PSA personnel headed by CSS Elizabeth M. Rayo delivered a short and meaningful message extending her appreciation to all the staff, who participated in the various activities undertaken the province.

The announcement of winners in Infographics making, quizbee for PSA employees, , essay writing contest and poster making contest. Announcement of regional winners were also specially mentioned like in the on-the-spot essay writing contest. our entry got the 3rd placed and a certificate and token were awarded to Ms. Joyce ann C. Valdez and in the quizbee participated by CSS Elizabeth M. Rayo and RO II Ria C. Salvador was announced as the champion in the closing ceremony of the regional office on February 29, 2024.

An acknowledgement of all employees who served as speakers in CRM undertakings were also presented and given recognition for their effort in imparting knowledge about civil registration.

Winners were awarded with Certificate of Recognition, Tokens, Cash Prizes sponsored by CSS Elizabeth M. Rayo and PSA employees.



PHILIPPINE STATISTICS AUTHORITY - NUEVA ECIJA

ANNUAL REPORT 2024


National Statistics Month

35TH NATIONAL STATISTICS MONTH

"Advancing Data and Statistics Through Digital Transformation: A Road to an Empowered Nation"



ABOUT NATIONAL STATISTICS MONTH



The National Statistics Month (NSM) was first observed in 1990 pursuant to Presidential Proclamation No. 647 signed by then President Corazon C. Aquino on September 20, 1990, Declaring the Month of October of Every Year as the National Statistics Month.

The NSM celebration aims to:

1. promote, enhance and instill nationwide awareness and appreciation of the importance and value of statistics to the different sectors of society; and
2. elicit the cooperation and support of the general public in upgrading the quality and standard of statistics in the country.

The PSA Nueva Ecija Provincial Statistics Office took part on the annual celebration of the 35th National Statistics Month (NSM) with the theme “Advancing Data and Statistics through Digital Transformation: A Road to an Empowered Nation,”

Through this event, emphasized the importance of celebrating the National Statistics Month every year to highlight the role of data and statistics in the decision-making of policy makers to help the country plan its strategies and effectively implement them.



35th NSM Activities Conducted

OPENING CEREMONY



The Opening Ceremony of 35th NSM at PSA Nueva Ecija was held on 7th of October, wherein all office-based personnel together with field personnel of 2024 POPCEN-CBMS Cabanatuan City conducted an *Alay Lakad* around the office's vicinity to promote NSM. About 200 attended the said activity.






35th NSM Activities Conducted

TRAINING-WORKSHOPS ON BASIC STATISTICS AND INFERENTIAL STATISTICS



On October 8th and 9th, a training-workshop on Basic Statistics using MS Excel and Jamovi Application was conducted by Bulacan State University. This training-workshop allowed the participants to gain knowledge on the concepts of basic statistics including introduction to statistics, its types, levels of measurement, measures of central tendency, measures of variability, sampling methods, among others. Participants also learned how to use Jamovi application in analyzing their data. They also had the chance to showcase their skills in presenting their data using the said application.



Moreover, an advanced training-workshop on Inferential Statistics was also conducted on October 14 to 15 by BULSU. This training discusses on how to determine the appropriate statistical tests in interpreting their data.

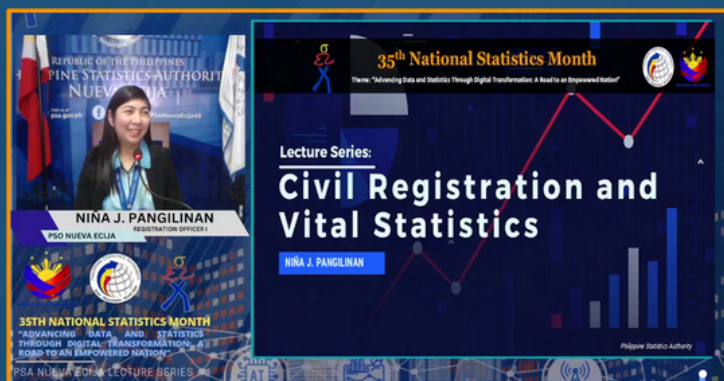


35th NSM Activities Conducted

LECTURE SERIES: CIVIL REGISTRATION & VITAL STATISTICS & BASIC STATISTICS

PSA Nueva Ecija also conducted Lecture Series highlighting different areas and/or subject matter which was shown live via the Official Facebook Page of PSA Nueva Ecija and Google Meet. On October 17th, Registration Officer I Nina J. Pangilinan discussed the concept of Civil Registration and Vital Statistics. As of 6th November, this lecture has gained over 4,700 views on Facebook.

Continuing the Lecture Series are SSII Aphrodite Ortiz and AAIII Joey Hill Patricio discussed about the Basics of Statistics – Learning the Language of Statistics. They discussed the basic concepts of statistics and highlighted the proper use of statistics according to data type and distribution. This has garnered over 3,800 views as of the same reference period, 6th of November.

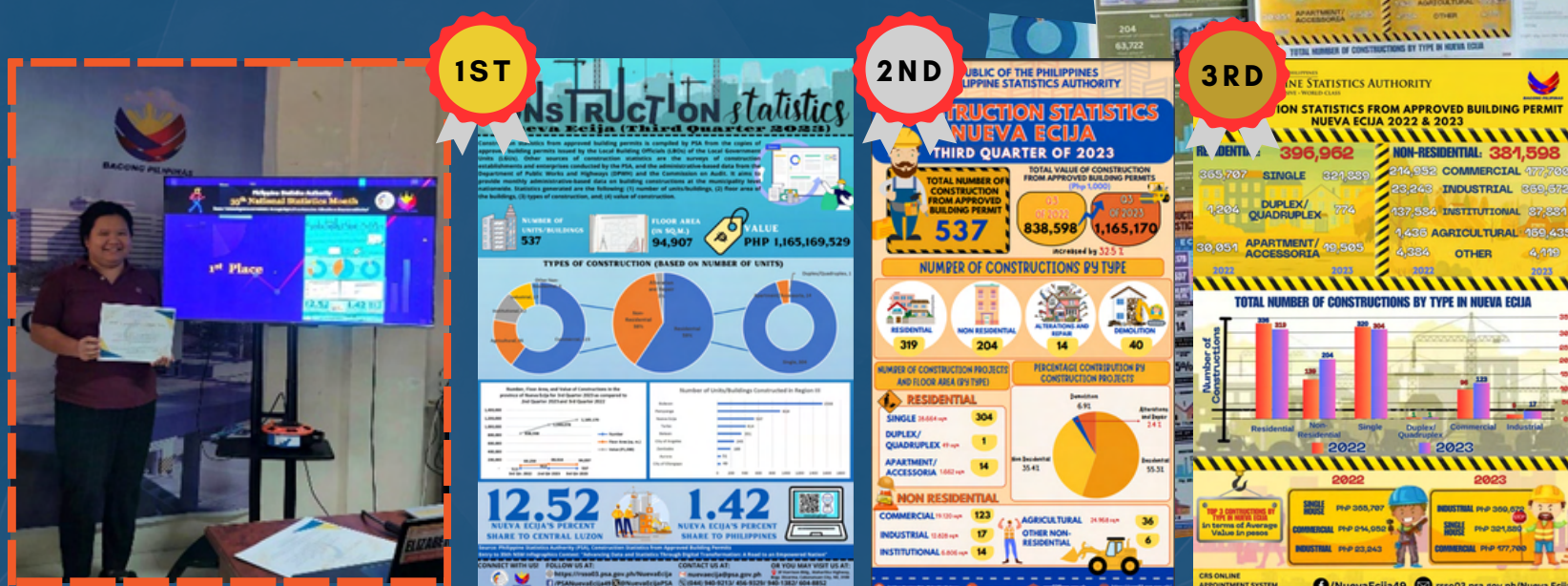


35th NSM Activities Conducted

INFOGRAPHICS MAKING CONTEST

An Infographics Contest was also led and conducted by Assistant Statistician Danilo Valeda. The data used was the Constructions Statistics for 2023. He awarded the winners for the said contest, in which AOI Joyce Ann Valdez won the first place. She excellently presented the statistics in figures and numbers allowing her to win the contest.

All the participants for the said contest were also recognized and were given certificate for participation.





Participation to NSM Activities of RSSO III and other Agencies

35TH NSM REGIONAL CLOSING CEREMONY & 1ST DANGAL ESTADISTIKA



The 35th National Statistics Month (NSM) Closing Ceremony at the Regional Office took place on October 30, 2024, at SACOP Ephatha in Maimpis, City of San Fernando, Pampanga.

Representing PSA Nueva Ecija were OIC - Supervising Statistical Specialist Girlie G. De Guzman, Statistical Specialist II Aphrodite A. Ortiz, Ria C. Salvador, Jonabel C. Yu, and Assistant Statistician Danilo M. Valeda. The event highlighted the achievements of the month-long NSM celebration on both regional and national levels. It also marked the first “Dangal Estadistika,” an awards segment honoring winners of various contests held throughout the month.

PSA Nueva Ecija achieved significant recognition, with SSII Aphrodite Ortiz securing second place in the “On-the-Zoom Essay Contest” held on October 21, 2024. In her essay, Ortiz addressed the topic, “How Can Digital Transformation Revolutionize the Use of Statistics for National Development?” She discussed the role of digital technology in enhancing data use and accessibility, in supporting a more empowered nation.

The Province of Nueva Ecija also excelled in the Documentary Film Contest, with a winning entry from the Nueva Ecija University of Science and Technology. Their documentary highlighted the importance of data for stakeholders, including rice farmers in Nueva Ecija, showing how data-driven insights can directly benefit local communities.





Participation to NSM Activities of RSSO III and other Agencies

DepEd 35th National Statistics Month Culminating Activity

Department of Education of Nueva Ecija invited PSA Nueva Ecija represented by Senior Statistical Specialist (SrSS) Rommel L. Payawal to serve as their key note speaker in their NSM Culminating Activity on 30 October 2024 held at Nagano Gym, San Leonardo, Nueva Ecija.



SrSS Payawal delivered his speech by emphasizing the services offered by PSA, promotion, enhancement and nationwide awareness and appreciation of the importance and value of statistics to the different sector of society, elicit cooperation and support of the general public in upgrading the quality and standard of statistics in the country and significant role of technology in advancing the statistical system and the quality of statistics through the adoption of digital tools and platforms optimizing government services to improve the accuracy, timeliness and accessibility of statistics and ultimately, enabling decision- and policy-makers, and other stakeholders to craft evidence-based and data-driven policies for an empowered nation.



35th NSM Activities Conducted

CLOSING CEREMONY

The 35th National Statistics Month (NSM) Closing Ceremony at PSA Nueva Ecija Provincial Statistics Office, with the theme “Advancing Data and Statistics through Digital Transformation: A Road to an Empowered Nation,” took place on October 31, 2024, at Training Room, 3rd Floor, Harrison Building, Brgy. Dicarma, Cabanatuan City, Nueva Ecija. The event, held as part of the annual October NSM celebration, was attended by all staff of PSA Nueva Ecija including the contract of service workers under various projects.

The Closing Ceremony at PSA Nueva Ecija was a fitting conclusion to a month dedicated to celebrating the importance of statistics in shaping decisions and empowering the nation. Through collaborative efforts in training, lectures, and contests, the PSA Nueva Ecija team enhanced their statistical skills and strengthened their understanding of data's impact on Filipinos. The dedication shown by participants and organizers reflects the PSA's commitment to advancing data and statistics, and embracing digital transformation.





28th Philippine Statistics Quiz (PSQ) Provincial Elimination

The Philippine Statistics Authority conducted the 28th Philippine Statistics Quiz (PSQ) “The search for the Country’s Young Statistics Whizzes!” Provincial Elimination. This PSQ is a nationwide annual contest designed to assess the knowledge in statistics of freshman students enrolled in colleges and universities. The event was simultaneously conducted by 17 regions of the country.


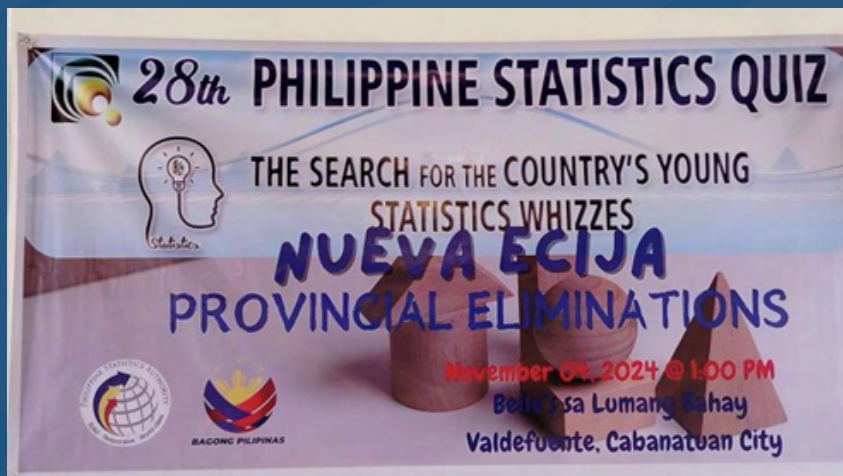
The Provincial Statistics Office of Nueva Ecija actively facilitated the PSQ Provincial Elimination Round on November 4, 2024, at Belle’s Lumang Bahay, Valdefuente, Cabanatuan City, Nueva Ecija. The event featured nine (9) participants from various colleges and universities in the province, including Nueva Ecija University of Science and Technology (NEUST), Good Samaritan Colleges, Eduardo L. Joson Memorial College (ELJ), Midway Colleges Inc., and College for Research and Technology.

The contest consisted of three rounds, each with a different level of difficulty. SSII Aphrodite A. Ortiz served as the Quizmaster, explaining the contest rules to the participants. Throughout the event, it was evident that all participants were determined to win, aiming to bring honor to their schools and showcase their knowledge. Mr. Gian Karlo M. Lagadan from Nueva Ecija University of Science and Technology (NEUST) emerged as the Champion of the PSQ Provincial Elimination organized by PSO-Nueva Ecija. He was followed by Mr. King Moises A. Serrano from Good Samaritan Colleges in second place, and Mr. Zanjoe G. Fajardo from Eduardo L. Joson Memorial College (ELJ) in third place. The results were announced and the awards presented by the Board of Judges, accompanied by Statistical Specialist II Jonabel C. Yu. The event concluded with all winners and participants happily receiving their certificates and cash prizes.





28th Philippine Statistics Quiz (PSQ) Provincial Elimination





CORPORATE SOCIAL RESPONSIBILITY ACTIVITIES



“Dinner for a Cause” Fundraising Event

The Nueva Ecija press Club, under the leadership of its president, Ms. Gina Magsanoc, alongside one of the pillars of the press, Ms. Mel Ciriaco, spearheaded a remarkable initiative called “Dinner for a Cause,” a fundraising activity aimed at advancing the organization’s commitment to serving the public through truthful and reliable news and services in journalism.

The programs drew attendees from various sectors, including representatives from different radio stations, the business industry, local government units, educational services, and more. Notably, the event was graced by the presence of the Philippine Statistics Authority (PSA),

serving as a valuable partner in delivering crucial information and updates on public services such as Civil Registration, National Identification System (PhilID), Birth Registration Assistance Project (BRAP), as well as data collection pertinent to agriculture, household and establishments.

A highlight of the evening was the inspirational message from various agencies that testified and expressed gratitude to the Nueva Ecija Press Club as a media partner including the head of the Philippine Statistics Authority (PSA), Elizabeth M. Rayo who emphasized the importance of integrity and the confidentiality.





BRIGADA ESKWELA - BANTUG ELEMENTARY SCHOOL

In preparation for the school opening for School Year 2024-2025. The Department of Education (DepEd) conducted the 2024 Brigada Eskwela from July 22 to 27, 2024 with the themed “Bayanihan Para sa Matatag na Paaralan”. The Brigada Eskwela also known as the National Schools Maintenance Week is a nationwide school maintenance program that engages all education stakeholders to contribute their time, efforts, and resources in ensuring that public schools are all set in time for class opening.

In continued partnership and support of this activity, the Philippine Statistics Authority (PSA) - Nueva Ecija actively participated in the simultaneous Brigada Eskwela last July 26, 2024 at Bantug Elementary School, Science City of Munoz, Nueva Ecija.

The Provincial Office of PSA-Nueva Ecija prepared office and janitorial supplies for the assistance to the school. The said donation was received by the School Principal II Rosario M. Sapitan. The team also get the opportunity to conduct information dissemination on how to use the CRS online appointment system and accommodated concerns



PSO Nueva Ecija Staff signing on Pledge of Commitment as Stakeholders of Bantug Elementary School on 26 July 2024 at Bantug, Science City of Munoz.



The said activity was become indeed successful. Principal II Sapitan presented Certificate of Appreciation as a way of extending their gratitude towards PSA-Nueva Ecija. The program was ended with signing on Pledge of Commitment by stakeholders of Bantug Elementary School, Science City of Munoz by participating on the 2024 Brigada Eskwela program. It served as commitment to volunteering time, effort and resources to help prepare the school and provide quality education.



CORPORATE SOCIAL RESPONSIBILITY AT SITIO BLISS BRGY. MALASIN, SAN JOSE CITY, NUEVA ECIJA

The Philippine Statistics Authority celebrated its 11th anniversary in September 2024 with a focus on "Strengthening Data Stewardship Towards a Responsive Public Service."

PSA-Nueva Ecija organized an event at Sitio Bliss Brgy. Malasin, San Jose City, Nueva Ecija, focusing on information dissemination, feeding, and gift-giving activities. The event was attended by PSA-Nueva Ecija personnel, DSWD personnel, Brgy. Bliss Day Care Center Teacher Ms. Melani M. Agustin, and students from the Sitio Bliss Day Care Center and their guardians. The event began with an opening prayer, followed by PSA-Nueva Ecija Statistical Specialist II Hilario T. Delos Santos, who shared the PSA's history, ongoing projects, and PhilSys Rehistro Bulilit campaign.



Participants and their guardians received food and gifts prepared by PSA-Nueva Ecija DSWD Representative Ms. Imelda Ramos expressed gratitude for the Barangay's participation and expressed hope for future events. The event was successful in improving individual well-being, enhancing the agency's reputation, and strengthening community relations, fulfilling its corporate social responsibility goals.





PHILIPPINE STATISTICS AUTHORITY - NUEVA ECIJA

ANNUAL REPORT 2024

SPECIAL OCCASIONS/ ACTIVITIES



PSO NUEVA ECIJA RESOURCED IN THE JANUARY 2024 MAYORS LEAGUE CONFERENCE



Chief Statistical Specialist Elizabeth M. Rayo attended 2024 first Municipal League Conference at Manggahan Resort, Licab, Nueva Ecija on January 25, 2024.

The Municipal League of the Philippines, or more simply, the League of Municipalities, or LMP, is a formal organization of all the municipalities in the Philippines. Its creation and purpose are mandated by Section 496 of Republic Act 7160, otherwise known as the Local Government Code of 1991, as amended, which states that there shall be an organization of all municipalities to be known as a league of municipalities for the primary purpose of ventilating, articulating, and crystallizing issues affecting municipal government administration and securing, through proper and legal means, solutions thereto. Each municipality is represented.

CSS Rayo was invited as a resource person, where she discussed CBMS, one of the roaring topics amongst municipalities because of the involvement of all municipalities in the conduct of the said activity.





FIRE PREVENTION, FIRE DRILL & EARTHQUAKE DRILL

The Provincial Statistical Office Nueva Ecija knew how crucial it was, hence they decided to show support for "Fire Prevention Month" by conducting a training/workshop last March 25, 2024, at PSA -NE Statistical Training Room in coordination with the Bureau of Fire Protection led by the PSA-NE Chief Statistical Specialist, Engineer Elizabeth M. Rayo. A total of 45 participants attended.

The theme was "Sa Pag-iwas sa Sunog, Hindi ka nag-iisa". It was a month-long observance nationwide that aimed to reinforce fire safety awareness. It also aims to strengthen the Bureau of Fire Protection's community relations with the general public.



**WORK IMMERSION PROGRAMME OF GRADE 12 SENIOR HIGH SCHOOL STUDENTS OF MVGFC**

Manuel V. Gallego Foundation Colleges Inc. (MVGFC), requested Philippine Statistics Authority – Nueva Ecija (PSA- NE) headed by Chief Statistical Specialist, Engr. Elizabeth M. Rayo to take part on the immersion of their Grade 12 SHS. On May 7, 2024 both agencies conducted an orientation in PSA-NE as the first step in accepting the said activity.

19 students and 2 faculties from MVGFC led by Kaye Ann Morelos-Bulanadi as their Immersion Focal person attended the orientation together with PSA employees. Senior Statistical Specialist, Engr. Rommel T. Payawal started the program for his opening remarks, followed by the discussion of our Administrative Officer I / HR Designate, Joyce Ann B. Valdez, PhilSys Focal Person, Mark Joseph Briguela and Statistical Analyst, Hilario Delos Santos for his closing remarks.



Mid-Year General Assembly GAD Activities



In full support of the PSO Nueva Ecija to the 2024 Mid-Year General Assembly, the PSO participated in the GAD Activities facilitated by the Regional Statistical Office – Central Luzon on August 1, 2024 at Bakasyunan Resort, Iba, Zambales.

This session is a yearly event of the Philippine Statistics Authority where Provincial Statistical Offices gather to review the first semester performance of their provinces. Together with this review sessions is the GAD Activities of the staff which was observed through Olympics. This year's olympics was participated by four (4) teams consisted by different provinces and CSSs which enabled the whole RSSO of Central Luzon to meet and collaborate with members from other PSOs.



PhilSys Nueva Ecija Took Part 30th TESDA Anniversary and National Tech-Voc Day



The Philippine Statistics Authority (PSA)-Nueva Ecija proudly participated in the 30th TESDA Anniversary and National Tech-Voc Day held last 15 August 2024, a significant event that reinforces the critical role of technical-vocational education and training (TVET) in the nation's development. Held with great enthusiasm, the celebration highlighted the synergy between government agencies in promoting their inclusive services. The PhilSys team's active involvement reflects its commitment to supporting TESDA's mission by ensuring every Filipino's access to essential services through the National ID.





continuation..

PhilSys Nueva Ecija Took Part 30th TESDA Anniversary and National Tech-Voc Day

On behalf of officer-in-charge, Supervising Statistical Specialist Girlie G. De Guzman, last August 15, 2024 at SM City Cabanatuan, PhilSys Focal Person Mark Joseph U. Briguela presented PhilSys Updates and Answers to FAQs such as use case of National ID, PhilSys Check, Digital National ID, etc.



On behalf of officer-in-charge, Supervising Statistical Specialist Girlie G. De Guzman, last August 15, 2024 at SM City Cabanatuan, PhilSys Focal Person Mark Joseph U. Briguela presented PhilSys Updates and Answers to FAQs such as use case of National ID, PhilSys Check, Digital National ID, etc.



PhilSys team also catered numerous of queries regarding National ID such as:

- 1.Papaano at saan kami makakakuha ng Digital ID?
- 2.Ano ang gagawin pag Nawala ang National ID?
- 3.Pwede ba magpa-replace kapag nabubura ang mukha ng National ID?
- 4.Ang National ID, ePhilID at Digital ID ay iisa lamang ba ng validity at gamit?
- 5.Paano matrack kung nasaan na ang aking National ID?

The PhilSys Team made several rounds throughout the event venue to inform the public and encourage registrations. The team successfully completed twenty (20) new registrations, twelve (12) females and eight (8) males, updated demographic data for one (1) individual, and addressed numerous inquiries about PhilSys.

In 2024, PhilSys Nueva Ecija will continue to actively engage in upcoming government and inter-agency activities to provide our services and reach the remaining unregistered population for the National ID. Our PhilSys Registration team is also continuing mobile registration efforts across the entire province of Nueva Ecija.



Back-to-Back Capacity Building as PSA Projects Merge: PPA, PLDS, PSIC

Back-to-back capacity building for the newly-merged projects, the PSA-LGU Data Sharing and Provincial Product Accounts participated trainings as a “month-starter and ender of August”.

In line with the merging of PLDS, PSIC and PPA this year, the PSO Nueva Ecija participated two trainings this month, namely Training on Data Processing for PSA – LGU Data Sharing for Business Registers Projects on August 07 to 09, and Training-Workshop on Data to Non-benchmark Accounts for Provincial Product Accounts on August 27 to 29, 2024.




Both trainings emphasized on the importance of utilization of Philippine Standard Industrial Classification (PSIC) in data processing of business registers which also be a crucial input to generate estimates for GDP, the highlight of PPA.

The Training on PLDS for BRP were participated by the Chief Statistical Specialists (CSSs) or Officers-in-Charge (OICs), Statistical Specialists and Analyst Focal Persons (FPs), and hired contract of service workers (CoSW) for PPA-PLDS within the region which held at Capitol Hill, Angeles City.



In the adjournment of the event, on the 29th of August, Assistant National Statistician Mark C. Pascasio delivered a closing message which expressed the weight of accounting sub-national accounts. He also mentioned the importance of sector and industry classifications, benchmark accounts, and that non-benchmark account is as significant as benchmark account is in the Gross Domestic Product estimation, especially at this season where dissemination is about to take place on November.





PSO-Nueva Ecija 2024 Midyear Performance Review BL Resort and Hotel Mampulog Bitas, Cabanatuan City, Nueva Ecija

The 2024 Midyear Performance Review for the Philippine Statistics Office (PSO) Nueva Ecija took place from August 21-23, 2024, at BL Resort and Hotel in Mampulog Bitas, Cabanatuan City, Nueva Ecija. The event was attended by the entire PSO-Nueva Ecija team, under the leadership of Supervising Statistical Specialist and Officer-In-Charge, Girlie G. De Guzman.

OIC De Guzman emphasized the importance of collaboration to foster productive and insightful discussions throughout the review. Senior Statistical Specialist Rommel L. Payawal then outlined the objectives and his expectations for the event. He stressed the importance of identifying performance issues and challenges to facilitate timely corrective actions. SSS Payawal expressed his optimism for the agency's progress and emphasized the need for personnel development to achieve the agency's goals and enhance overall effectiveness.



The discussion and presentations for the 2024 Midyear Performance Review began with the first topic focusing on the Opportunity Registry and Action Plan (ORAP) and the Risk Registry Action Plan (RRAP). Statistical Specialist II Ria C. Salvador took the lead in this segment by presenting the new template for RRAP/ORAP to the group. In her presentation, SSII Salvador not only introduced the updated template but also provided valuable insights into how to identify potential risks and opportunities within the organization's operations. Her guidance was aimed at enhancing the team's ability to effectively manage and respond to various operational challenges and opportunities for improvement.



PSO-Nueva Ecija 2024 Midyear Performance Review BL Resort and Hotel Mampulog Bitas, Cabanatuan City, Nueva Ecija

During the review, each unit presented their proposed RRAP/ORAP. Following the presentations, the floor was opened for comments and suggestions. Statistical Specialist II Editha U. Briguela offered constructive feedback on the presenters' submissions, providing valuable insights and recommendations. SvSS/OIC De Guzman and SSS Payawal also contributed by commenting on the outputs, focusing on strategies to enhance their effectiveness and ensure alignment with the agency's objectives.



The days following the Midyear Performance Review became significant. Each unit was given ample time to collaborate and brainstorm about the setbacks and challenges they faced in their operations. This activity and workshop facilitated the internalization and sharing of experiences, helping participants gain greater awareness of various aspects of their work. The discussions continued with presentations from each unit representative. SSII Mark Joseph U. Briguela discussed the setbacks and challenges faced by PhilSys. AOI Joyce Ann B. Valdez represented the Administrative Unit, ROI Nina J. Pangilinan covered the CRS, SA Shara Mae E. Bergado addressed the Statistical Unit, and ISAI Ezairo Rafaino Buenaventura presented the setbacks and challenges related to procurement. After the presentation, SvS/OIC De Guzman acknowledged the setbacks and challenges and provided recommendations on how to address them. SSII Jonabel C. Yu also shared her insights as a long-time employee, encouraging everyone to continue supporting one another and learning from each other's experiences.



PSO-Nueva Ecija 2024 Midyear Performance Review BL Resort and Hotel Mampulog Bitas, Cabanatuan City, Nueva Ecija





11TH PSA ANNIVERSARY THANKSGIVING SERVICE

On September 12, 2024, PSO Nueva Ecija hold a Thanksgiving service in its office training room to commemorate the 11th PSA Anniversary. The theme is "Strengthening Data Stewardship towards a Responsive Public Service," with Rev. Donato F. Atienza delivering the gospel of thanks. The PSO staff led the prayer and hosted a brief program. SrSS Rommel L. Payawal highlighted the importance of data accuracy for improved public service. SSII Ria C. Salvador called on all PSO employees to close the program, introducing every generation of employees and stating that the PSA's objective of performing public service will now be collaborated upon by the PSO.





2024 REGIONAL DATA FESTIVAL - NORTH LUZON CLUSTER

The 2024 Regional Data Festival was held at the Subic Bay Travelers Hotel, Subic Bay Freeport Zone, Zambales, from October 3 to 4. The Data Festival was conducted in line with the PSA's commitment to producing high-quality statistics, delivering a responsive and relevant statistical system capable of providing and communicating timely, accurate, and useful data to both the government and the public. Participants came from different regions in the North Luzon Cluster, including representatives from PSA Provincial Offices and various colleges and universities. PSO-Nueva Ecija was represented by Senior Statistical Specialist Rommel L. Payawal and Statistical Specialist II Aphrodite A. Ortiz.

The festival aimed to instill appreciation and enhance statistical literacy among students, engage the academe in the advocacy of statistics, strengthen partnerships and foster collaboration with local government offices and the private sector, and promote the proper interpretation and use of official statistics among local media practitioners.

The event featured various activities, including the presentation of original research from scholars, researchers, and practitioners on topics such as Statistical Application, Innovations, Improving Business Processes, Demographic and Social Statistics, and Economic Statistics, among others. Student participants also had the chance to showcase their skills through interactive challenges and a quiz bee.





PSO-Nueva Ecija2024 Internal Quality Management System (QMS) Audit

On 11 October 2024, PSO-Nueva Ecija was scheduled for an Internal Quality Management System Audit. This audit was conducted in accordance with ISO 9001:2015 Quality Management System (QMS) and Special Order No. 2024-09NS-19, which authorizes the 2024 Internal Quality Management System Audit for all Philippine Statistics Authority Central and Field Offices.

The Internal Quality Audit (IQA) was conducted onsite, with CSS Maria Virginia R. Olveña and Administrative Officer IV April Camille L. Magtoto assigned as auditors for PSO-Nueva Ecija. The audit commenced with an opening prayer led by Statistical Specialist II Hilario T. Delos Santos, followed by the introduction of the auditors, the audit objectives, relevant standards and criteria, an overview of the organization, and a presentation of processes and procedures to the PSO-Nueva Ecija personnel and designated QMS Core Team headed by Supervising Statistical Specialist/Officer-In-Charge Girlie G. De Guzman. The opening meeting also included a fine-tuning of the audit plan/itinerary.



The first organizational unit/process audited was the management. The IQA team reviewed the quality policy, continual improvement efforts, updates on risks and opportunities, and the effectiveness of actions and mitigations. They also assessed applicable statutory requirements and examined the PAWIM, the list of interested parties, internal and external issues, and other relevant PW forms of the province.

PSO-Nueva Ecija2024 Internal Quality Management System (QMS) Audit



Next, the team reviewed the Statistical Operations unit, focusing on field survey operations and processes. They selected a specific project survey and consulted the designated focal person to examine the process flow. After a break, the auditors visited the CRS outlet at NE Pacific Mall to evaluate outlet services, CRASM, DVSS functions, and other CRVS operations. The audit then continued to the PhilSys unit, where the team interviewed SSII Mark Joseph U. Briguela PhilSys Focal about PhilSys registration and issuance, requesting necessary documents to verify specific matters.



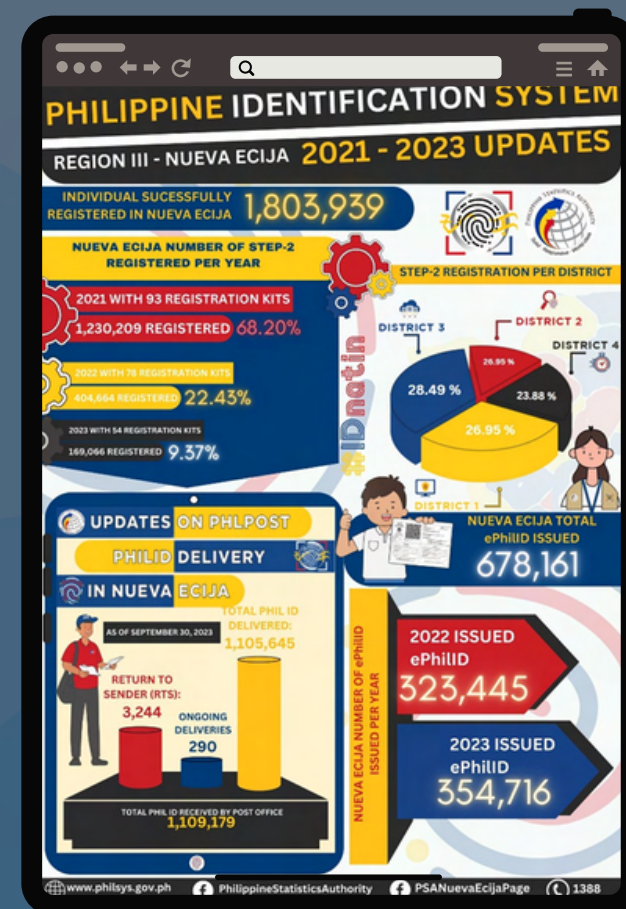
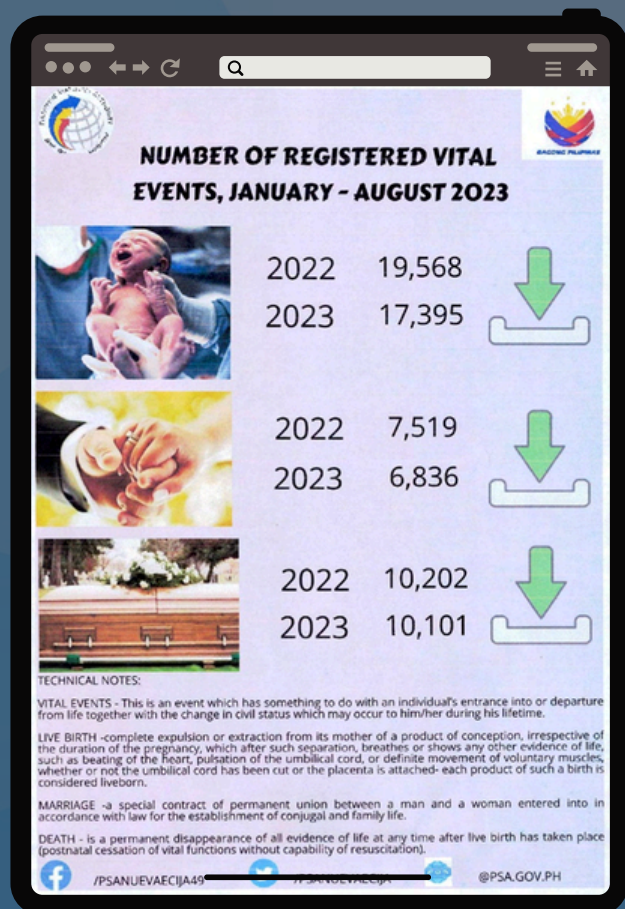
Finally, the Financial and Administrative unit are reviewed. The auditors inquired about the process flow of their job and related support functions, such as HR processes and training, property, and supplies. They interviewed key staff involved in these processes and requested documents like 201 files, IDPs, evaluation forms, and contracts of service to verify their operations. For the last part of the audit plan and itinerary, the IQA Team make time to consolidate the audit findings and present it during the closing meeting to all staff of PSO-Nueva Ecija.

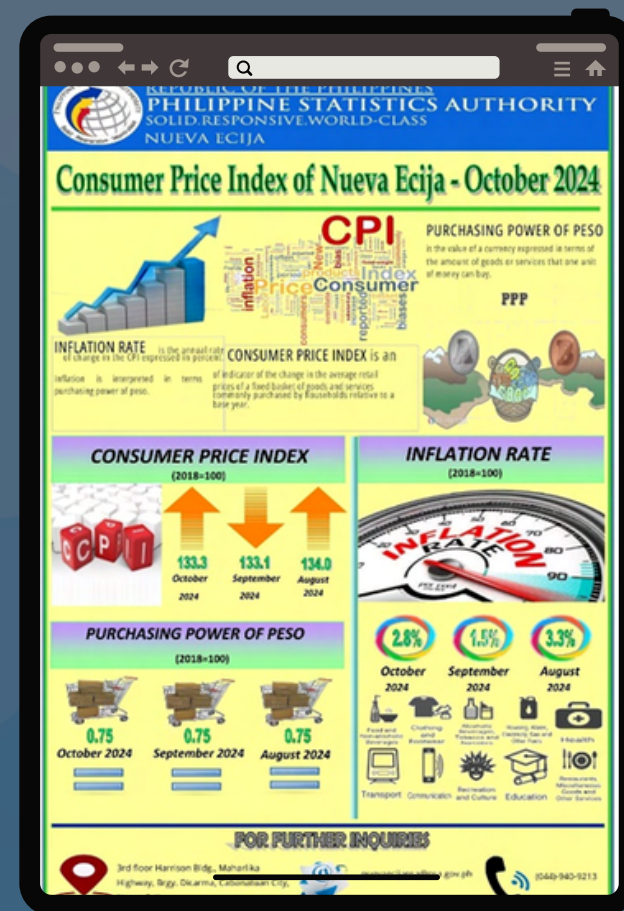
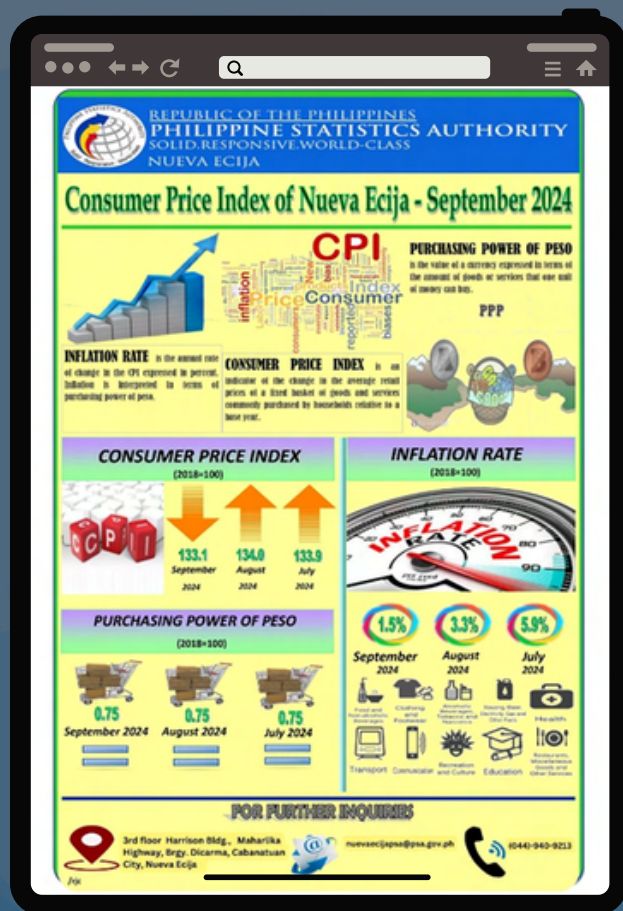
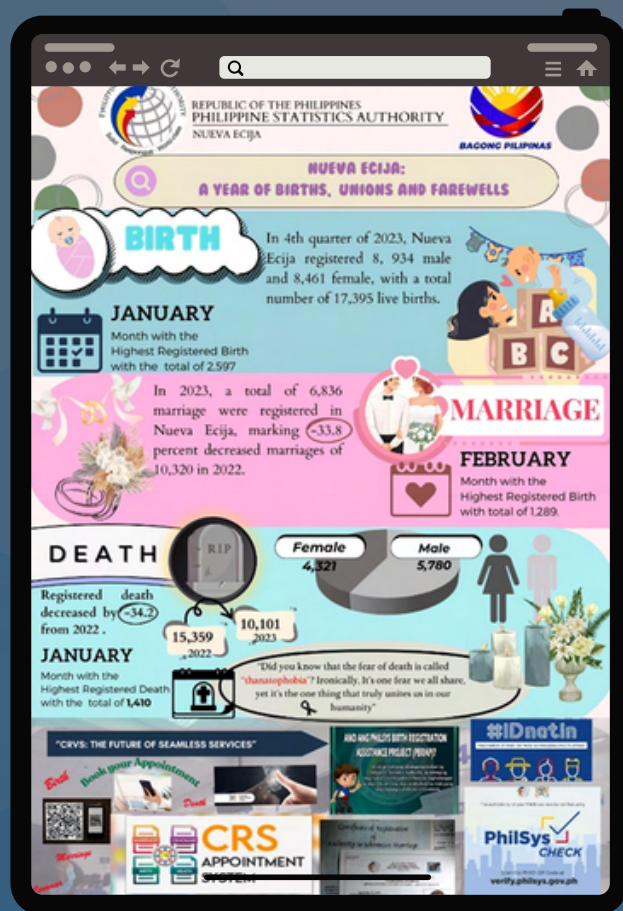
The results of the Internal Quality Audit indicate a successful improvement for the province, which reduced its Opportunity for Improvement (OFI) findings from fourteen last year to nine this year. Additionally, the provincial office achieved 16 compliance points, demonstrating adherence to the required standards and the Quality Management System (QMS). This progress reflects the province's commitment to meeting international standards in delivering quality products and services to its clientele.

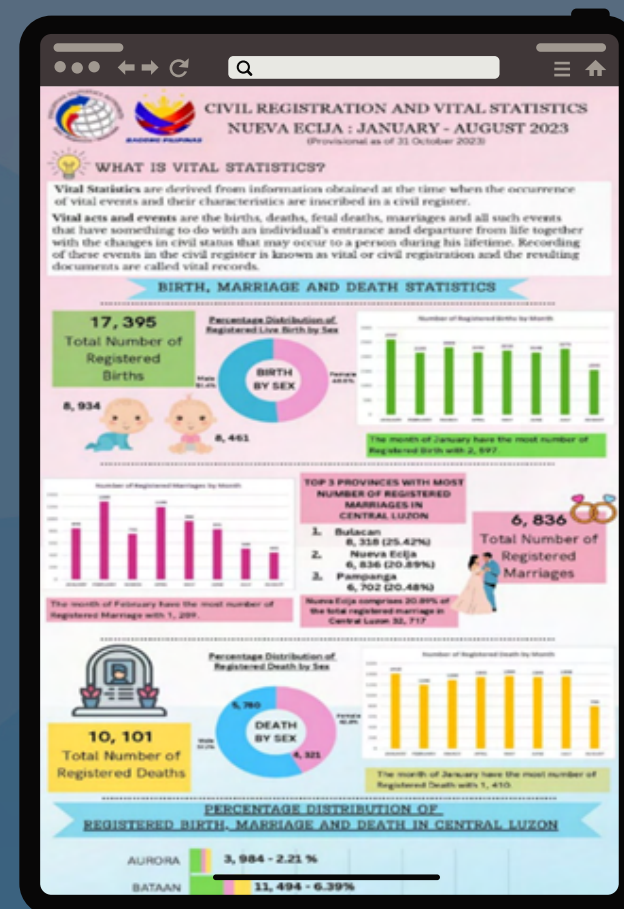
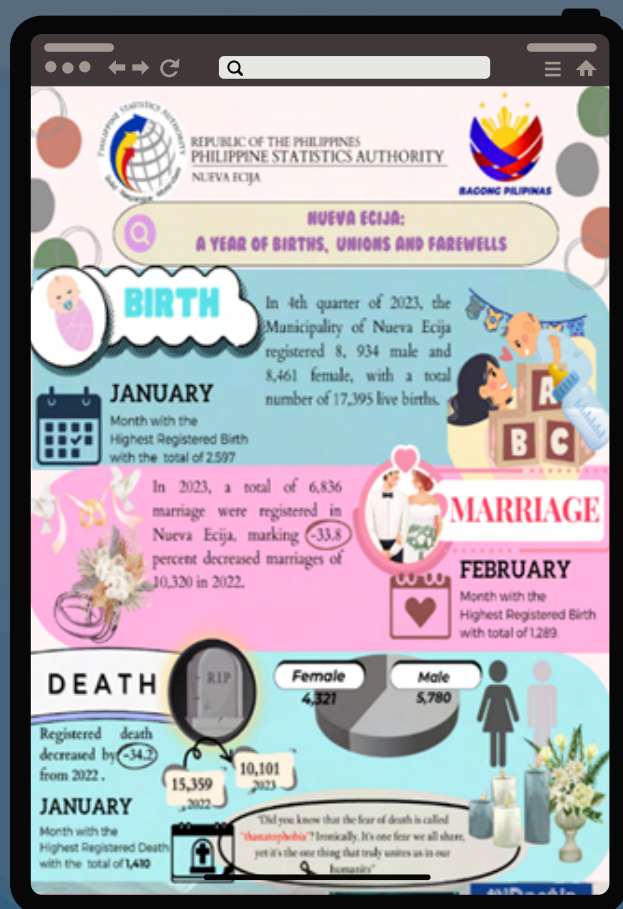
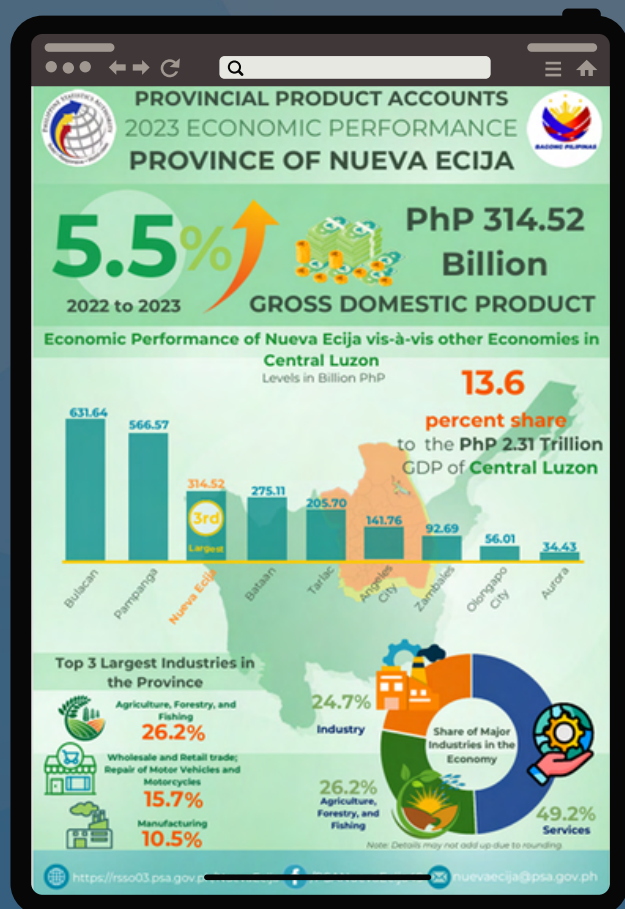


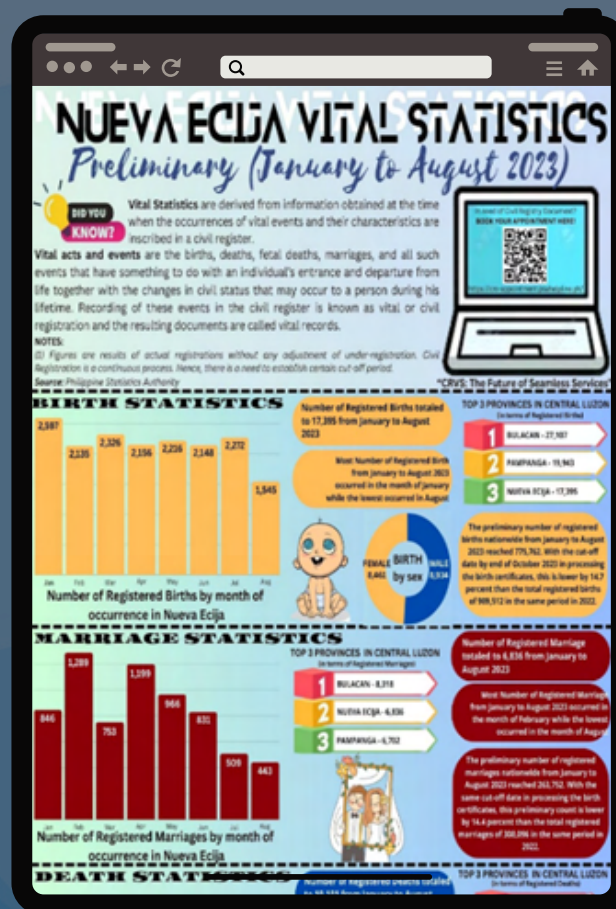
PHILIPPINE STATISTICS AUTHORITY - NUEVA ECIIA
ANNUAL REPORT 2024

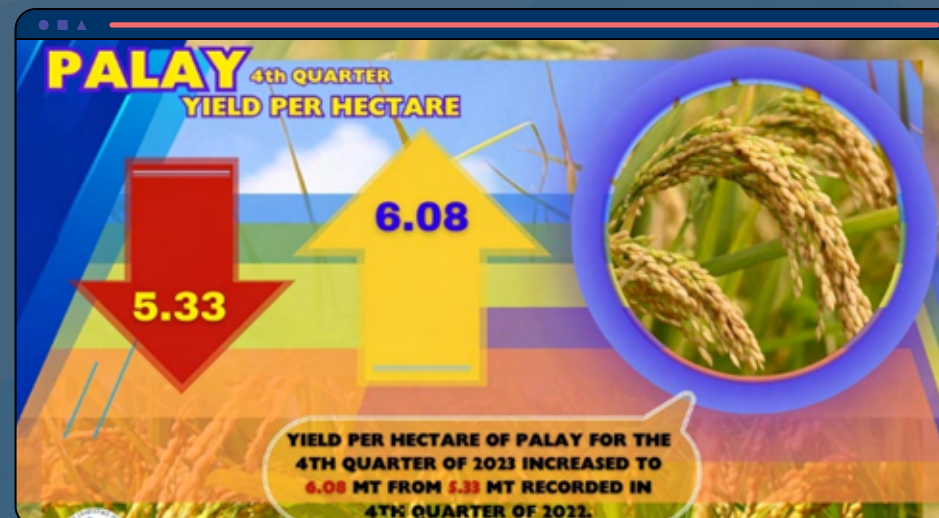
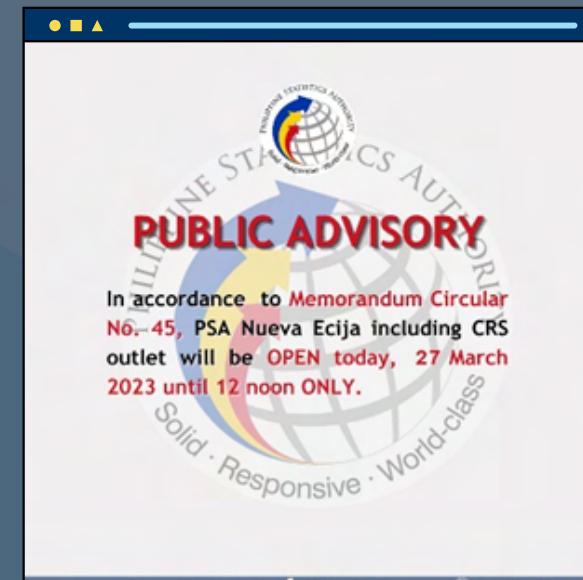
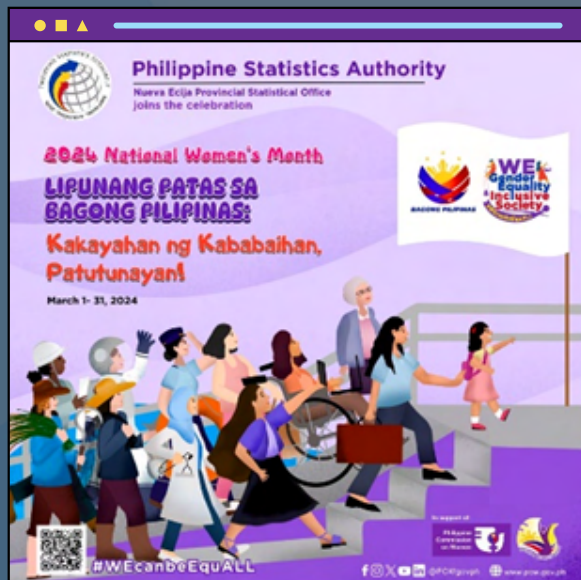
Infographics & Social Cards



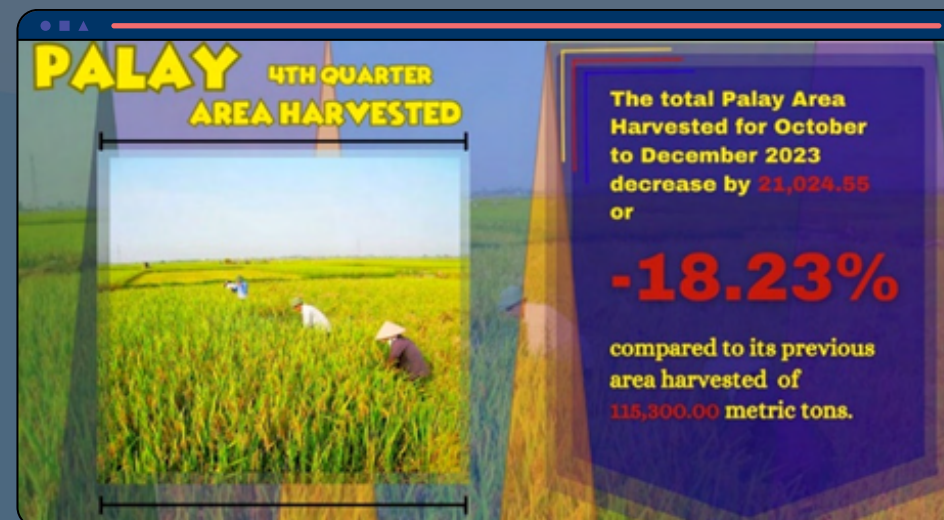
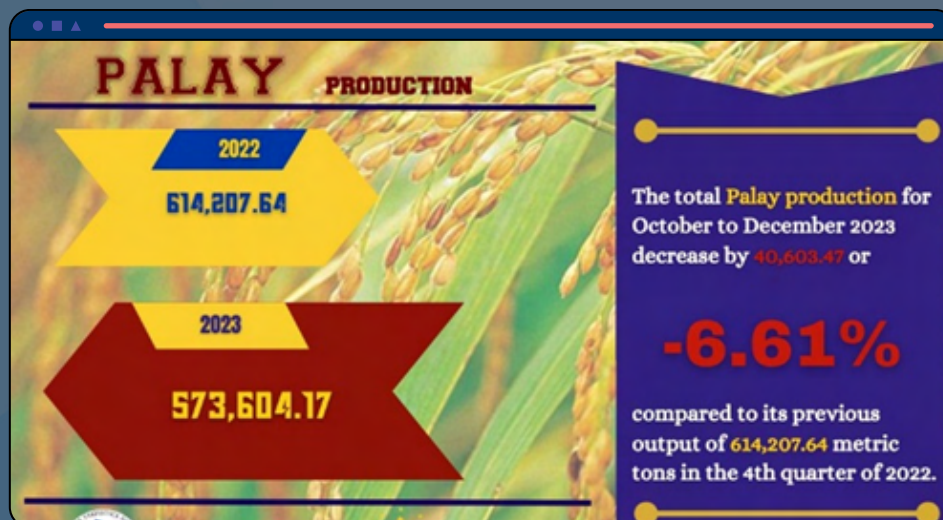












REPUBLIC OF THE PHILIPPINES
PHILIPPINE STATISTICS AUTHORITY
NUEVA ECIJA

2024
POPCEN-CBMS

Map Data Processor
No. of Vacancy: 50

Qualifications:

- Preferably college graduate or K-12 Graduate (following OM 2024-107)
- Preferably with experience in Data Processing and GIS-based Mapping;
- Experience in PSA mapping activities is an advantage;
- Knowledgeable in computer operation;
- Physically fit;
- With good moral character;
- Willing to work overtime including Saturdays and/or holidays, if necessary and;
- With no existing work contract with other offices/agencies

<https://rso3.msa.gov.ph/Nueva-Ecija> /PSANuevaEcija49 @NuevaEcliaPSA

REPUBLIC OF THE PHILIPPINES
PHILIPPINE STATISTICS AUTHORITY
NUEVA ECIJA

We Are **HIRING**

JOB VACANCY

**DATA PROCESSORS
MAP DATA PROCESSORS**

APPLICATION REQUIREMENTS:

Duly accomplished PERSONAL DATA SHEET (CSC Form No. 212 Revised 2017)
Accomplished Work Experience Sheet
Copy of Diploma and Transcript of Records
Copy of Training, Eligibility, and Certificates if there is any;
Signed APPLICATION LETTER stating the specific position addressed to:

GIRLIE G. DE GUZMAN
OFFICER-IN-CHARGE
Supervising Statistical Specialist

<https://rso3.msa.gov.ph/Nueva-Ecija> /PSANuevaEcija49 @NuevaEcliaPSA

REPUBLIC OF THE PHILIPPINES
PHILIPPINE STATISTICS AUTHORITY
NUEVA ECIJA

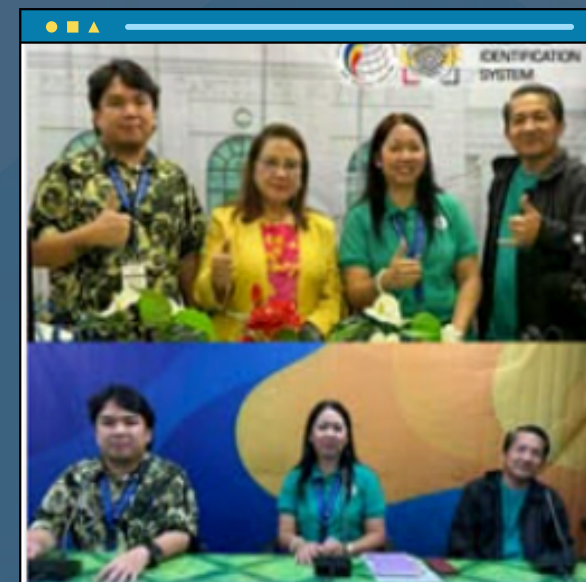


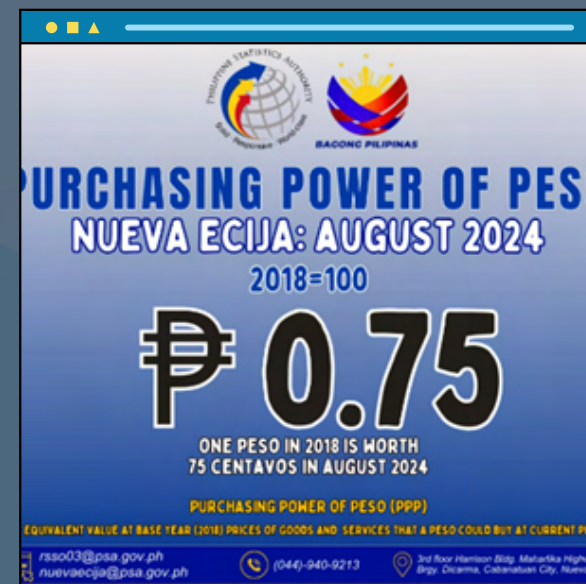

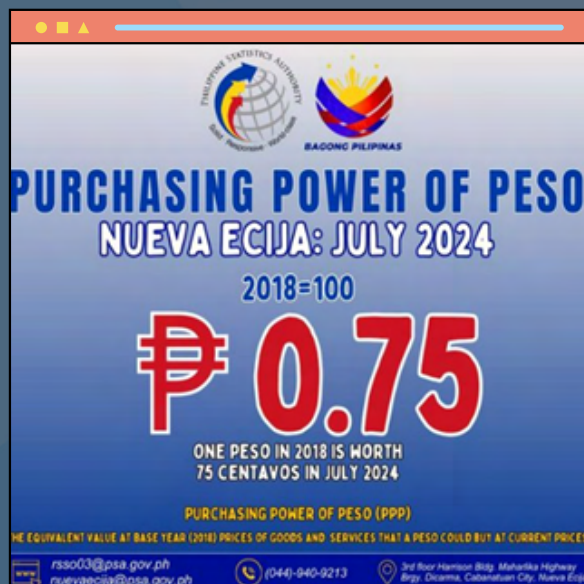
2024
POPCEN-CBMS

DATA PROCESSOR
No. of Vacancy: 99

Qualifications:

- Preferably college graduate of Information Technology or related courses;
- Knowledgeable in computer operation applications (spreadsheet and word processing);
- Physically fit;
- With good moral character;
- Willing to work overtime including Saturdays and/or holidays, if necessary and;
- With no existing work contract with other offices/agencies

<https://rso3.msa.gov.ph/Nueva-Ecija> /PSANuevaEcija49 @NuevaEcliaPSA





Disposal of Unserviceable Property through Public Auction
(PSA Nueva Ecija)
09 April 2024, 10:30 AM

WE ARE LOOKING FOR BIDDERS

INSTRUCTION TO BIDDERS AND BID FORM
To obtain a copy of the Instruction to Bidders and Bid Question Form, visit the QR Code or visit PSA Nueva Ecija or PSA RSOO CO.

PSA Nueva Ecija, 11 Hamilton Building, 4001, Dikarua, Maharlika Highway, Cabanatuan City, Nueva Ecija

PSA RSOO CO, Diosdado Macapagal Government Center, Malapine, City of San Fernando, Pampanga

For inquiries

PHILIPPINE STATISTICS AUTHORITY
PROVINCIAL STATISTICAL OFFICE NUEVA ECIJA

2023 CENSUS OF PHILIPPINE BUSINESS AND INDUSTRY

WE ARE HIRING

9 STATISTICAL RESEARCHERS
2 TEAM SUPERVISOR
1 RECEIPT CONTROL CLERK

INTERESTED APPLICANTS ARE REQUIRED TO SUBMIT THE FOLLOWING:
-Application Letter stating the Specific Position Your Applying for, addressed to: ENGR. ELIZABETH M. RAYO, Chief Statistical Specialist, PSO - Nueva Ecija
-Fully Accomplished and Updated Personal Data Sheet (CSC Form 212 Revised 2017)
-Photocopy of Transcript of Record and Diploma
-Photocopy of Certificate of Eligibility (if any)
-Photocopy of Employment and Trainings (if any)

Deadline of submission:
March 18, 2024

CIVIL REGISTRATION

PROVINCIAL STATISTICAL OFFICE - NUEVA ECIJA

Lecture Series
35th NATIONAL STATISTICAL MONTH

"Advancing Data and Statistics Through Digital Transformation: A Road to an Empowered Nation"

17 October 2024 1:30 PM
VIA GOOGLE MEET

<https://meet.google.com/vtm-inbt-dq>

NINA J. PANGILINAN
Registration Officer I

JOIN US

BASIC STATISTICS

PROVINCIAL STATISTICAL OFFICE - NUEVA ECIJA

Lecture Series
35th NATIONAL STATISTICAL MONTH

"Advancing Data and Statistics Through Digital Transformation: A Road to an Empowered Nation"

21 October 2024 10:00 AM
VIA GOOGLE MEET

<https://meet.google.com/vtm-inbt-dq>

APHRODITE A. ORTIZ
STATISTICAL SPECIALIST II

JOIN US

BASIC STATISTICS AND MATH

PROVINCIAL STATISTICAL OFFICE - NUEVA ECIJA

Lecture Series
35th NATIONAL STATISTICAL MONTH

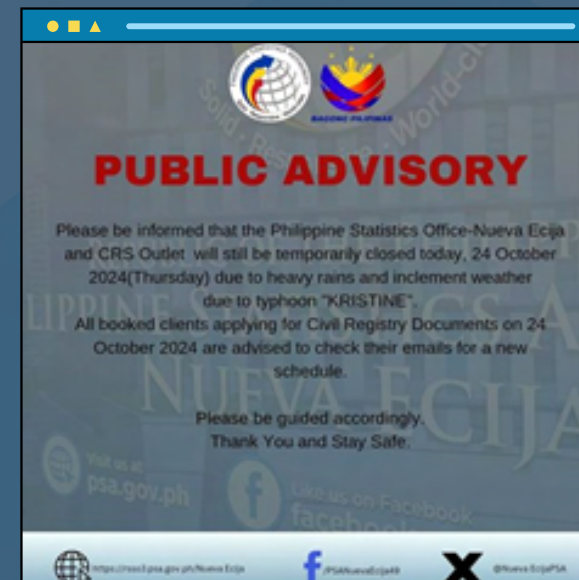
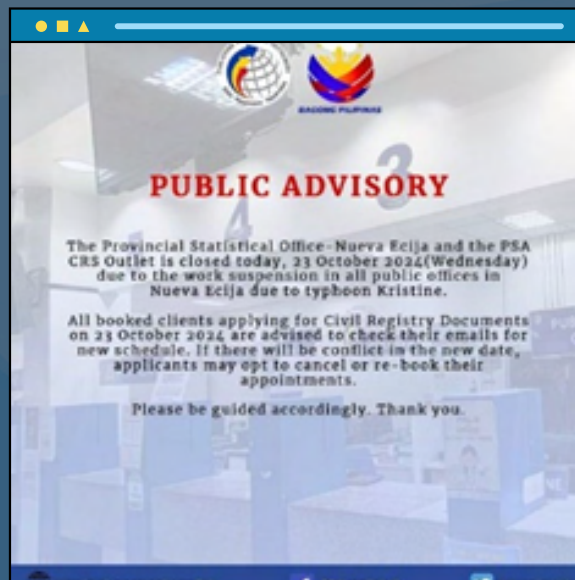
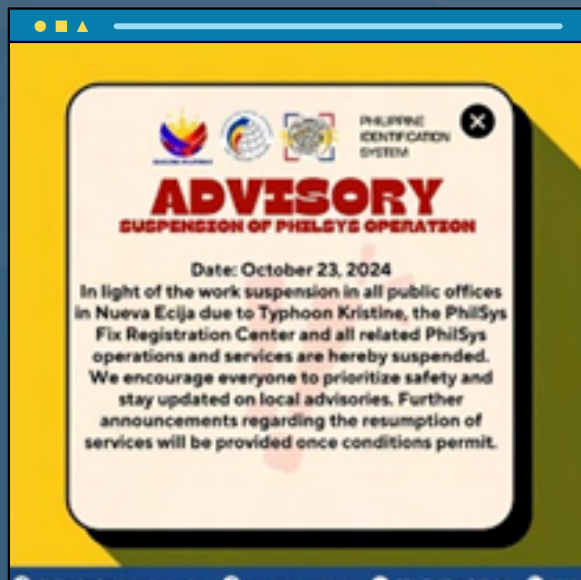
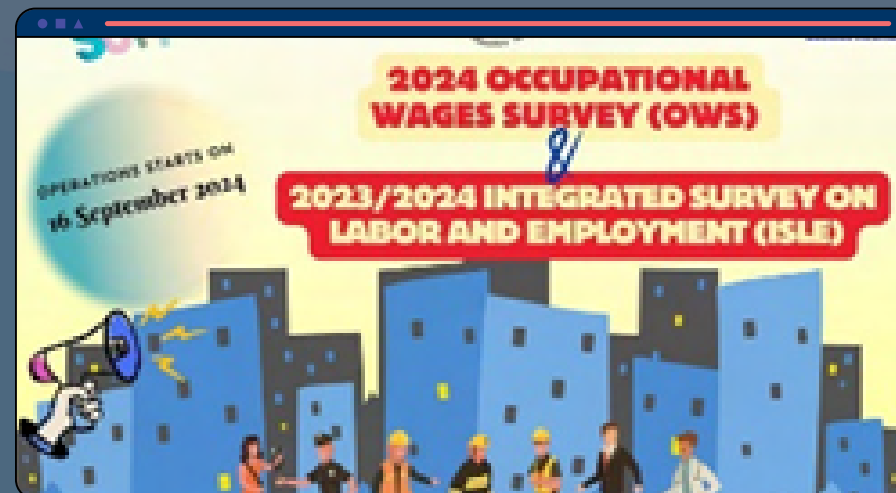
"Advancing Data and Statistics Through Digital Transformation: A Road to an Empowered Nation"

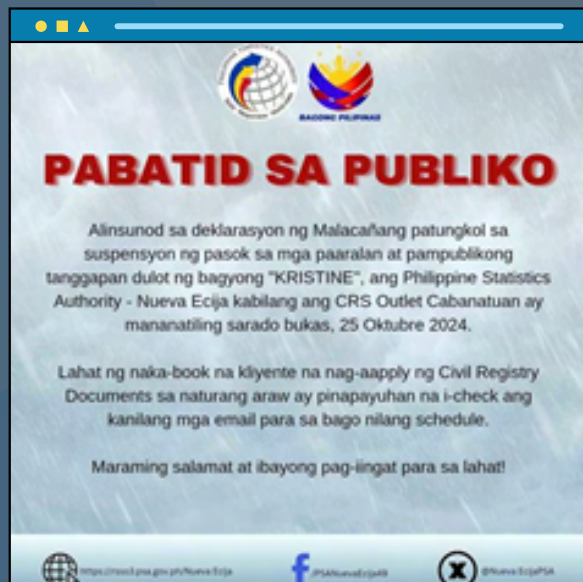
21 October 2024 10:00 AM
VIA GOOGLE MEET

<https://meet.google.com/vtm-inbt-dq>

JOEY HILL T. PATRICIO
ADMINISTRATIVE ASSISTANT IV

JOIN US






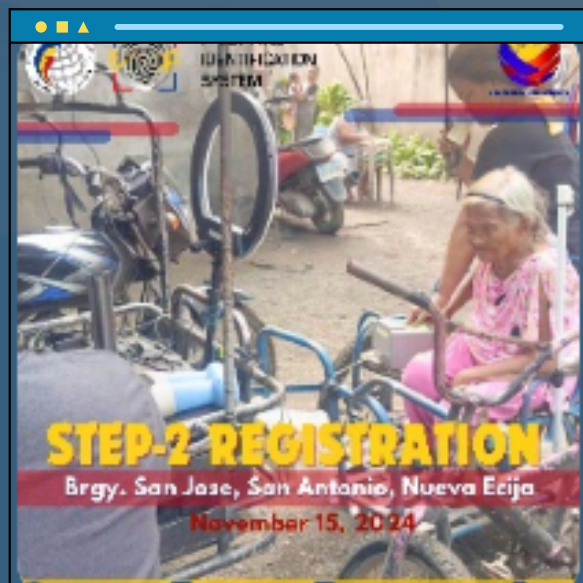
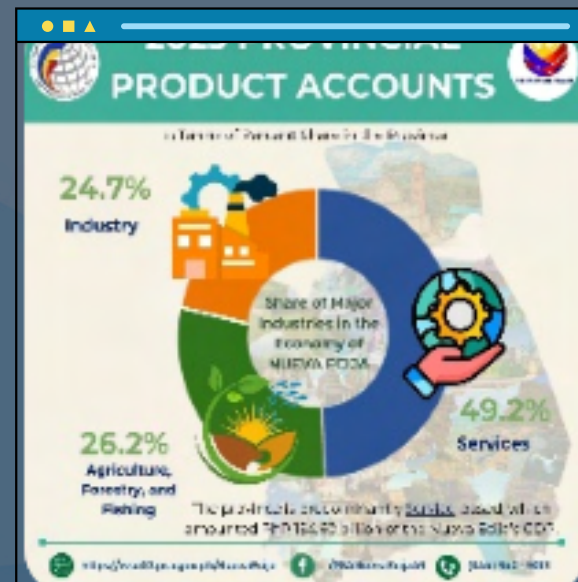
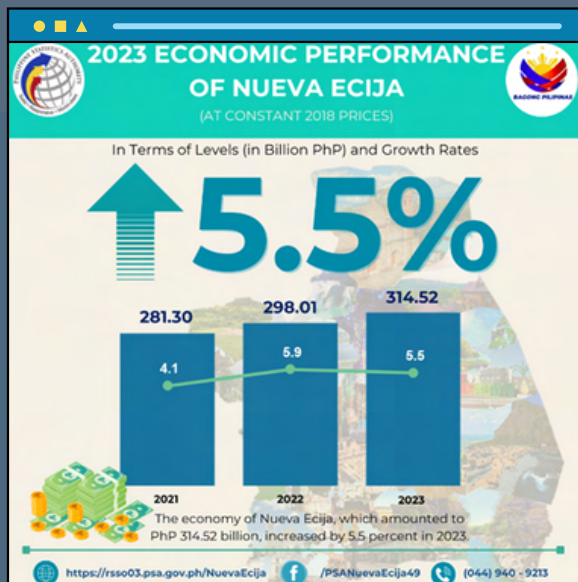
PABATID SA PUBLIKO

Alinsunod sa deklarasyon ng Malacañang patungkol sa suspensyon ng pasok sa mga paaralan at pampublikong tanggapan dulot ng bagyong "KRISTINE", ang Philippine Statistics Authority - Nueva Ecija kabilang ang CRS Outlet Cabanatuan ay mananatiling sarado bukas, 25 Oktubre 2024.

Lahat ng naka-book na kliyente na nag-aapply ng Civil Registry Documents sa naturang araw ay pinapayuhan na i-check ang kanilang mga email para sa bago nilang schedule.

Maraming salamat at ibayong pag-ingat para sa lahat!

<https://rso03.psa.gov.ph/NuevaEcija> [f /PSANuevaEcija49](#) [@NuevaEcijaPSA](#)



PRESS RELEASE



PhilSys Nueva Ecija Took Part 30th TESDA Anniversary and National Tech-Voc Day

PRESS RELEASE



PSA Provides Fortified Services to 4Ps Members

PRESS RELEASE




PhilSys Nueva Ecija: Ang Unang Hakbang sa Pagkakakilanlan

NUEVA ECIJA FISHERIES VOLUME OF PRODUCTION QUARTER 3 JULY-SEPTEMBER 2024

Fish Type	Q3 2024 Volume (kg)	% Increase/Decrease
TILAPIA	332.41	+3.19%
CATFISH	425.89	+96.43%
MUDFISH	12.71	+195.11%

PHILIPPINE IDENTIFICATION SYSTEM

STEP-2 REGISTRATION at Brgy. San Roque, Cabaao, Nueva Ecija



December 27, 2024

PSA Nueva Ecija Launches Rehistro Bulilit in Bliss Malasin, San Jose City



MAY TANONG AKO?
Pwede bang i-save ang kopya ng digital National ID?



OO! Ayen sa PSA Public Advisory, ang mga registered persons ay maaaring kuhanan ng screenshot at i-save sa smartphone or device ang kanilang Digital National ID

Digital ID accepted as Valid ID for mobile banking, e-wallet services






PSA NUEVA ECIJA OFFICIALS



PHILIPPINE STATISTICS AUTHORITY - NUEVA ECIJA

ANNUAL REPORT 2024



GIRLIE G. DE GUZMAN

Officer-In-Charge
Supervising Statistical
Specialist



ENGR. ROMMEL L. PAYAWAL

Senior Statistical
Specialist





JONABEL C. YU

Statistical
Specialist II



ENGR. ROBERT J. CONCEPCION

Statistical
Specialist II





PHILIPPINE STATISTICS AUTHORITY - NUEVA ECIJA

ANNUAL REPORT 2024

Statistical Unit



RIA C. SALVADOR

Statistical
Specialist II

**EDITHA U.
BRIGUELA**

Statistical
Specialist II





**HILARIO T. DELOS
SANTOS**

Statistical Specialist II



APHRODITE A. ORTIZ

Statistical Specialist II
(Contractual)



EZAIRO RAFAINO BUENAVENTURA

Information Systems
Analyst I
(Contractual)



DULCE AMOR I. CABICO

Statistical Analyst





**GEMMALYN L.
FERNANDEZ**

Statistical Analyst



**SHARA MAE E.
BERGADO**

Statistical
Analyst



**QUEEN ROSHAINE C.
MANQUIZ**

Statistical Analyst



RONOEL BOTE JR.

Statistical
Analyst





DANILO M. VALEDA

Assistant Statistician



**JING CARLA P.
SILDO**

Administrative
Assistant III



**JOYCE ANN B.
VALDEZ**

Administrative
Officer I



JOEY HILL T. PATRICIO

Administrative Aide VI



NIÑA J. PANGILINAN

Registration Officer II

RONAVEL AQUINO

Registration Officer I





Contract of Service Workers

PhilSys



**Mark Joseph U.
Briguela**

PhilSys Focal Person

**Abigail S.
Dumlao**

Informations
Systems
Analyst I





Contract of Service Workers

PhilSys



Christaline N. Pili

Administrative Clerk



**Melanie L.
Sanidad**

Utility



Contract of Service Workers Administrative



**Keren Angelie T.
Tedoco**

Administrative Aide IV

**Anna Marie T.
Tinaya**

Administrative Aide IV





Contract of Service Workers Administrative



Lorna T. Concepcion

Accounting Clerk (CBMS)

**Ma. Theresa
M. Nieves**

PSO Clerk
(CBMS)





Contract of Service Workers *Statistical Unit*



Judy Ann F. Del Rosario

Administrative Aide IV



Meljone P. Timbol
Birth Registration Officer



Victorino Quijano
Birth Registration
Officer



Contract of Service Workers

CRS



Marites G. Tariga

Administrative Aide IV



Contract of Service Workers

Driver

Mike Ogalesco

Driver





2024 ANNUAL REPORT Contributors

Updates on regular activities:

Labor Force Survey by Provincial Focal Robert Concepcion
Annual Poverty Indicators Survey (APIS) by Provincial Focal Robert Concepcion
Survey on Overseas Filipinos (SOF) by Provincial Focal Robert Concepcion
Quarterly Fisheries and Inland Fisheries Survey by Provincial Focal Jonabel Yu
Backyard Livestock and Poultry Survey (BLPS) by Provincial Focal Rommel Payawal
Commercial Livestock and Poultry Survey (CLPS) by Provincial Focal Rommel Payawal
Quarterly Survey of Philippine Business and Industry (QSPBI) by Provincial Focal Jonabel Yu
Rice and Corn Stocks Survey: Household (RCSS: H) by Provincial Focal Hilario Delos Santos
Rice and Corn Stocks Survey: Commercial (RCSS: C) by Provincial Focal Hilario Delos Santos
Consumer Price Index by OIC Girlie G. De Guzman
Philippine Identification System (PhilSys) by Provincial Focal Mark Joseph U. Briguela
Civil Registration by Ria Salvador, and Niña Pangilinan
Functional Literacy Education, and Mass Media Survey (FLEMMS) by Provincial Focal Editha Briguela
Building Permits by Danila Valeda
2024 POPCEN-CBMS by Aphrodite Ortiz

Information Dissemination activities:

2024 Monthly Inflation Report by Danilo Valeda, Shara Bergado, et. al
Monthly Gazette by Shara Bergado and Editha U. Briguela
Public Consultation on Minimum Wage Determination by Aphrodite Ortiz & Rommel Payawal
DWNE Teleradyo Guestings by attending staff
2022 ASPBI and QSPBI Provincial Respondent's Forum by Ronoel Bote Jr and Jonabel Yu
Civil Registration Info Dissemination by Ria Concepcion, and Niña Pangilinan, et. al
Provincial Product Accounts (PPA) by Shara Bergado & Ria Concepcion
Municipal/City Agriculturist Monthly Meeting by Queen Roshaine Maniquiz
2023 CBMS Data Review for LGU Pantabangan by Aphrodite Ortiz

Other activities:

34th Civil Registration Month by Ria Concepcion & Niña Pangilinan
35th National Statistics Month by Ria Concepcion, Editha Briguela, Aphrodite Ortiz
35th NSM and 1st Dangal Estadistika by Aphrodite Ortiz
28th Philippine Statistics Quiz (PSQ) by Robert Concepcion
Corporate Social Responsibility by Queen Roshaine Maniquiz, Editha Briguela, et. al
2024 Regional Data Festival by Aphrodite Ortiz



Other special occasions and activities, infographics, and social cards:

Girlie De Guzman
Rommel Payawal
Jonabel Yu
Ria Salvador
Editha Briguela
Hilario Delos Santos
Aphrodite Ortiz
Ezairo Buenaventura
Dulce Amor Cabico
Gemmelyn Fernandez
Shara Mae Bergado
Queen Roshaine Maniquiz
Anna Marie Tinaya
Ma. Theresa Nieves
Meljone Timbol
Marites Tariga
All Field Personnel

Ronoel Bote Jr.
Danilo Valeda
Jing Carla Sildo
Joyce Ann Valdez
Joey Hill Patricio
Niña Pangilinan
Ronavel Aquino
Mark Joseph Briguela
Abigail Dumlao
Christaline N. Pili
Melanie Sanidad
Keren Tedoco
Lorna Concepcion
Judy Ann Del Rosario
Victorino Quijano
Mike Ogalesco

Aphrodite A. Ortiz
APHRODITE A. ORTIZ
Contributing Editor

Girlie G. De Guzman
GIRLIE G. DE GUZMAN
Editor in Chief



3/F Harrison Building, Maharlika Highway, Dicarma, Cabanatuan City 3100
Telephone: (044) 940-9213, psanuevaecija@gmail.com
www.psa.gov.ph