



SPECIAL RELEASE

Livestock and Poultry Production in Tarlac 2022 and 2023

Date of Release: 06 December 2024
Reference No. 2024-SRLPS-Dec2024-048

Livestock and Poultry Production posted a growth in Tarlac

Livestock and Poultry production posted a growth in Tarlac. The total volume of production of livestock and poultry in 2023 reached 4,987,216.46 metric tons, which was 3.24 percent higher than 4,831,459.80 metric tons recorded in 2022. During the same year, the volume of production in poultry had the biggest contribution. (Table 1).

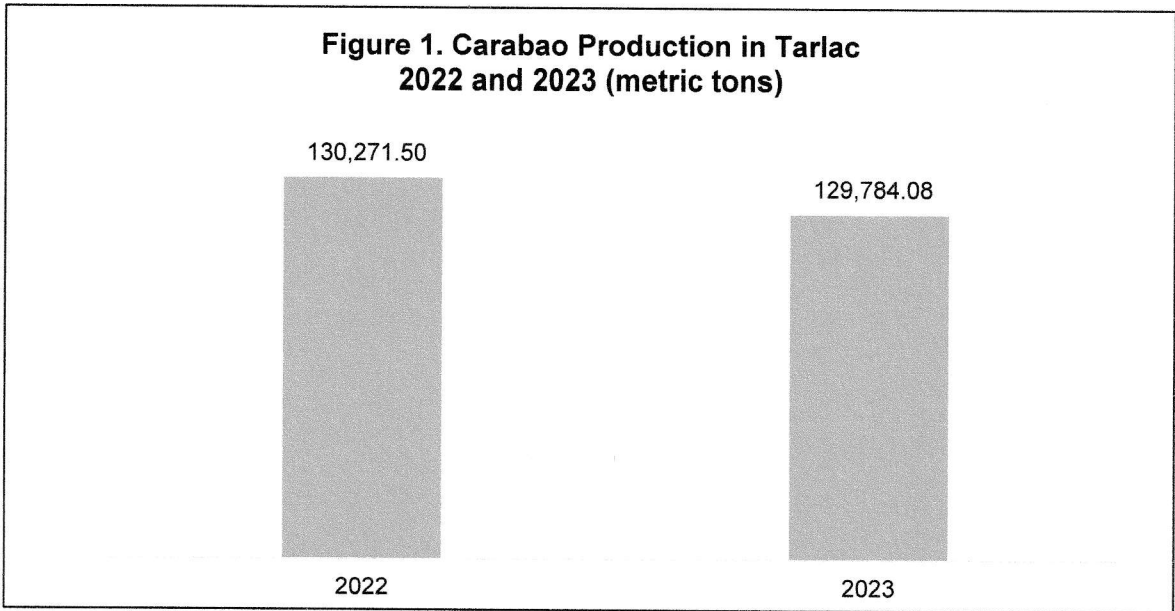
Table 1. Livestock and Poultry Volume of Production, Tarlac: 2022-2023

Livestock and Poultry	Volume of Production (MT)		Percent Change
	2022	2023	
TOTAL	4,831,459.80	4,987,998.46	3.24
Livestock	2,174,422.25	2,228,216.45	2.47
Carabao	130,271.50	129,784.08	-0.37
Cattle	236,648.40	234,415.24	-0.94
Hog	1,737,119.08	1,793,929.93	3.27
Goat	70,383.27	70,087.21	-0.42
Poultry	2,657,037.54	2,759,782.00	3.87
Chicken	1,866,652.36	1,946,933.88	4.30
Duck	26,250.52	26,967.35	2.73
Chicken Egg	708,499.62	731,361.82	3.23
Duck Egg	55,635.05	54,518.96	-2.01

Source: www.psa.gov.ph (openstat)

Carabao Production Decline by 0.37 percent in 2023

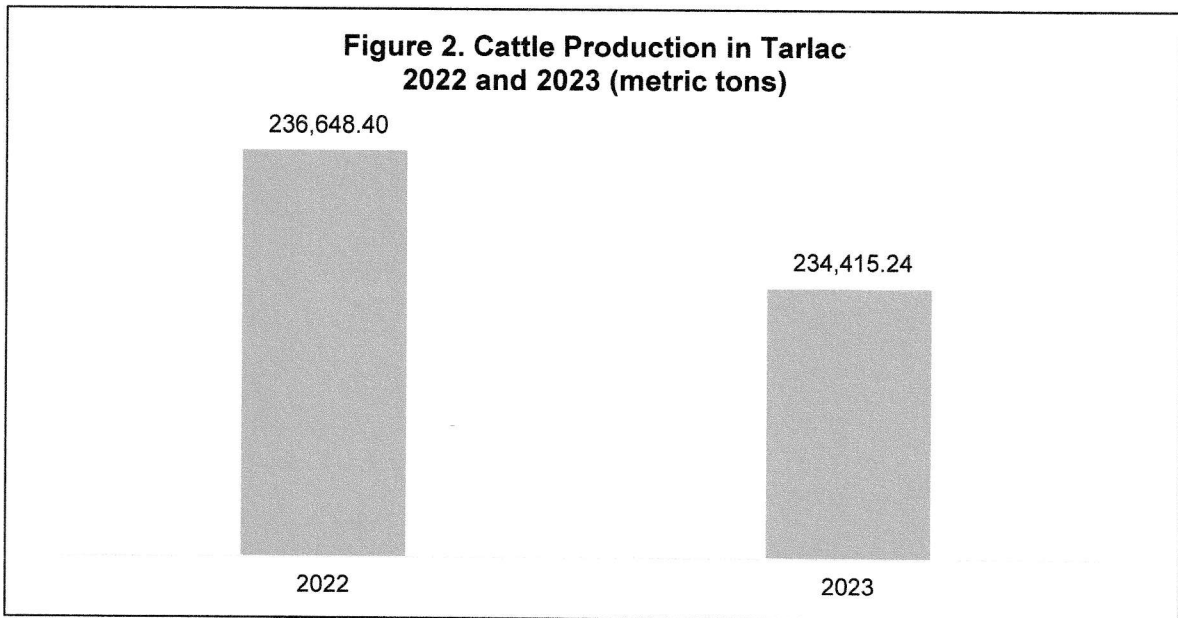
The total volume of the Carabao production in Tarlac decline by 0.37 percent or decrease by 487.42 metric tons, from 130,271.50 metric tons liveweight in 2022 to 129,784.08 metric tons live weight in 2023. (Figure 1 and Table 1)



Source: www.psa.gov.ph (openstat)

A Decrease of 0.94 Percent for Cattle Production in 2023

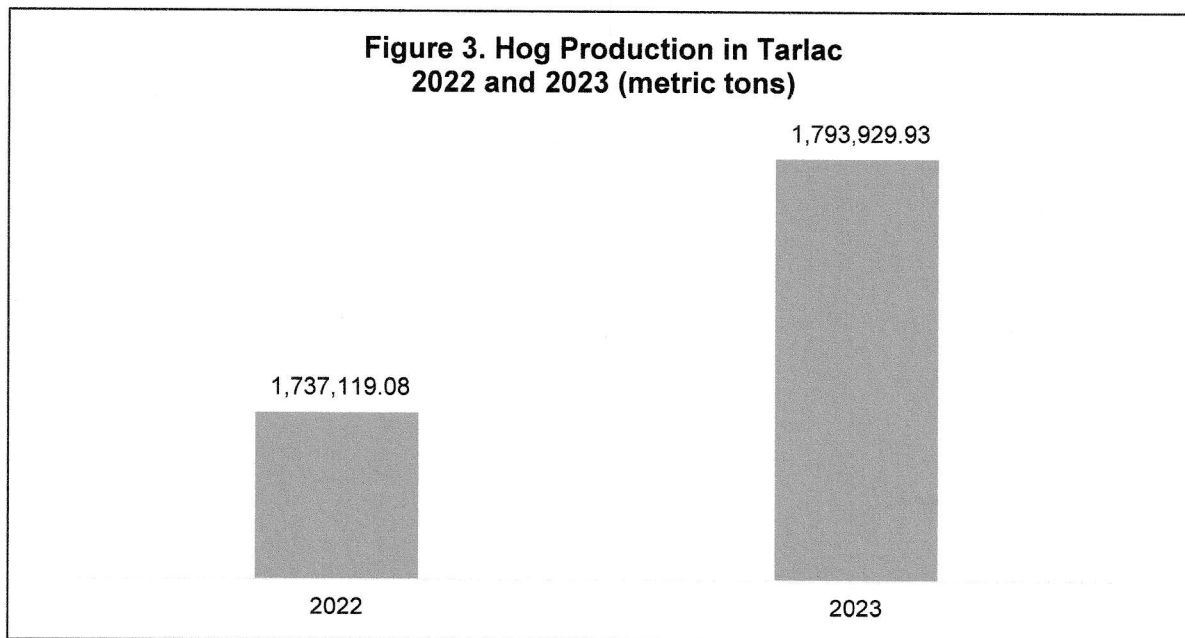
For cattle in the province, the total volume of production for 2022 was estimated to be 236,648.40 metric tons liveweight which was 0.94 percent lower than in 2023 at 234,415.24 metric tons liveweight. (Figure 2 and Table 1)



Source: www.psa.gov.ph (openstat)

An Increase of 3.27 Percent for Hog Production in 2023

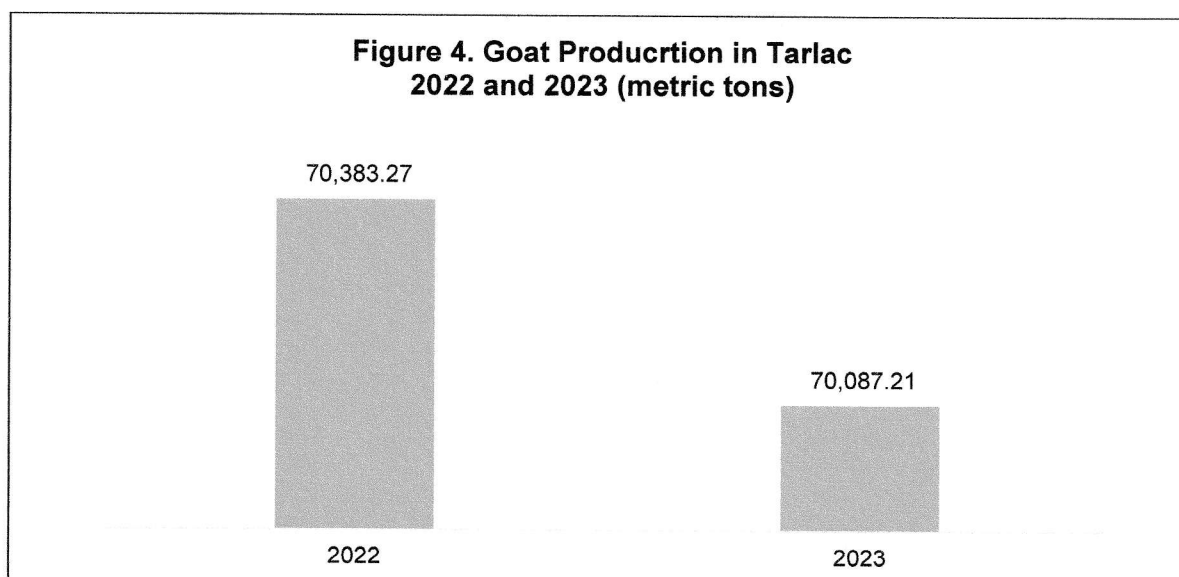
An increase of 3.27 percent for hog production in the province which was reported at 1,793,929.93 metric tons liveweight in 2023 compared to 2022 with 1,737,119.08 metric tons liveweight. (Figure 4 and Table 1)



Source: www.psa.gov.ph (openstat)

Goat Production Drop by 0.42 percent

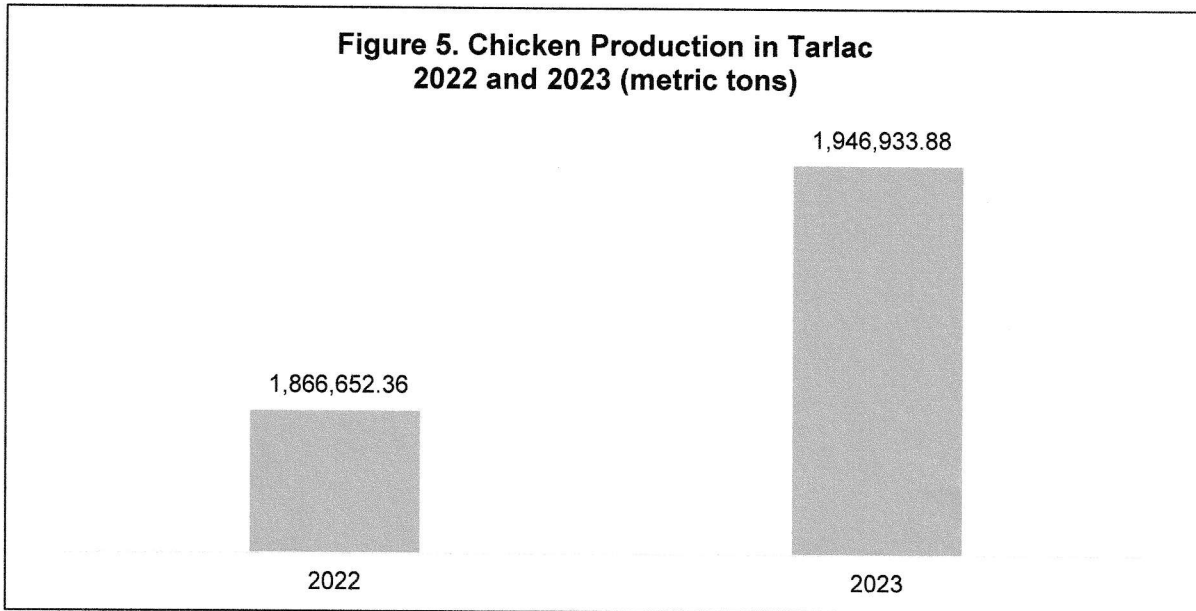
The goat volume production in the province for 2023 dropped by 0.42 percent or 296.06 metric tons liveweight from 70,383.27 metric tons liveweight in 2022 to 70,087.21. (Figure 3 and Table 1)



Source: www.psa.gov.ph (openstat)

Chicken Production Went Up by 4.3 Percent in 2023

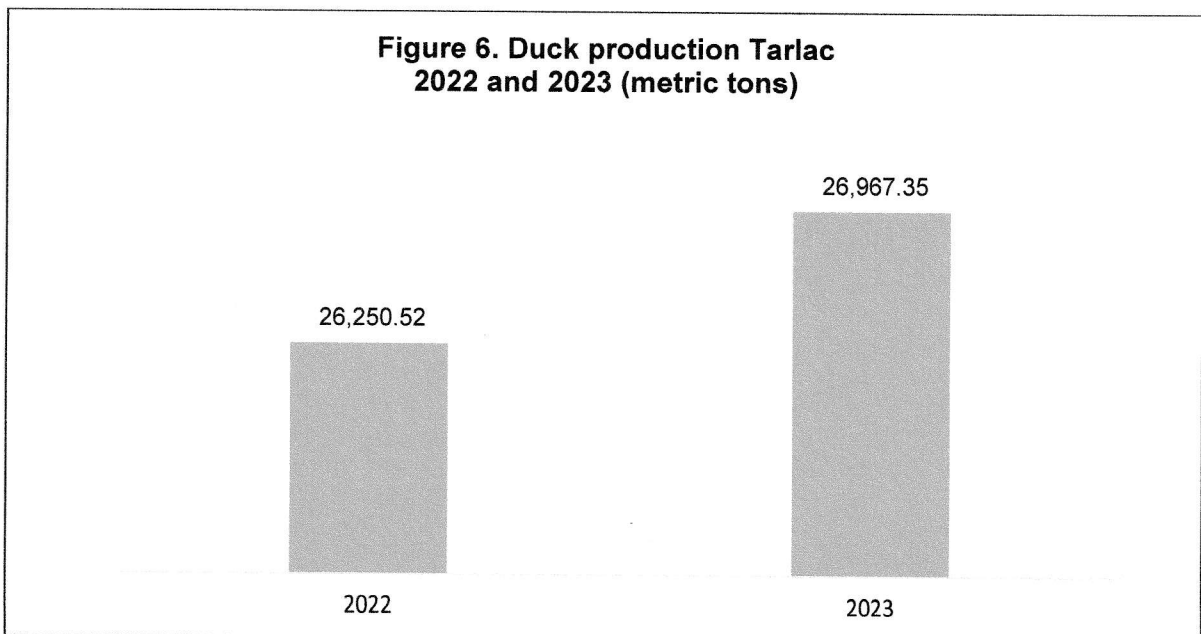
There is an increase of 4.3 percent chicken in 2023 giving 1,946,933.88 metric tons liveweight as compared to the chicken in 2022 which gives 1,866,652.36 metric tons liveweight. (Figure 5 and Table 1)



Source: www.psa.gov.ph (openstat)

An Increase of 2.73 percent in 2023 for Duck Production

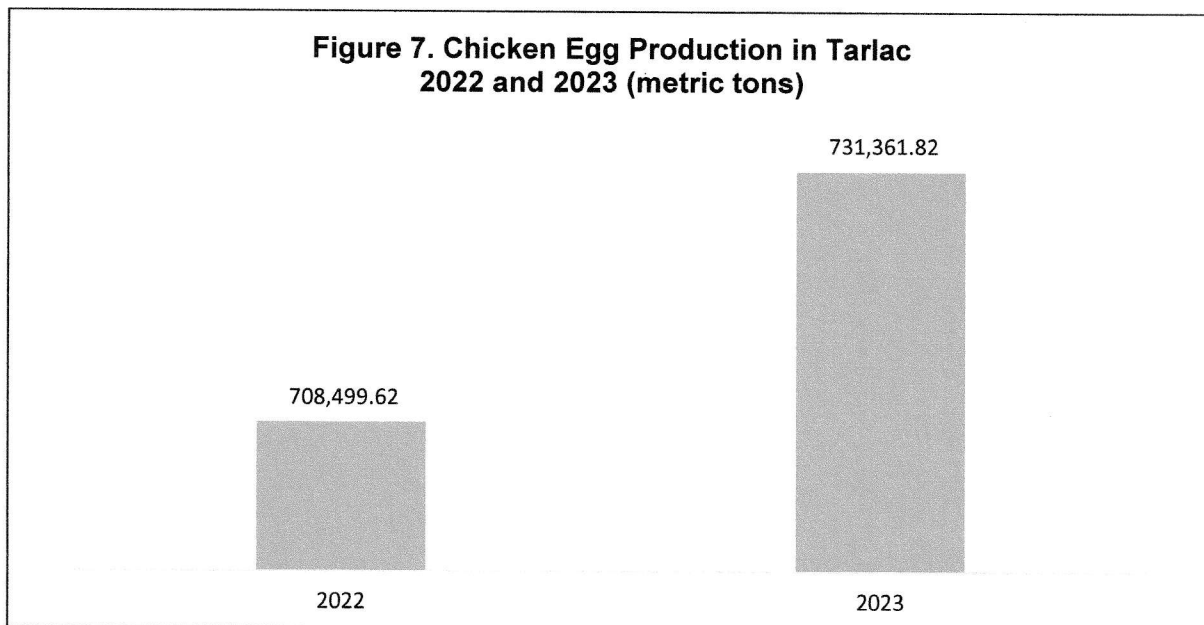
There is an increase of 2.73 percent duck in 2022 to 2023 giving 26,250.52 metric tons to 26,967.35 metric tons, a difference of 716.83 metrics tons. (Figure 6 and Table 1)



Source: www.psa.gov.ph (openstat)

Chicken Egg Production Went Up By 3.23 percent

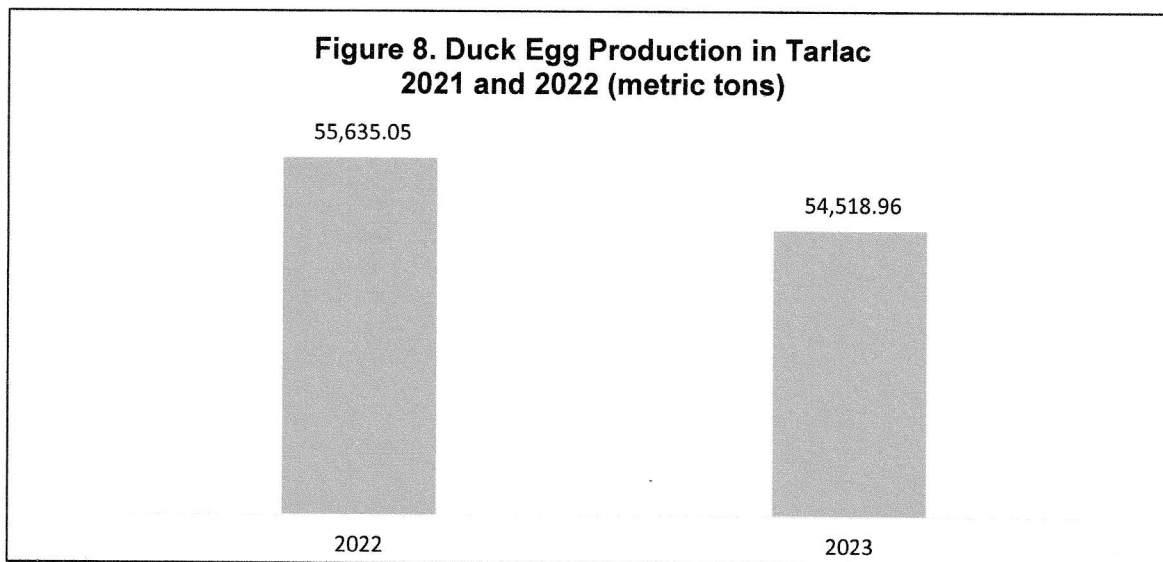
The chicken egg production in the province went up by 3.23 percent in 2022 to 2023 from 708,499.62 metric tons liveweight to 731,361.82 metric tons liveweight. (Figure 7 and Table 1)



Source: www.psa.gov.ph (openstat)

Duck Egg Production went down to 2.01 percent

The production of duck egg in 2023 went down by 2.01 percent or 1,116.09 metric tons in live weight from 55,635.05 metric tons in 2022 to 54,518.96 in 2023. (Figure 8 and table 2)



Source: www.psa.gov.ph (openstat)

EXPLANATORY NOTES

The data for this special release were collected by the Philippine Statistics Authority (PSA) through the two (2) major surveys, namely:

1. The Backyard Livestock and Poultry Surveys (BLPS)
2. The Commercial Livestock and Poultry Surveys (CLPS)

These two surveys aim to generate primary data on inventory /population and supply and disposition of animals from backyard farms (small holder) and commercial farms.

Other surveys that supplement the data requirements of the Livestock and Poultry sector is the Compilation of Data from Slaughterhouses and Poultry Dressing Plants (CDSPDP). This survey is done monthly and utilizes monthly administrative data from accredited slaughterhouses and poultry dressing plants including the Locally Registered Meat Establishments (LRMEs).

TECHNICAL NOTES

Livestock refers to farm animals kept or raised for consumption, work or leisure. For purposes of censuses and surveys, livestock covers only those that are tended and raised by an operator.

Poultry is a collective term for all domesticated avian for the purpose of food consumption or, the carcass of such avian dressed/processed for human consumption.

Production. refers to the volume of indigenous (locally raised) animals disposed for slaughter plus animals exported or shipped out for slaughter both in live weight equivalent.

Backyard Farm/Raiser- refers to any farm or household raising at least one head of animal or bird and does not qualify as a commercial farm.

Commercial Livestock Farm/Operator - refers to any livestock operator or farm which operation satisfies at least one of the following conditions: a) at least 21 head of adults and zero young b) at least 41 head of young animals c) at least 10 head of adults and 22 head of young animals.

Commercial Poultry Farm/Operator- refers to any poultry operator or farm which operation satisfies at least one of the following conditions: a) 500 layers or 1,000 broilers b) 100 layers and 100 broilers if raised in combination c) 100 head of duck regardless of age.

Approved for Release:



HERMAN J. VITAL
Chief Statistical Specialist

BJDU / ECU