

# SPECIAL RELEASE

## Livestock and Poultry Inventory in Aurora: Third Quarter 2024

Date of Release: December 09, 2024  
Reference No. 2024-SRL&P-2024-020

### Poultry Inventory in heads in Aurora Increased by 9.82 percent

The total inventory of poultry products in Aurora increased to 172,538 heads in the third quarter of 2024 from 157,116 heads in 2023 or by 9.82 percent growth. (Table 1)


The total poultry inventory in Aurora was comprised of broiler, layer, native/improved chicken and duck. Among the total poultry inventory on the third quarter of 2024, Native/Improved chicken recorded the highest inventory with 118,346 heads, followed by Duck with 52,319 heads. While Layer had 1,873 heads as of the third quarter of 2024.

**Table 1. Poultry Inventory by Animal Type, Aurora: Third Quarter 2023-2024**

POULTRY	Inventory (heads)		Percent Change
	As of October 1, 2023	As of October 1, 2024	
<b>Poultry</b>	157,116	172,538	9.82 %
Chicken	108,137	120,219	11.17 %
Broiler	0	0	0
Layer	0	1,873	
Native/Improved	108,137	118,346	9.44 %
Duck	48,979	52,319	6.82 %

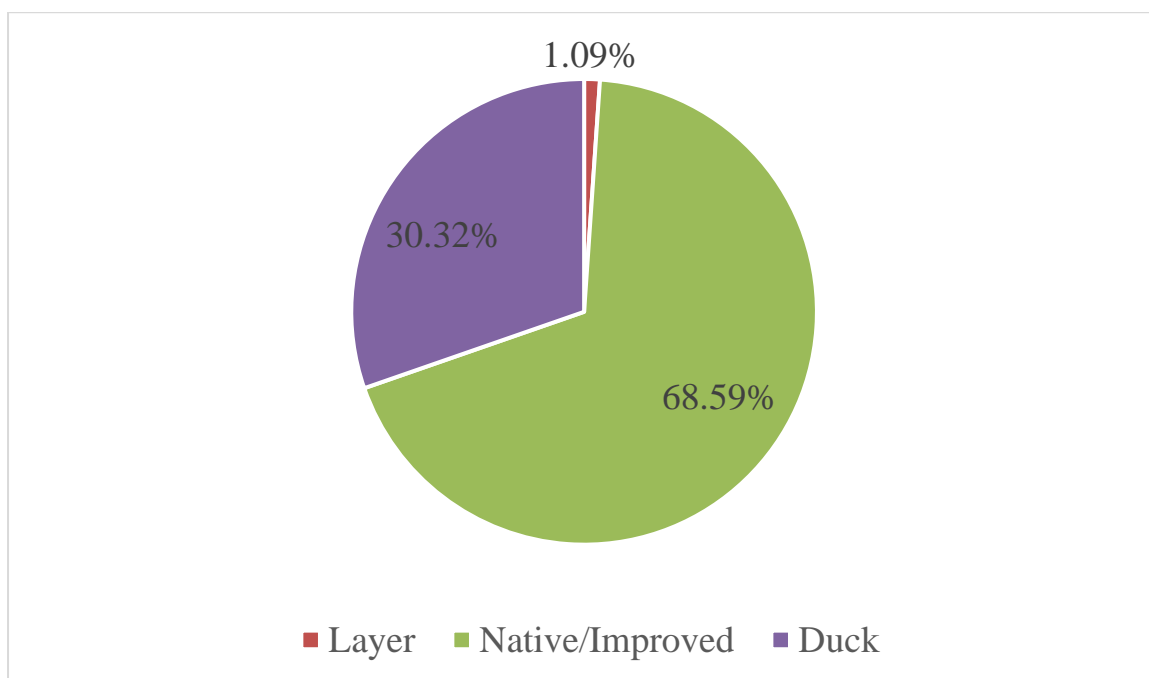
Source: Philippine Statistics Authority, Livestock and Poultry Inventory by Animal Type Survey

Among these types of poultry, Native/Improved chicken contributed 68.59 percent of the total inventory of poultry in 2024 followed by Duck at 30.32 percent. While the Layer chicken contributed 1.09 percent.



Meanwhile, broiler had no share in the third quarter of 2024 poultry inventory. (Figure 1)

**Figure 1. Percent Distribution of Poultry Inventory by Type, Aurora: Third Quarter 2024**



Source: Philippine Statistics Authority, Livestock and Poultry Inventory by Animal Type Survey

### Livestock Inventory in heads in Aurora Decreased by 3.66 percent

The total livestock inventory in Aurora was comprised of carabao, cattle, goat, and swine. Among these animals, cattle inventory contributed to the decrease by recording a -2 percent or 21,213 heads in 2024 from 21,568 heads in 2023. Swine recorded the highest increase at 13.58 percent, followed by Goat at 3.19 percent. (Table 2)

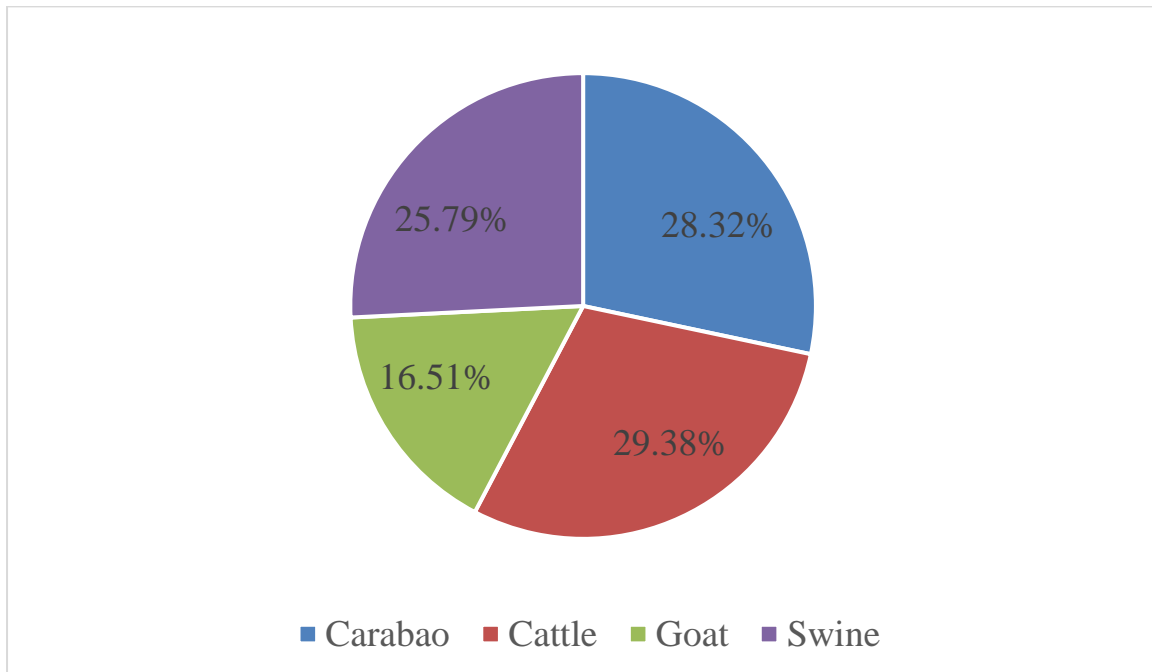
**Table 2. Livestock Inventory by Animal Type, Aurora: Third Quarter 2023-2024**

LIVESTOCK	Inventory (heads)		Percent Change
	As of October 1, 2023	As of October 1, 2024	
<b>Livestock</b>	74,952	72,210	-3.66 %
Carabao	20,279	20,449	0.84 %
Cattle	21,568	21,213	-2 %
Goat	11,556	11,925	3.19 %
Swine	21,549	18,623	13.58 %


Source: Philippine Statistics Authority, Livestock and Poultry Inventory by Animal Type Survey

In addition to this, Cattle had the highest percent share in livestock inventory at 29.38 percent in the third quarter of 2024 followed by the inventory of Carabao at 28.32 percent. While Goat had the least contribution on the inventory which had 16.51 percent shared. (Figure 2)

**Figure 2. Percent Distribution of Livestock Inventory by Animal Type, Aurora: Third Quarter 2024**



Source: Philippine Statistics Authority, Livestock and Poultry Inventory by Animal Type Survey

  
**FERDINAND E. SANTIAGO**  
(Supervising Statistical Specialist)  
Officer-in-Charge

## TECHNICAL NOTES

The Livestock and Poultry Performance Report presents an overview of the performance trends in inventory for carabao, cattle, goat, swine, and various types of chickens, along with the volume of production, including chicken eggs. The data for this special release were meticulously gathered by the Philippine Statistics Authority (PSA) through two primary surveys: (1) The Backyard Livestock and Poultry Survey (BLPS), conducted every quarter, covers a comprehensive sample size of 200 households. This survey serves to capture the dynamics of livestock and poultry inventory at the household level; (2) The Commercial Livestock and Poultry Survey (CLPS), also administered quarterly, encompasses a broader scope. It involves data collection from various sectors, including carabao farm, cattle farms, goat farms, swine farms, native chicken farms, layer farms, broiler commercial farms and contract growers, all as of October 1, 2023 and October 1, 2024.

- Livestock – farm animals kept or raised for consumption, work or leisure. In general, poultry is separated as a distinct group of farm animals. For purposes of census and surveys, livestock covers only those that are tended and raised by an operator.
- Poultry – a collective term for all domesticated avian for food consumption or, the carcass of such avian dressed/processed for human consumption.
- Animal Inventory (also, Animal Population) – the number of domesticated animals in head present in the farm at specific reference date.
- Dressing – the progressive separation on the dressing floor of food animal into carcass, offal and inedible by- products.
- Slaughter – refers to butchering of animals for the purpose of human consumption.
- Slaughterhouse/Dressing Plant – the premises that are approved and registered by a controlling authority in which food animals/birds are slaughtered and dressed for human consumption.

