

SPECIAL RELEASE

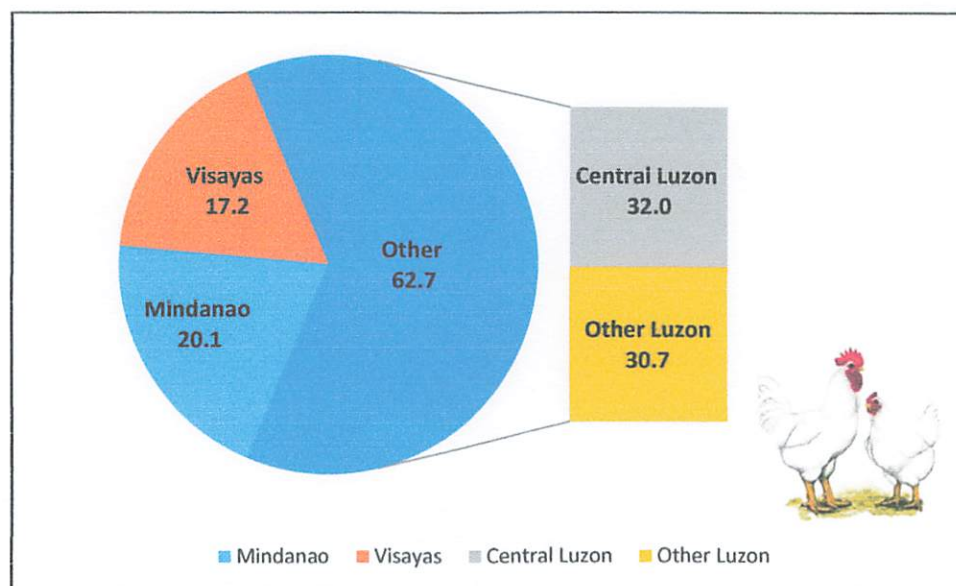
FINAL RESULTS Volume of Poultry Production in Central Luzon April to June 2024

Date of Release: 09 SEPTEMBER 2024
Reference No. 2024-SRLO-Q22024-187

Central Luzon Consistently Tops Chicken Production in the Country

- In April to June 2024, the total volume of chicken production in Central Luzon was registered at 166,791.6 metric tons, liveweight. It increased by 12,667.2 metric tons from the second quarter's production in 2023 which was recorded at 154,124.4 metric tons, liveweight. The noted growth was equivalent to 8.2 percent. (Table 1)
- Across the country, Central Luzon remained to be the top chicken producing-region. During the second quarter of 2024, it contributed almost one-third or 32.0 percent to the total volume of national chicken production. CALABARZON registered the second highest producer of chicken with 98,718.6 metric tons, liveweight and accounted for the 19.0 percent share. Third in rank was Northern Mindanao with 40,649.2 metric tons, liveweight. Its contribution to the national level's output was 7.8 percent. (Figure 1 and Table 2)

Figure 1. Percent Distribution of Volume of Production of Chicken by Island Group: Philippines, April to June 2024

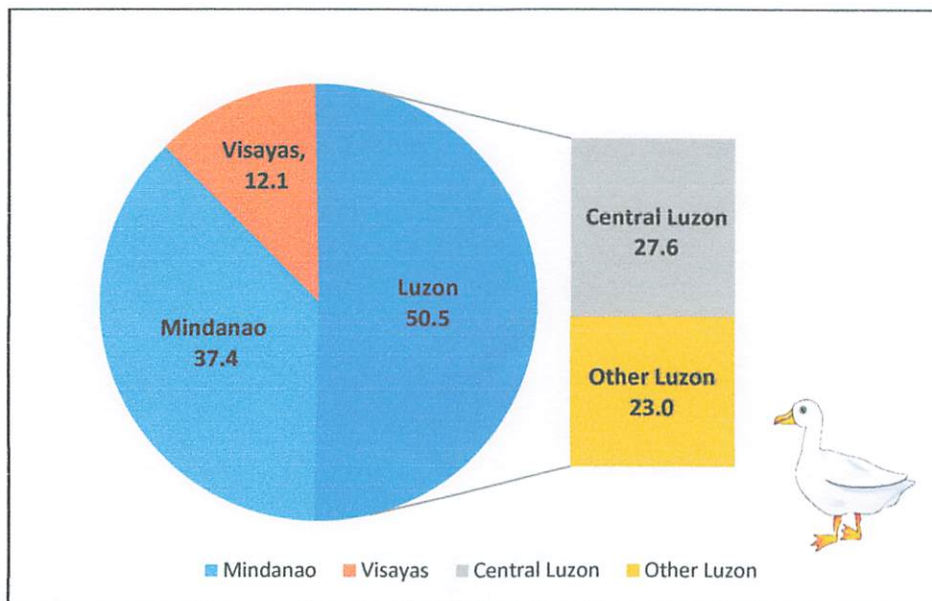


Source: Philippine Statistics Authority

Central Luzon Tops the Duck Production in the Country

- Central Luzon's total duck production in April to June 2024 was registered at 1,883.6 metric tons, liveweight. It went down by 64.6 metric tons or 3.3 percent change compared to the second quarter of 2023 with a recorded production of 1,948.2 metric tons, liveweight. (Table 1)
- Among the regions, Central Luzon continued to be the top-producer of duck in the country. The region's share was recorded at 27.6 percent. SOCCSKSARGEN ranked second, producing 1,390.1 metric tons of duck, which represented a 20.4 percent share. Cagayan Valley followed with 662.0 metric tons or an equivalent share of 9.7 percent in the national production. (Figure 2 and Table 2)

Figure 2. Percent Distribution of Volume of Production of Duck by Island Group: Philippines, April to June 2024



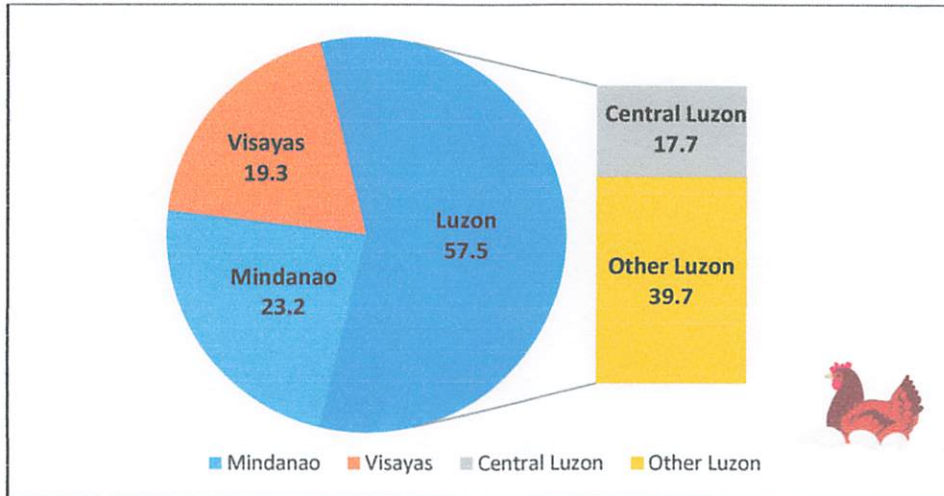
*Note: Details may not add up to total due to rounding.
Source: Philippine Statistics Authority*

Central Luzon's Chicken Egg Production Increases by 5.2 Percent

- In the second quarter of 2024, the total volume of chicken egg production in Central Luzon was reported at 35,075.0 metric tons. It increased by 1,732.5 metric tons compared to the produce in April to June 2023 with 33,342.5 metric tons. (Table 1)
- At the national level, CALABARZON was the top chicken egg-producing region from April to June 2024, with a production of 61,168.9 metric tons, contributing 30.9 percent to the total chicken egg output. Central Visayas ranked third, producing 23,390.4 metric tons, accounting for 11.8 percent of the total chicken egg production. (Figure 3 and Table 2)

✱

Figure 3. Percent Distribution of Volume of Production of Chicken Egg by Island Group: Philippines, April to June 2024



Note: Details may not add up to total due to rounding.

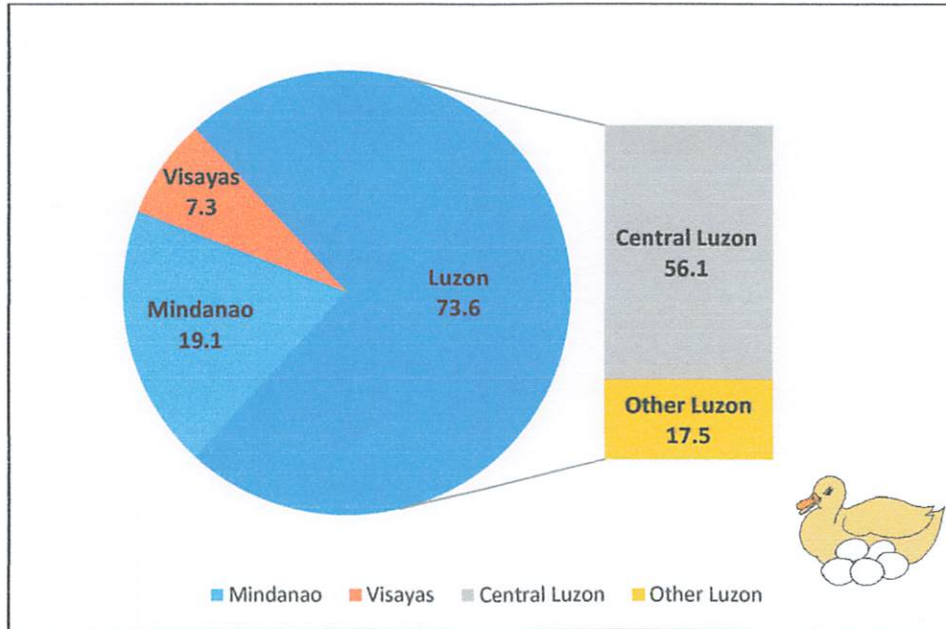
Source: Philippine Statistics Authority

Central Luzon Remains the Top Duck Egg-Producing Region

- From April to June 2024, the total volume of duck egg production in Central Luzon was recorded at 8,067.6 metric tons. It increased by 382.7 metric tons or an equivalent of 5.0 percent growth compared to the production in the same quarter of 2023. (Table 1)
- Among the regions, Central Luzon was the top duck egg-producer in the country during the second quarter of 2024. The region supplied more than one-half (56.1 percent) of the national output of 14,373.8 metric tons.
- Northern Mindanao was registered as the second highest in terms of duck egg production with 872.5 metric tons. This output shared 6.1 percent to the country's total volume of duck egg production. Western Visayas was the third highest producer of duck egg with a total produced of 842.5 metric tons and accounted 5.9 percent share to the nationwide volume of duck egg production in April to June 2024. (Table 2)

ff

Figure 4. Percent Distribution of Volume of Production of Duck Egg by Island Group: Philippines, April to June 2024



Source: Philippine Statistics Authority

ARLENE M. DIVINO
Regional Director

STATISTICAL TABLE

Table 1. Volume of Poultry Production by Commodity: Central Luzon,
April to June, 2023 and 2024
(in metric ton, liveweight)

Commodity	Volume of Production		Percent Change
	Q2 2024	Q2 2023	
Chicken	166,791.6	154,124.4	8.2
Chicken egg	35,075.0	33,342.5	5.2
Duck	1,883.6	1,948.2	(3.3)
Duck egg	8,067.6	7,684.9	5.0

Source: Philippine Statistics Authority

Table 2. Volume of Poultry Production by Region and Commodity:
Philippines, April to June 2024
(in metric ton, liveweight)

Region	Chicken	Chicken eggs	Duck	Duck eggs
PHILIPPINES	520,476.4	198,044.9	6,827.6	14,373.8
NCR	203.5			
CAR	2,031.9	1,192.1	180.5	160.5
Ilocos Region	23,518.2	5,191.9	181.9	190.1
Cagayan Valley	12,612.4	4,124.8	662.0	434.2
Central Luzon	166,791.6	35,075.0	1,883.6	8,067.6
CALABARZON	98,718.6	61,168.9	124.1	729.0
MIMAROPA	4,037.3	2,476.0	68.0	231.2
Bicol Region	18,543.7	4,527.6	348.0	687.3
Western Visayas	32,800.1	11,059.1	649.0	842.5
Central Visayas	38,431.6	23,390.4	80.7	62.3
Eastern Visayas	18,259.6	3,856.3	95.4	138.9
Zamboanga Peninsula	10,221.0	5,162.7	62.0	644.6
Northern Mindanao	40,649.2	19,088.3	641.1	872.5
Davao Region	25,958.8	7,839.5	342.9	420.8
SOCCSKSARGEN	21,505.0	10,650.3	1,390.1	539.0
Caraga	4,495.7	2,707.0	15.2	111.7
ARMM	1,698.2	512.6	99.9	162.6

Source: Philippine Statistics Authority



TECHNICAL NOTES VOLUME OF POULTRY PRODUCTION

This Special Release presents the data on volume of poultry production for April to June 2024 from the Backyard Livestock and Poultry Survey (BLPS) and Commercial Livestock and Poultry Survey (CLPS) in Central Luzon. Data are presented at the regional level by commodity in Table 1. Also, data are presented by region and by commodity in Table 2.

The BLPS and CLPS are two (2) major surveys conducted by PSA which aim to generate estimates on inventory, number of animals disposed, average farmgate price, egg production of poultry animals, milk production of dairy animals and other related data at the household level (BLPS) and to estimates on supply, disposition and other related data of livestock and poultry commodities from establishments (CLPS).

Survey	Survey Period	Reference Period
BLPS	01-08 July 2024	April to June 2024
CLPS	19 to 29 June 2024	April to June 2024

Definition of Terms

Volume of Production (operational definition) - the number of tended/raised animals disposed for slaughter including animals shipped-out for slaughter (in "head/bird" and in "liveweight equivalent").

Poultry - a collective term for all domesticated avian for the purpose of food consumption or, the carcass of such avian are processed for human consumption from household and establishment.

Backyard farm/raiser - refers to household raising at least one head of animal or bird and does not qualify as an establishment.

Animal Population (also Animal Inventory) - the actual number of animals (in head/bird) present in the household (BLPS) or establishment (CLPS) as of a specific reference date regardless of ownership.

Household – A person or group of persons who sleep under the same dwelling unit and usually have a common arrangement in the preparation and consumption of food.

Establishment - an economic unit which engages under a single ownership or control, i.e., under a single legal entity; in one or predominantly one kind of economic activity at a single fixed physical location. Thus, stores, shops, factories, mining companies, electric plants, transport companies, radio stations, hotels, restaurants, banks, insurance companies, real estate development companies and the like are considered establishments. For this survey, L&P establishments are establishments engaged in the raising (farming) and breeding of livestock and poultry animals in an establishment. Also, traders such as assemblers, distributors, etc. will be excluded in the survey.

Liveweight – the body weight of live animals disposed for slaughter.