

SPECIAL RELEASE

FINAL RESULTS

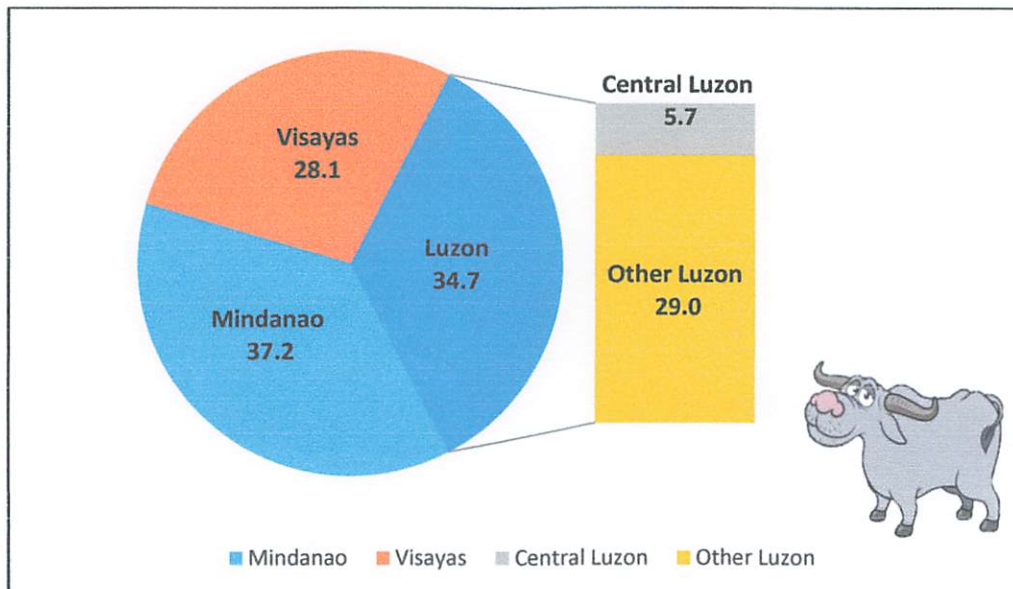
Volume of Livestock Production in Central Luzon April to June 2024

Date of Release: 09 September 2024
Reference No. 2024-USRP-Q22024-136

Carabao Production in Central Luzon Increases by 4.5 Metric Tons in the Second Quarter of 2024

- During the second quarter of 2024, the volume of carabao production in Central Luzon recorded 1,862.9 metric tons, liveweight. It grew by 79.7 metric tons or 4.5 percent compared to the 1,783.2 metric tons produce in April to June 2023. (Table 1)
- At the national level, Western Visayas registered the highest production of carabao with 4,524.7 metric tons (liveweight). Northern Mindanao followed with the second highest output at 3,091.6 metric tons while, Eastern Visayas ranked third with 2,951.4 metric tons. The top three regions contributed 13.8 percent, 9.4 percent, and 9.0 percent, respectively, to the total carabao production.
- Central Luzon ranked tenth in terms of volume of carabao production and shared 5.7 percent to the national output. (Table 2 and Figure 1)

Figure 1. Percent Distribution of Volume of Production of Carabao by Island Group: Philippines, April to June 2024

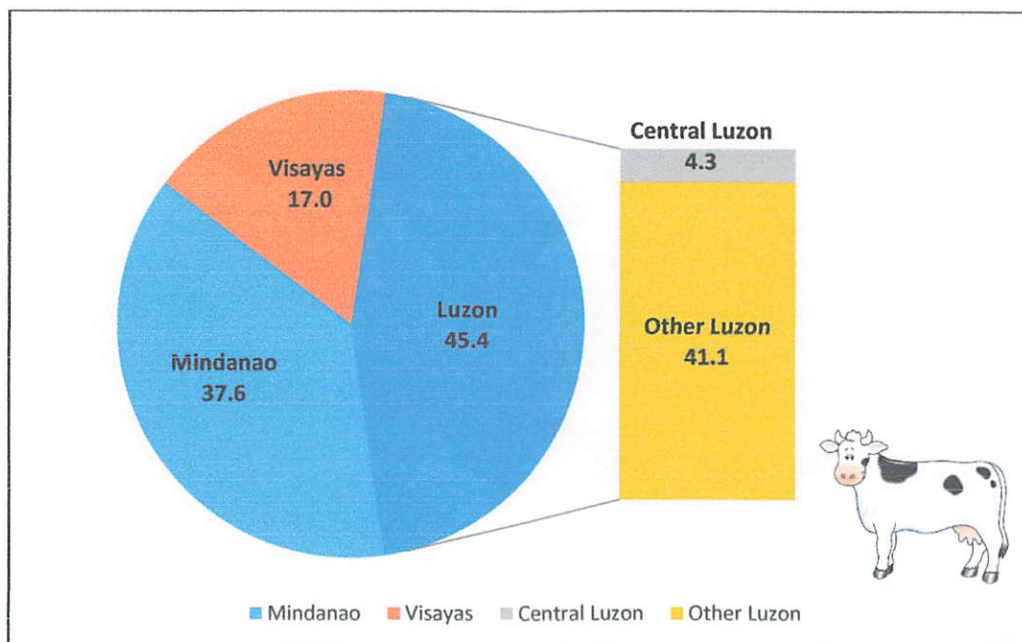


Source: Philippine Statistics Authority

Total Volume of Cattle Production Increases by 3.0 Percent

- The total volume of cattle production in Central Luzon was at 2,629.7 metric tons, liveweight from April to June 2024. It grew by 76.3 metric tons or an equivalent of 3.0 percent increase compared to the cattle production of 2,553.4 metric tons in the same quarter of 2023. (Table 1)
- Across the country, Northern Mindanao was the top-producing region in terms of cattle production with 10,635.8 metric tons, contributing 17.4 percent to the national produce. CALABARZON recorded the second highest with 7,931.9 metric tons or 13.0 percent share followed by Bicol Region which produced 5,640.2 metric tons from April to June 2024 and contributed 9.2 percent to the country's total cattle production during the second quarter of 2024.
- Meanwhile, Central Luzon ranked eleventh with a share of 4.3 percent to the country's cattle production. (Figure 2 and Table 2)

Figure 2. Percent Distribution of Volume of Production of Cattle by Island Group: Philippines, April to June 2024



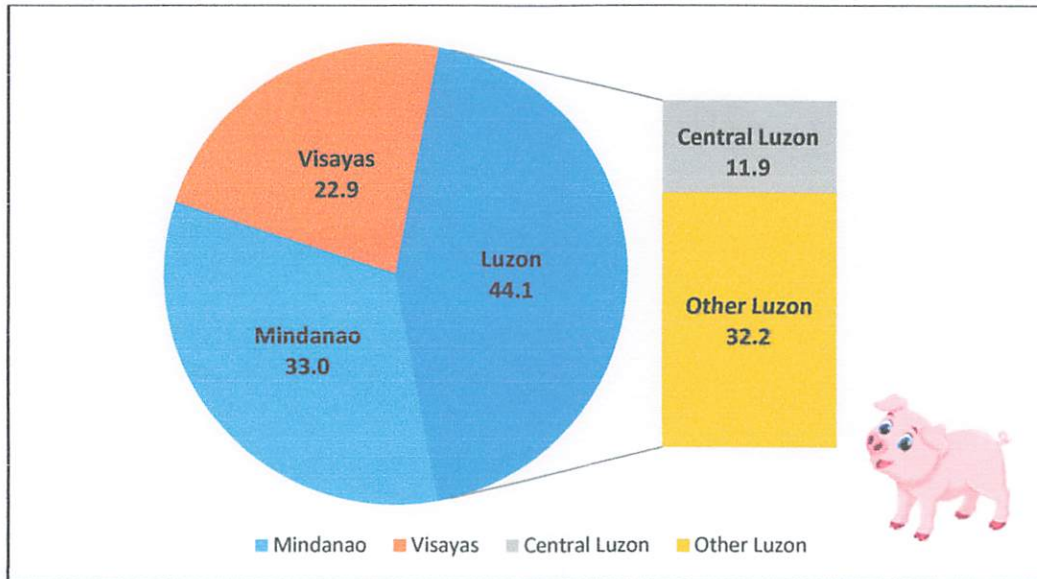
Source: Philippine Statistics Authority

Hog Production in Central Luzon Up by 18.2 Percent

- Central Luzon's total volume of hog production from April to June 2023 registered 42,346.7 metric tons, liveweight. During the same quarter of 2024, hog production grew by 7,722.8 metric tons which resulted to a total regional hog production of 50,069.5 metric tons. (Table 1)
- Compared to all the regions in the country, Central Visayas contributed the highest share in the total volume of hog production with 14.8 percent or an equivalent produce of 62,342.2 metric tons followed by CALABARZON with 57,608.3 metric tons and shared 13.6 percent. Northern Mindanao ranked third with a recorded produce of 53,567.2 metric tons which accounted for the 12.7 percent share in the national hog production. (Figure 3 and Table 2)

- In April to June 2024, Central Luzon shared 11.9 percent to the total volume of hog production in the country. The region's produce registered fourth highest among the hog-producing regions nationwide. (Figure 3)

Figure 3. Percent Distribution of Volume of Production of Hog by Island Group: Philippines, April to June 2024



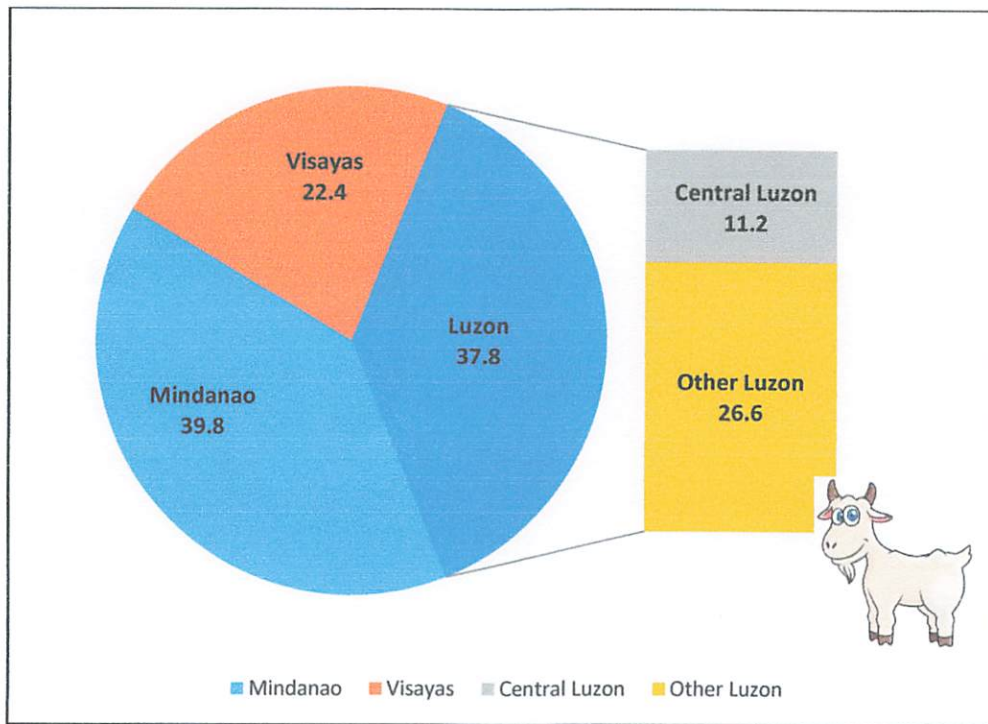
Source: Philippine Statistics Authority

Central Luzon's Total Goat Production Increases by 9.6 Percent

- During the second quarter of 2024, the total volume of goat production in Central Luzon was registered at 1,771.7 metric tons while the region's recorded produce of goat was 1,616.3 metric tons liveweight in same quarter of 2023. The goat production went up by 155.4 metric tons, translating to 9.6 percent increase in the total volume of goat production. (Table 1)
- Across the country, Central Visayas was the highest goat-producing region with 2,079.6 metric tons contributing 13.1 percent to the national goat production. Northern Mindanao marked the second highest with 2,012.9 metric tons of goat production, accounting for a 12.7 percent share. (Table 2)
- Central Luzon followed as third highest goat producing-region in the country with 11.2 percent share in April to June 2024. (Figure 4)

071

Figure 4. Percent Distribution of Volume of Production of Goat by Island Group: Philippines, April to June 2024



Source: Philippine Statistics Authority


ARLENE M. DIVINO
Regional Director

STATISTICAL TABLE

Table 1. Volume of Livestock Production by Commodity
Central Luzon, April to June, 2023 and 2024
(in metric ton, liveweight)

Commodity	Volume of Production		Percent Change
	Q2 2024	Q2 2023	
Carabao	1,862.9	1,783.2	4.5
Cattle	2,629.7	2,553.4	3.0
Hog	50,069.5	42,346.7	18.2
Goat	1,771.7	1,616.3	9.6

Source: Philippine Statistics Authority

Table 2. Volume of Livestock Production by Region and Commodity
Philippines, April to June 2024
(in metric ton, liveweight)

Region	Carabao	Cattle	Hog	Goat
PHILIPPINES	32,899.2	61,078.7	422,064.1	15,879.8
NCR	-	-	5.4	1.1
CAR	461.6	662.1	5,003.2	198.5
Ilocos Region	1,713.4	5,380.5	16,626.5	1,706.7
Cagayan Valley	2,036.4	2,988.3	8,714.7	340.5
Central Luzon	1,862.9	2,629.7	50,069.5	1,771.7
CALABARZON	2,217.0	7,931.9	57,608.3	1,029.5
MIMAROPA	1,204.0	2,500.1	23,780.5	512.4
Bicol Region	1,903.4	5,640.2	24,150.6	440.9
Western Visayas	4,524.7	4,869.8	24,391.1	1,385.4
Central Visayas	1,772.0	4,785.0	62,342.2	2,076.9
Eastern Visayas	2,951.4	697.7	10,160.4	103.0
Zamboanga Peninsula	1,955.5	2,843.2	23,439.0	531.2
Northern Mindanao	3,091.6	10,635.8	53,567.2	2,012.9
Davao Region	2,832.3	2,451.7	30,842.3	1,698.1
SOCCKSARGEN	1,401.2	3,462.6	24,963.8	961.4
Caraga	589.3	310.1	4,572.8	114.2
ARMM	2,382.5	3,290.2	1,826.8	995.4

Source: Philippine Statistics Authority

TECHNICAL NOTES

VOLUME OF LIVESTOCK PRODUCTION

This Special Release presents the data on volume of livestock production for April to June 2024 from the Backyard Livestock and Poultry Survey (BLPS) and Commercial Livestock and Poultry Survey (CLPS) in Central Luzon. Data are presented at the regional level by commodity in Table 1. Also, data are presented by region and by commodity in Table 2.

The BLPS and CLPS are two (2) major surveys conducted by PSA which aim to generate estimates on inventory, number of animals disposed, average farmgate price, egg production of poultry animals, milk production of dairy animals and other related data at the household level (BLPS) and to estimates on supply, disposition and other related data of livestock and poultry commodities from establishments (CLPS).

Survey	Survey Period	Reference Period
BLPS	01-08 July 2024	April to June 2024
CLPS	19 to 29 June 2024	April to June 2024

Definition of Terms

Volume of Production (operational definition) - the number of tended/raised animals disposed for slaughter including animals shipped-out for slaughter (in “head/bird” and in “liveweight equivalent”).

Livestock - farm animals kept or raised for consumption, work, or leisure. For purposes of census and surveys, livestock covers only those that are tended and raised by an operator (household) and establishment.

Backyard farm/raiser - refers to household raising at least one head of animal or bird and does not qualify as an establishment.

Animal Population (also Animal Inventory) - the actual number of animals (in head/bird) present in the household (BLPS) or establishment (CLPS) as of a specific reference date regardless of ownership.

Household – A person or group of persons who sleep under the same dwelling unit and usually have a common arrangement in the preparation and consumption of food.

Establishment - an economic unit which engages under a single ownership or control, i.e., under a single legal entity; in one or predominantly one kind of economic activity at a single fixed physical location. Thus, stores, shops, factories, mining companies, electric plants, transport companies, radio stations, hotels, restaurants, banks, insurance companies, real estate development companies and the like are considered establishments. For this survey, L&P establishments are establishments engaged in the raising (farming) and breeding of livestock and poultry animals in an establishment. Also, traders such as assemblers, distributors, etc. will be excluded in the survey.

Liveweight – the body weight of live animals disposed for slaughter.