

SPECIAL RELEASE

2021 BIRTH STATISTICS IN BULACAN

Date of Release: 31 December 2023

Reference No: 2023-SR-0314-07

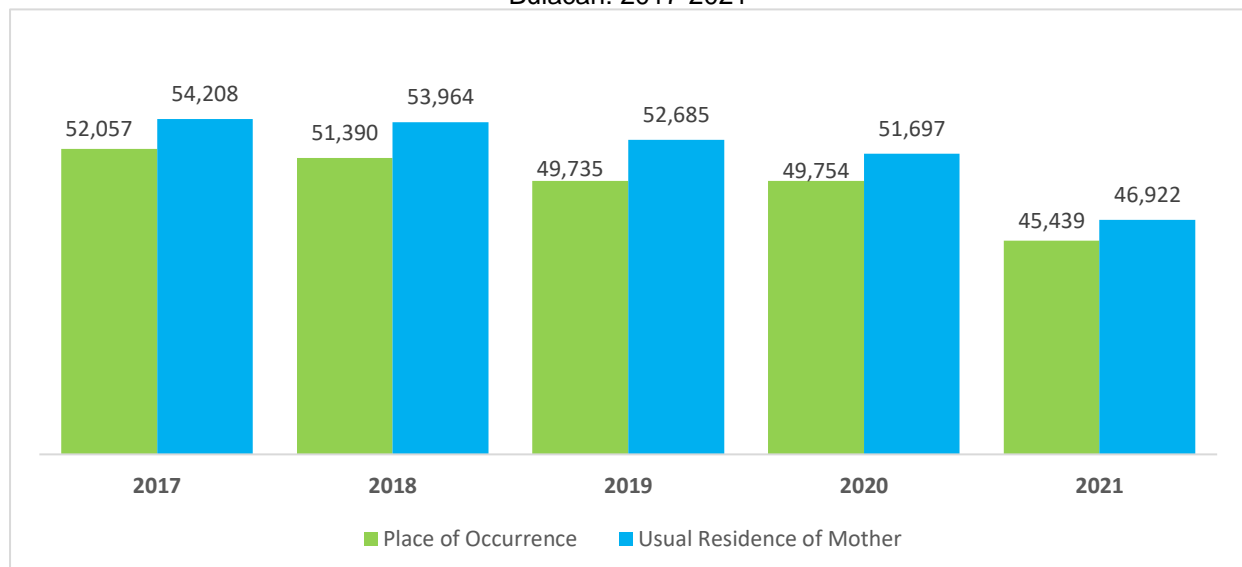
Explanatory Notes

Data on birth presented in this release were obtained from the statistical records in the Philippine Statistics Authority official website (www.psa.gov.ph) released last 23 February 2023. The statistical data available on the said portal are based from the Certificates of Live Birth (Municipal Form No. 102) that were registered at the Office of the City/Municipal Civil Registrars all throughout the province of Bulacan and forwarded to the Philippine Statistics Authority. The figures presented here include the registered births from January to December 2021.

Decrease in the birth population

There was generally a downward trend in the number of recorded live births by place of occurrence and usual residence of the mother in the Province of Bulacan from 2017 to 2021. There was a decrease of 8.7 percent in the registered births by place of occurrence in 2021 as compared to the 2020 figure. Subsequently, the registered births by usual residence of mothers in 2021 also declined by 9.2 percent as compared to 2020.

Figure 1. Number of Registered Births by Place of Occurrence and Usual Residence of Mother, Bulacan: 2017-2021

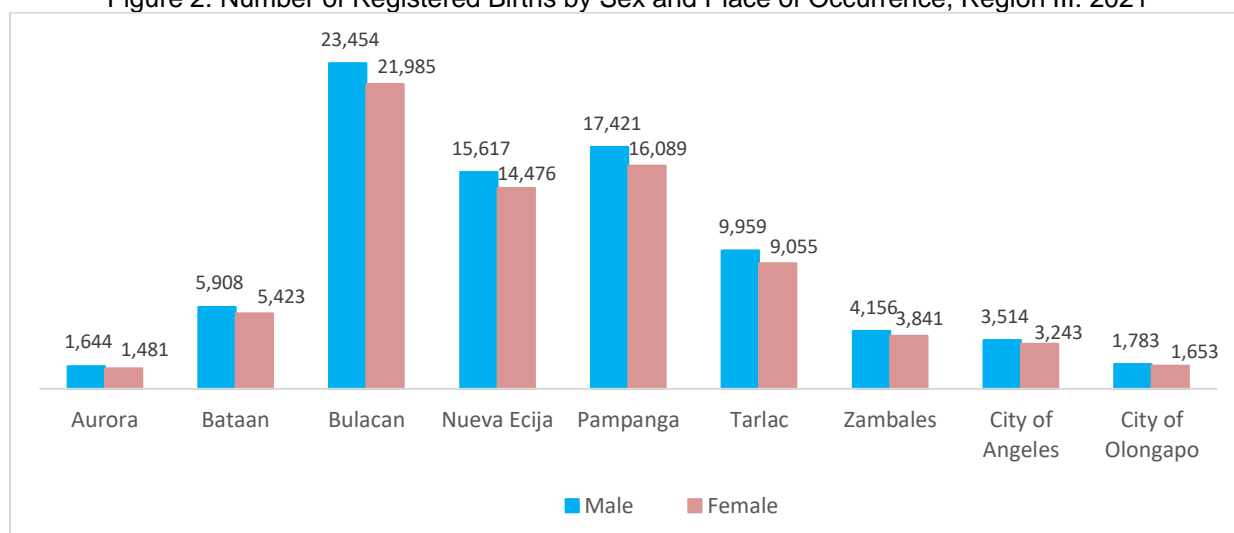


Source: Registered Live Births in the Philippines, 2021. Philippine Statistics Authority

Bulacan with the highest birth registration in Central Luzon

Among the provinces and independent cities in Region III, Bulacan had the highest number of registered births in 2021, with 23,454 males and 21,985 females. There were more males (51.6% share) as compared to females (48.4% share) in 2021.

Figure 2. Number of Registered Births by Sex and Place of Occurrence, Region III: 2021



Source: Registered Live Births in the Philippines, 2021. Philippine Statistics Authority

On average, 124 births occurred daily in the province for the year 2021 which implied that a baby was born every twelve minutes throughout the year.

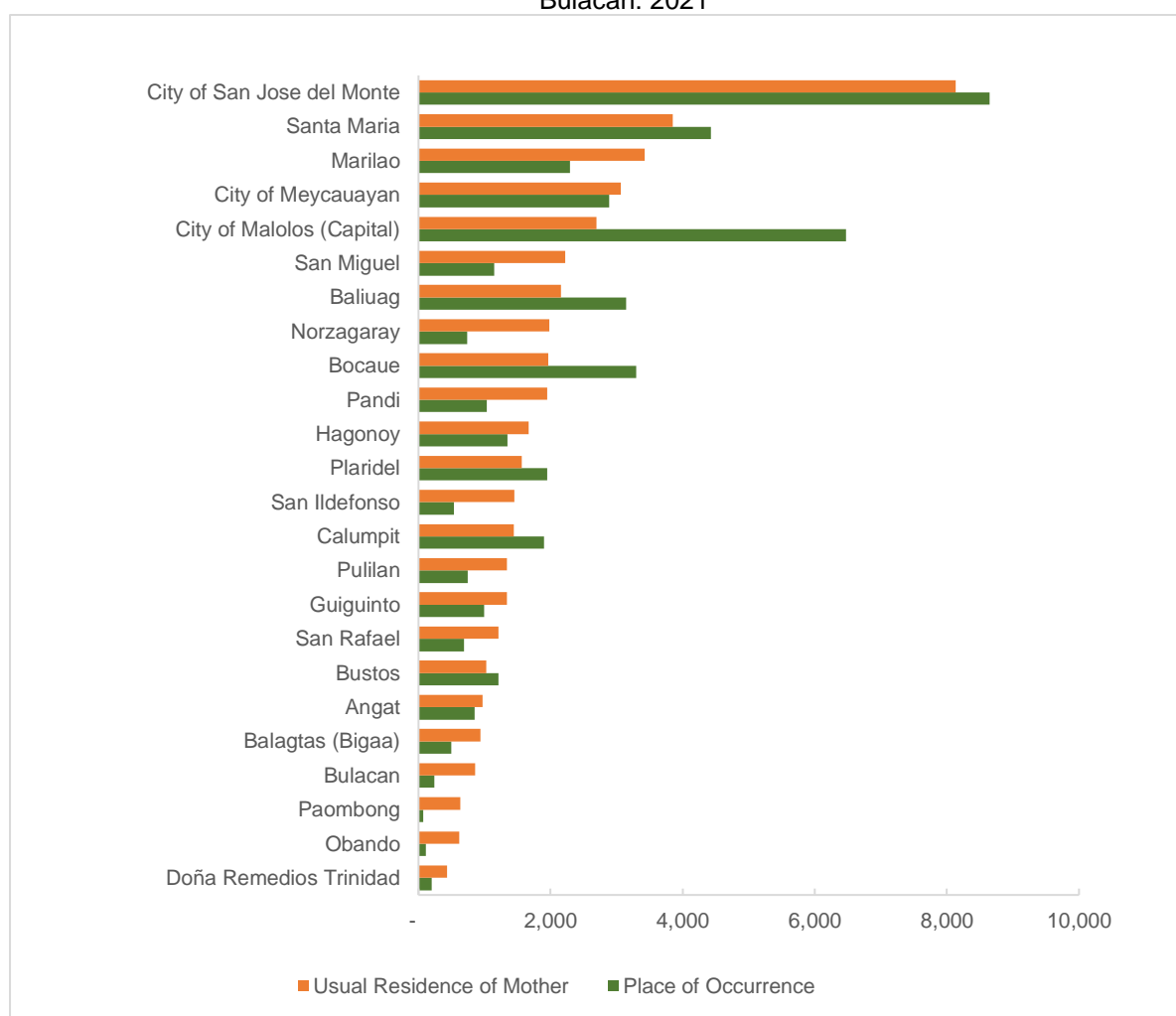


Source: Registered Live Births in the Philippines, 2021. Philippine Statistics Authority

Highest occurrence of births recorded in the City of San Jose del Monte

The City of San Jose del Monte had the most number of live births registered by usual residence of the mother with 8,129 births. This was followed by Santa Maria with 3,848 and Marilao with 3,423 registered births. On the other hand, in terms of the place of occurrence, apart from the City of San Jose del Monte, the City of Malolos, Municipalities of Santa Maria, Bocaue, and Baliuag had also high birth registration. The availability of healthcare facilities in these locations may have contributed to the increase of pregnant mothers delivering their babies in these areas rather than in their usual place of residence.

Figure 3. Number of Registered Live Births by Usual Residence of Mother and Place of Occurrence, Bulacan: 2021

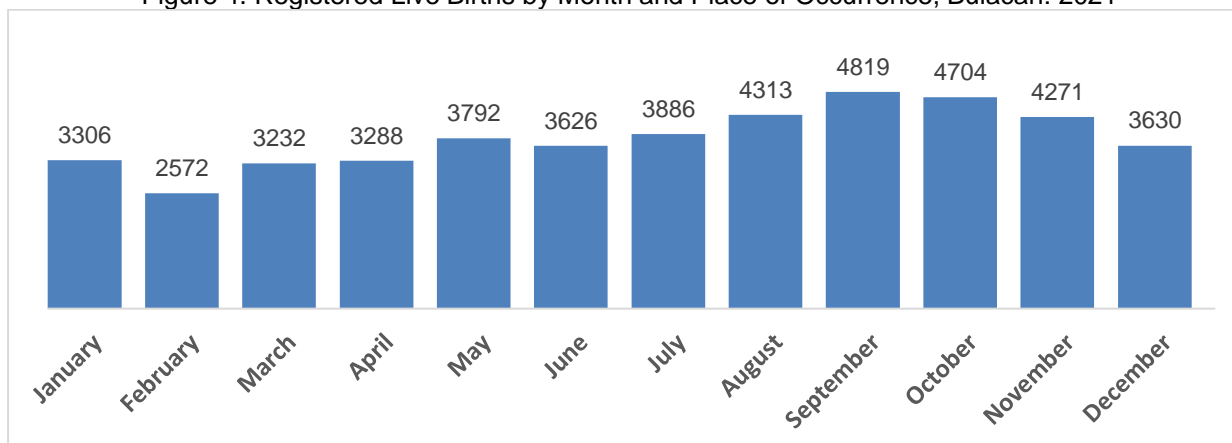


Source: Registered Live Births in the Philippines, 2021. Philippine Statistics Authority

Most number of births registered in September

September was the month with the highest number of registered live births in 2021 with 4,819 recorded births (11% share). It was followed by October with 10 percent share, and August with 9 percent share. On the other hand, the month of February had the least number of registered births with 6 percent share.

Figure 4. Registered Live Births by Month and Place of Occurrence, Bulacan: 2021

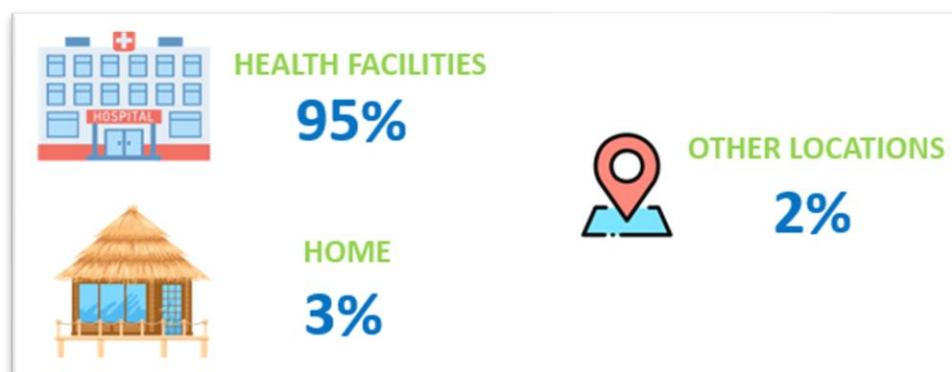


Source: Registered Live Births in the Philippines, 2021. Philippine Statistics Authority

More births are medically attended

Moreover, 98 percent of the registered births in 2021 were attended by health professionals while 2 percent were attended by traditional birth attendants.

Consequently, most of the pregnant mothers in Bulacan delivered their babies to health facilities. In 2021, there were 95 percent of facilities-based deliveries recorded in the province. The remaining 3 percent happened at the place of residence of the mother and 2 percent in other locations.

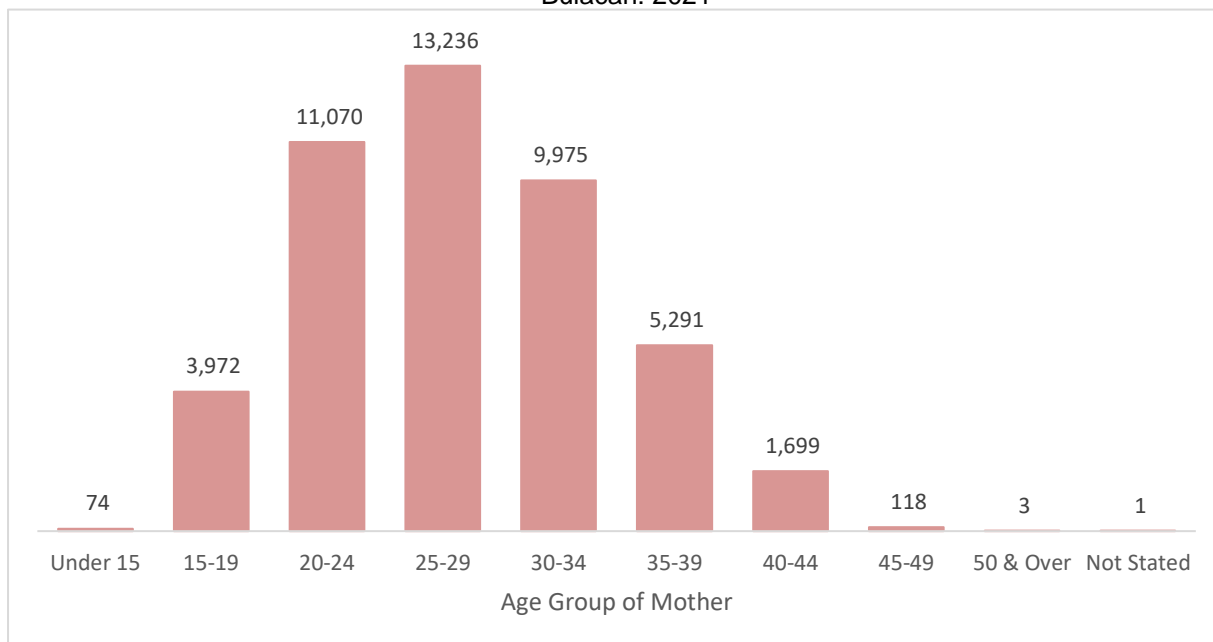


Source: Philippine Statistics Authority. Registered Live Births in the Philippines, 2021


In terms of the age group of mothers and place of occurrence, 29 percent of recorded births in Bulacan for the year 2021 were from 25-29 years old mothers. This was followed by the age group 20-24 years old mothers with 24 percent recorded births and 22 percent births from 30-34 years old mothers.

It is also worth noting that the live birth records in 2021 showed the prevalence of teenage pregnancies in the province with 74 recorded births from mothers under 15 years of age and 3,972 births from mothers between 15 and 19 years old. On the other hand, there were also 4 recorded births from mothers 50 years old and above.

Figure 5. Number of Registered Live Births by Age Group of Mother and Place of Occurrence, Bulacan: 2021



Source: Registered Live Births in the Philippines, 2021. Philippine Statistics Authority


ELMOR G. BARROQUILLO
 (Chief Statistical Specialist)
 Officer-in-Charge
 Bulacan Provincial Statistical Office

Attachments:

1. Table 1. Number of Registered Live Births by Sex, Place of Occurrence, and Usual Residence of Mother, Bulacan: 2021
2. Table 2. Number of Registered Live Births by Month and Place of Occurrence, Bulacan: 2021
3. Table 3. Number of Registered Live Births by Attendant at Birth and Place of Occurrence, Bulacan: 2021
4. Table 4. Number of Registered Live Births by Attendant at Birth and Usual Residence of Mother, Bulacan: 2021
5. Table 5. Number of Registered Live Births by Site of Delivery and Place of Occurrence, Bulacan: 2021
6. Table 6. Number of Registered Live Births by Age of Mother and Place of Occurrence, Bulacan: 2021

Table 1. Number of Registered Live Births by Sex, Place of Occurrence, and Usual Residence of Mother, Bulacan: 2021

Region, Province and City/Municipality	Place of Occurrence			Usual Residence		
	Both Sexes	Male	Female	Both Sexes	Male	Female
BULACAN	45,439	23,454	21,985	46,922	24,266	22,656
Angat	849	438	411	968	494	474
Balagtas (Bigaa)	496	250	246	939	484	455
Baliuag	3,142	1,635	1,507	2,155	1,144	1,011
Bocau	3,295	1,707	1,588	1,968	1,014	954
Bulacan	241	132	109	854	459	395
Bustos	1,207	661	546	1,026	545	481
Calumpit	1,902	996	906	1,446	743	703
Doña Remedios Trinidad	201	113	88	430	242	188
Guiguinto	995	493	502	1,341	690	651
Hagonoy	1,345	669	676	1,670	829	841
City of Malolos (Capital)	6,475	3,347	3,128	2,698	1,375	1,323
Marilao	2,296	1,160	1,136	3,423	1,784	1,639
City of Meycauayan	2,886	1,452	1,434	3,065	1,540	1,525
Norzagaray	739	377	362	1,979	1,028	951
Obando	112	59	53	613	330	283
Pandi	1,036	530	506	1,950	1,010	940
Paombong	74	38	36	635	334	301
Plaridel	1,950	1,000	950	1,565	807	758
Pulilan	742	386	356	1,341	685	656
San Ildefonso	540	274	266	1,450	759	691
City of San Jose del Monte	8,648	4,507	4,141	8,129	4,232	3,897
San Miguel	1,147	579	568	2,220	1,131	1,089
San Rafael	692	341	351	1,209	607	602
Santa Maria	4,429	2,310	2,119	3,848	2,000	1,848

Source: Philippine Statistics Authority. Registered Live Births in the Philippines, 2021

Table 2. Number of Registered Live Births by Month and Place of Occurrence, Bulacan: 2021

Place of Occurrence	Total	January	February	March	April	May	June	July	August	September	October	November	December
BULACAN	45,439	3,306	2,572	3,232	3,288	3,792	3,626	3,886	4,313	4,819	4,704	4,271	3,630
Angat	849	50	61	54	74	68	71	60	71	95	86	95	64
Balagtas (Bigaa)	496	41	36	29	39	48	42	44	41	59	50	39	28
Baliuag	3,142	218	166	212	223	258	261	259	305	316	345	276	303
Bocaue	3,295	269	202	246	262	299	232	291	312	319	307	278	278
Bulacan	241	32	28	36	42	13	6	12	17	16	14	14	11
Bustos	1,207	76	69	70	89	97	97	113	103	135	136	126	96
Calumpit Doña Remedios Trinidad	1,902	63	53	75	82	193	187	192	200	255	241	215	146
Guiguinto	201	21	12	15	18	17	19	17	15	19	17	20	11
Hagonoy City of Malolos (Capital)	995	67	51	63	63	87	79	94	113	104	108	103	63
Marilao	1,345	90	79	100	100	95	94	108	140	145	151	121	122
City of Meycauayan	6,475	612	483	576	506	462	464	501	553	683	581	544	510
Norzagaray	2,296	163	131	145	150	194	191	181	215	257	257	224	188
Obando	2,886	188	151	206	207	235	224	239	296	309	321	276	234
Pandi	739	65	56	57	55	56	49	68	59	68	71	82	53
Paombong	112	16	4	10	10	17	9	11	9	5	9	5	7
Plaridel	1,036	67	59	72	77	86	89	100	95	98	105	104	84
Pulilan	74	3	4	11	8	4	6	13	8	4	4	6	3
San Ildefonso City of San Jose del Monte	1,950	120	96	128	152	153	190	177	183	219	202	184	146
San Miguel	742	61	40	57	58	57	62	64	71	68	72	78	54
Santa Maria	540	45	32	48	40	43	41	36	57	61	53	46	38
San Rafael	8,648	596	453	638	612	730	691	716	851	892	923	828	718
Santa Maria	1,147	84	59	95	76	92	87	105	109	131	104	115	90
Total	692	54	40	45	51	66	53	65	76	70	58	61	53
Total	4,429	305	207	244	294	422	382	420	414	491	489	431	330

Source: Philippine Statistics Authority. Registered Live Births in the Philippines, 2021

Table 3. Number of Registered Live Births by Attendant at Birth and Place of Occurrence, Bulacan: 2021

Place of Occurrence	Attendant at Birth				
	Total	Health Professional	Traditional Birth Attendant	Others	Not Stated
BULACAN	45,439	44,407	1,028	4	-
Angat	849	846	3	-	-
Balagtas (Bigaa)	496	493	2	1	-
Baliuag	3,142	3,136	6	-	-
Bocaue	3,295	3,276	19	-	-
Bulacan	241	239	1	1	-
Bustos	1,207	1,186	21	-	-
Calumpit	1,902	1,894	8	-	-
Doña Remedios Trinidad	201	77	123	1	-
Guiguinto	995	961	34	-	-
Hagonoy	1,345	1,345	-	-	-
City of Malolos (Capital)	6,475	6,460	15	-	-
Marilao	2,296	2,235	61	-	-
City of Meycauayan	2,886	2,749	136	1	-
Norzagaray	739	574	165	-	-
Obando	112	112	-	-	-
Pandi	1,036	1,034	2	-	-
Paombong	74	73	1	-	-
Plaridel	1,950	1,945	5	-	-
Pulilan	742	709	33	-	-
San Ildefonso	540	506	34	-	-
City of San Jose del Monte	8,648	8,500	148	-	-
San Miguel	1,147	1,008	139	-	-
San Rafael	692	682	10	-	-
Santa Maria	4,429	4,367	62	-	-

Source: Philippine Statistics Authority. Registered Live Births in the Philippines, 2021

Table 4. Number of Registered Live Births by Attendant at Birth and Usual Residence of Mother, Bulacan: 2021

Usual Residence of Mother	Attendant at Birth				
	Total	Health Professional	Traditional Birth Attendant	Others	Not Stated
BULACAN	46,922	45,877	1,039	6	-
Angat	968	965	3	-	-
Balagtas (Bigaa)	939	932	6	1	-
Baliuag	2,155	2,149	6	-	-
Bocaue	1,968	1,955	13	-	-
Bulacan	854	851	2	1	-
Bustos	1,026	1,006	20	-	-
Calumpit	1,446	1,437	8	1	-
Doña Remedios Trinidad	430	302	127	1	-
Guiguinto	1,341	1,308	33	-	-
Hagonoy	1,670	1,670	-	-	-
City of Malolos (Capital)	2,698	2,683	15	-	-
Marilao	3,423	3,360	63	-	-
City of Meycauayan	3,065	2,932	133	-	-
Norzagaray	1,979	1,809	170	-	-
Obando	613	613	-	-	-
Pandi	1,950	1,943	7	-	-
Paombong	635	634	1	-	-
Plaridel	1,565	1,558	7	-	-
Pulilan	1,341	1,309	32	-	-
San Ildefonso	1,450	1,416	34	-	-
City of San Jose del Monte	8,129	7,981	147	1	-
San Miguel	2,220	2,083	137	-	-
San Rafael	1,209	1,198	11	-	-
Santa Maria	3,848	3,783	64	1	-

Source: Philippine Statistics Authority. Registered Live Births in the Philippines, 2021

Table 5. Number of Registered Live Births by Site of Delivery and Place of Occurrence, Bulacan: 2021

Place of Occurrence (Region, Province and City/Municipality)	Site of Delivery			
	Total	Health Facility	Home	Others
BULACAN	45,439	42,972	1,330	1,137
Angat	849	805	17	27
Balagtas (Bigaa)	496	392	10	94
Baliuag	3,142	3,104	10	28
Bocaue	3,295	3,237	21	37
Bulacan	241	236	5	-
Bustos	1,207	1,175	19	13
Calumpit	1,902	1,874	18	10
Doña Remedios Trinidad	201	76	66	59
Guiguinto	995	948	22	25
Hagonoy	1,345	1,317	8	20
City of Malolos (Capital)	6,475	6,447	13	15
Marilao	2,296	2,206	37	53
City of Meycauayan	2,886	2,646	144	96
Norzagaray	739	461	195	83
Obando	112	107	3	2
Pandi	1,036	1,034	2	-
Paombong	74	70	1	3
Plaridel	1,950	1,930	14	6
Pulilan	742	555	81	106
San Ildefonso	540	202	222	116
City of San Jose del Monte	8,648	8,363	144	141
San Miguel	1,147	823	232	92
San Rafael	692	681	6	5
Santa Maria	4,429	4,283	40	106

Source: Philippine Statistics Authority. Registered Live Births in the Philippines, 2021

Table 6. Number of Registered Live Births by Age of Mother and Place of Occurrence, Bulacan: 2021

Place of Occurrence	Under 15	15-19	20-24	25-29	30-34	35-39	40-44	45-49	50 & Over	Not Stated
BULACAN	74	3,972	11,070	13,236	9,975	5,291	1,699	118	3	1
Angat	1	117	251	238	150	66	21	4	1	-
Balagtas (Bigaa)	-	38	133	143	105	59	18	-	-	-
Baliuag	4	293	746	940	695	361	95	7	1	-
Bocau	1	208	700	1,039	838	400	104	5	-	-
Bulacan	-	43	66	67	41	17	7	-	-	-
Bustos	2	79	226	405	268	175	49	3	-	-
Calumpit	4	271	504	491	340	202	83	7	-	-
Doña Remedios Trinidad	2	30	68	52	31	13	4	1	-	-
Guiguinto	3	67	237	283	238	119	47	1	-	-
Hagonoy	4	146	336	378	298	140	40	3	-	-
City of Malolos (Capital)	12	403	1,298	1,997	1,565	888	295	17	-	-
Marilao	3	210	653	656	485	224	59	6	-	-
City of Meycauayan	1	172	739	863	687	317	102	5	-	-
Norzagaray	-	114	204	163	141	84	30	3	-	-
Obando	-	3	33	32	27	13	3	1	-	-
Pandi	1	84	290	298	212	122	27	2	-	-
Paombong	-	5	21	18	24	6	-	-	-	-
Plaridel	2	142	456	602	442	234	67	4	-	1
Pulilan	1	50	211	233	149	78	18	2	-	-
San Idefonso	-	59	138	148	121	58	14	2	-	-
City of San Jose del Monte	14	731	2,217	2,474	1,826	1,003	359	24	-	-
San Miguel	5	121	279	321	240	135	40	6	-	-
San Rafael	-	59	188	216	137	64	26	2	-	-
Santa Maria	14	527	1,076	1,179	915	513	191	13	1	-

Source: Philippine Statistics Authority. Registered Live Births in the Philippines, 2021

