



SPECIAL RELEASE

FINAL RESULTS

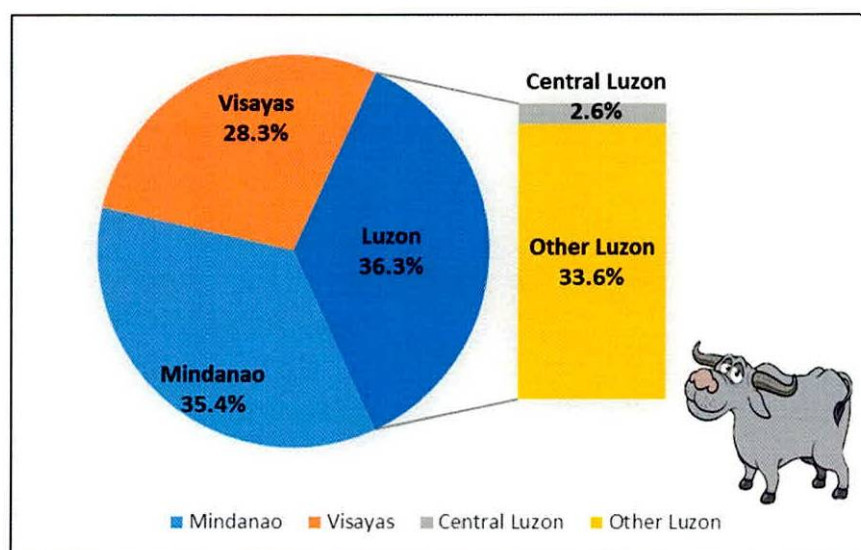
Volume of Livestock Production in Central Luzon October to December 2022

Date of Release: 21 February 2023
Reference No. 2023-SRLP-Q42022-023

Carabao Production in Central Luzon Decreased by 113.8 Metric Tons in the Fourth Quarter of 2022

- During the fourth quarter of 2022, the carabao production in Central Luzon was recorded at 978.2 metric tons, liveweight. It declined by 113.8 metric tons or 10.4 percent compared to 1,092.0 metric tons in October to December of 2021. (Refer to Table 1)
- At the national level, Eastern Visayas registered the highest production of carabao at 4,362.8 metric tons, liveweight. It was followed by Western Visayas at 4,223.7 metric tons. CALABARZON ranked third highest with a production of 3,644.9 metric tons. The top three regions' percent shares of the country's total production were recorded at 11.7 percent, 11.4 percent, and 9.8 percent, respectively.
- From October to December 2022, Central Luzon ranked fourteenth in terms of carabao production and contributed 2.6 percent to the national production. (Refer to Table 2 and Figure 1)

Figure 1. Percent Distribution of Volume of Production of Carabao by Island Group: Philippines, October to December 2022

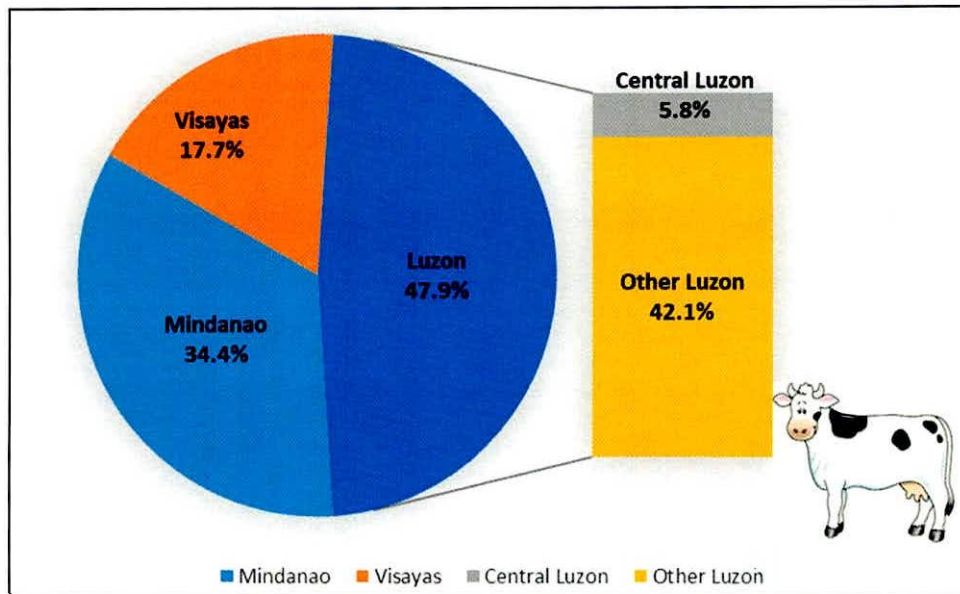


Note: Details may not add up to total due to rounding
Source: Philippine Statistics Authority

Total Volume of Cattle Production Decreased by 17.9 Percent

- The total volume of cattle production in Central Luzon was 4,031.8 metric tons, liveweight from October to December 2022. It decreased by 879.9 metric tons, or an equivalent of 17.9 percent decline compared to the 4,911.7 metric tons produced in the same quarter of 2021. (Refer to Table 1)
- During the fourth quarter of 2022, CALABARZON was the top-producing region in terms of cattle production with 10,239.1 metric tons, contributing 14.7 percent to the country's total output. Northern Mindanao recorded the second highest with 7,893.4 metric tons or 11.3 percent share followed by the Ilocos Region with 6,465.8 metric tons or 9.3 percent of the country's total production.
- Central Luzon's output of 4,031.8 metric tons constituted 5.8 percent of the total cattle production. The recorded production ranked the region in eighth place. (Refer to Figure 2 and Table 2)

Figure 2. Percent Distribution of Volume of Production of Cattle by Island Group: Philippines, October to December 2022

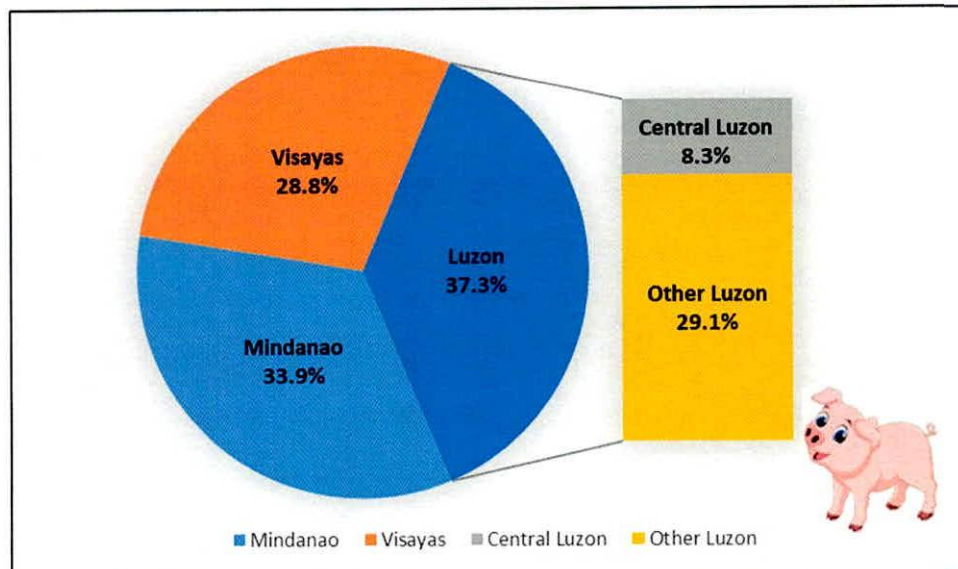


Source: Philippine Statistics Authority

Hog Production in Central Luzon Increased by 42.7 Percent

- Central Luzon's total volume of hog production from October to December 2021 was 26,971.7 metric tons, liveweight. It grew by 11,518.9 metric tons in the fourth quarter of 2022, resulting to a total production of 38,490.6 metric tons. (Refer to Table 1)
- At the national level, Central Visayas contributed the highest share with 12.2 percent or an equivalent of 56,800.9 metric tons, followed by Northern Mindanao with 56,616.2 metric tons. Western Visayas ranked third with a recorded production of 54,389.6 metric tons, which accounted for 11.7 percent. (Refer to Figure 3 and Table 2)
- Central Luzon's hog production of 38,490.6 metric tons, liveweight in the fourth quarter of 2022 increased by 42.7 percent compared to that of the fourth quarter of 2021. Central Luzon was registered as the fifth highest hog-producing region contributing 8.3 percent to the national total hog production. (Refer to Figure 3)

Figure 3. Percent Distribution of Volume of Production of Hog by Island Group: Philippines, October to December 2022



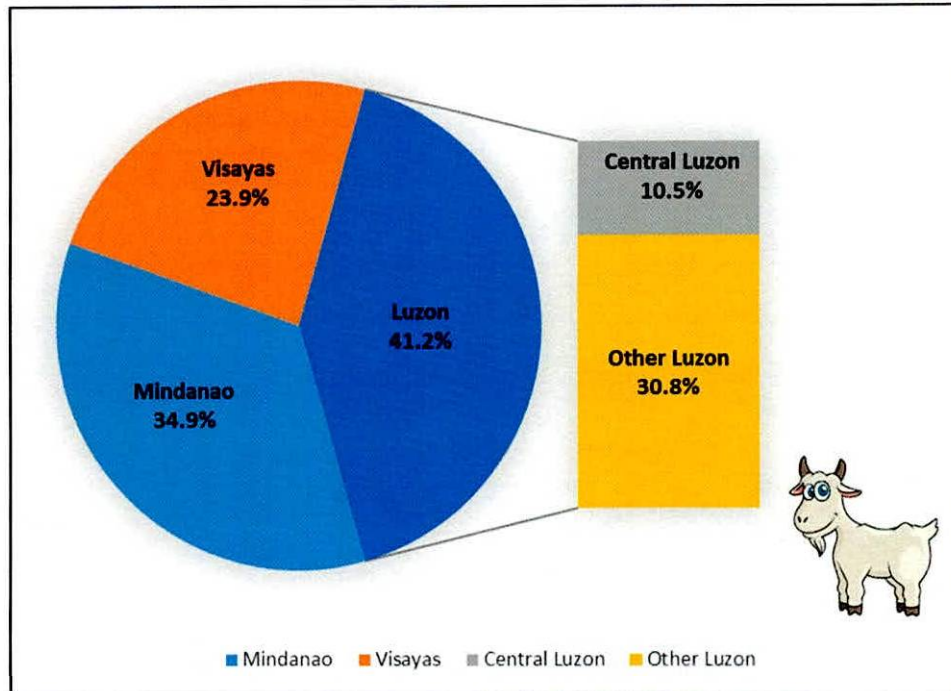
Note: Details may not add up to total due to rounding
Source: Philippine Statistics Authority

Central Luzon's Total Goat Production Declined by 11.7 Percent

- During October to December 2022, the total volume of goat production in Central Luzon was registered at 2,176.2 metric tons. This output went down by 287.4 metric tons from the 2,463.6 metric tons of goat production in the same quarter of 2021 or an equivalent of 11.7 percent decline. (Refer to Table 1)
- Central Visayas was the highest goat-producing region with a production of 2,996.3 metric tons contributing 14.4 percent to the country's total production. Second in rank was the Ilocos Region with 2,423.8 metric tons or 11.7 percent share. Central Luzon was recorded as the third highest goat-producing region with 10.5 percent share. (Refer to Table 2 and Figure 4)

Handwritten mark

Figure 4. Percent Distribution of Volume of Production of Goat by Island Group: Philippines, October to December 2022



Note: Details may not add up to total due to rounding
Source: Philippine Statistics Authority


ARLENE M. DIVINO
Regional Director
PSA RSSO 03 

STATISTICAL TABLE

Table 1. Volume of Livestock Production by Commodity
Central Luzon, October to December, 2022 and 2021
(in metric ton, liveweight)

Commodity	Volume of Production		Percent Change
	Q4 2022	Q4 2021	
Carabao	978.2	1,092.0	(10.4)
Cattle	4,031.8	4,911.7	(17.9)
Hog	38,490.6	26,971.7	42.7
Goat	2,176.2	2,463.6	(11.7)

Source: Philippine Statistics Authority

Table 2. Volume of Livestock Production by Region and Commodity
Philippines, October to December 2022
(in metric ton, liveweight)

Region	Carabao	Cattle	Hog	Goat
PHILIPPINES	37,132.7	69,606.0	465,315.9	20,810.9
NCR	17.8	..
CAR	661.1	874.7	5,252.5	253.8
Ilocos Region	2,249.3	6,465.8	16,031.3	2,423.8
Cagayan Valley	2,442.4	3,957.8	8,650.4	370.2
Central Luzon	978.2	4,031.8	38,490.6	2,176.2
CALABARZON	3,644.9	10,239.1	52,055.0	1,694.7
MIMAROPA	1,280.1	3,086.0	27,563.2	682.8
Bicol Region	2,209.0	4,694.1	25,649.5	977.5
Western Visayas	4,223.7	5,117.1	54,389.6	1,794.9
Central Visayas	1,938.8	6,520.6	56,800.9	2,996.3
Eastern Visayas	4,362.8	687.3	22,685.5	174.7
Zamboanga Peninsula	1,812.3	3,313.7	25,087.8	852.7
Northern Mindanao	2,494.6	7,893.4	56,616.2	1,901.0
Davao Region	3,243.3	4,450.4	37,230.8	1,879.4
SOCCKSARGEN	1,950.6	3,641.3	29,549.6	1,264.0
Caraga	357.2	248.3	5,800.9	119.3
ARMM	3,284.4	4,384.7	3,444.6	1,249.7

Note: .. Data not available

Source: Philippine Statistics Authority

7

TECHNICAL NOTES

VOLUME OF LIVESTOCK PRODUCTION

This Special Release presents the data on volume of livestock production for October to December 2022 from the Backyard Livestock and Poultry Survey (BLPS) and Commercial Livestock and Poultry Survey (CLPS) in Central Luzon. Data are presented at the regional level by commodity in Table 1. Also, data are presented by region and by commodity in Table 2.

The BLPS and CLPS are two (2) major surveys conducted by PSA which aim to generate estimates on inventory, number of animals disposed, average farmgate price, egg production of poultry animals, milk production of dairy animals and other related data at the household level (BLPS) and to estimates on supply, disposition and other related data of livestock and poultry commodities from establishments (CLPS).

Survey	Survey Period	Reference Period
BLPS	01-08 December 2022	October to December 2022
CLPS	21-30 November 2022	October to December 2022

Definition of Terms

Volume of Production (operational definition) - the number of tended/raised animals disposed for slaughter including animals shipped-out for slaughter (in “head/bird” and in “liveweight equivalent”).

Livestock - farm animals kept or raised for consumption, work or leisure. For purposes of census and surveys, livestock covers only those that are tended and raised by an operator (household) and establishment.

Backyard farm/raiser - refers to household raising at least one head of animal or bird and does not qualify as an establishment.

Animal Population (also Animal Inventory) - the actual number of animals (in head/bird) present in the household (BLPS) or establishment (CLPS) as of a specific reference date regardless of ownership.

Household – A person or group of persons who sleep under the same dwelling unit and usually have a common arrangement in the preparation and consumption of food.

Establishment - an economic unit which engages under a single ownership or control, i.e., under a single legal entity; in one or predominantly one kind of economic activity at a single fixed physical location. Thus, stores, shops, factories, mining companies, electric plants, transport companies, radio stations, hotels, restaurants, banks, insurance companies, real estate development companies and the like are considered establishments. For this survey, L&P establishments are establishments engaged in the raising (farming) and breeding of livestock and poultry animals in an establishment. Also, traders such as assemblers, distributors, etc. will be excluded in the survey.

Liveweight – the body weight of live animals disposed for slaughter.