

# Special Release

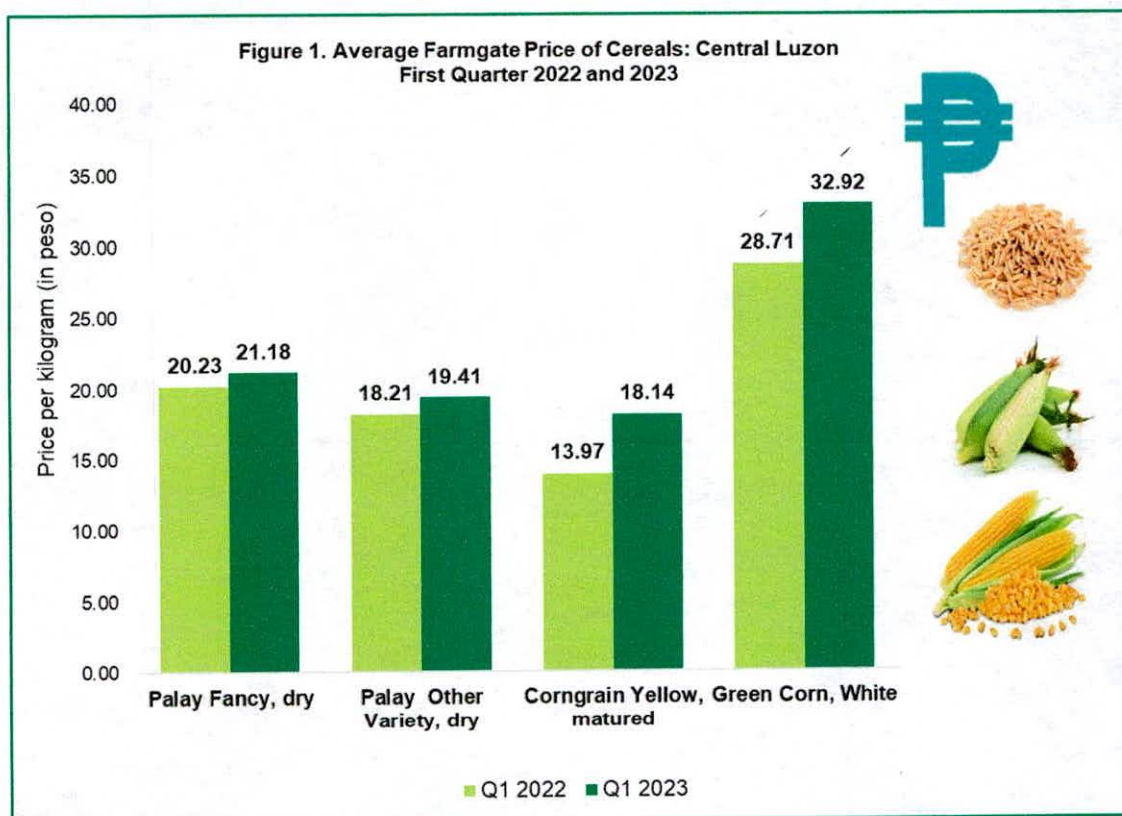
## Central Luzon's Farmgate Prices of Agricultural Commodities First Quarter 2023

Date of Release: 18 July 2023

Reference No. 2023-SRFGP-Q12023-091

### Cereals

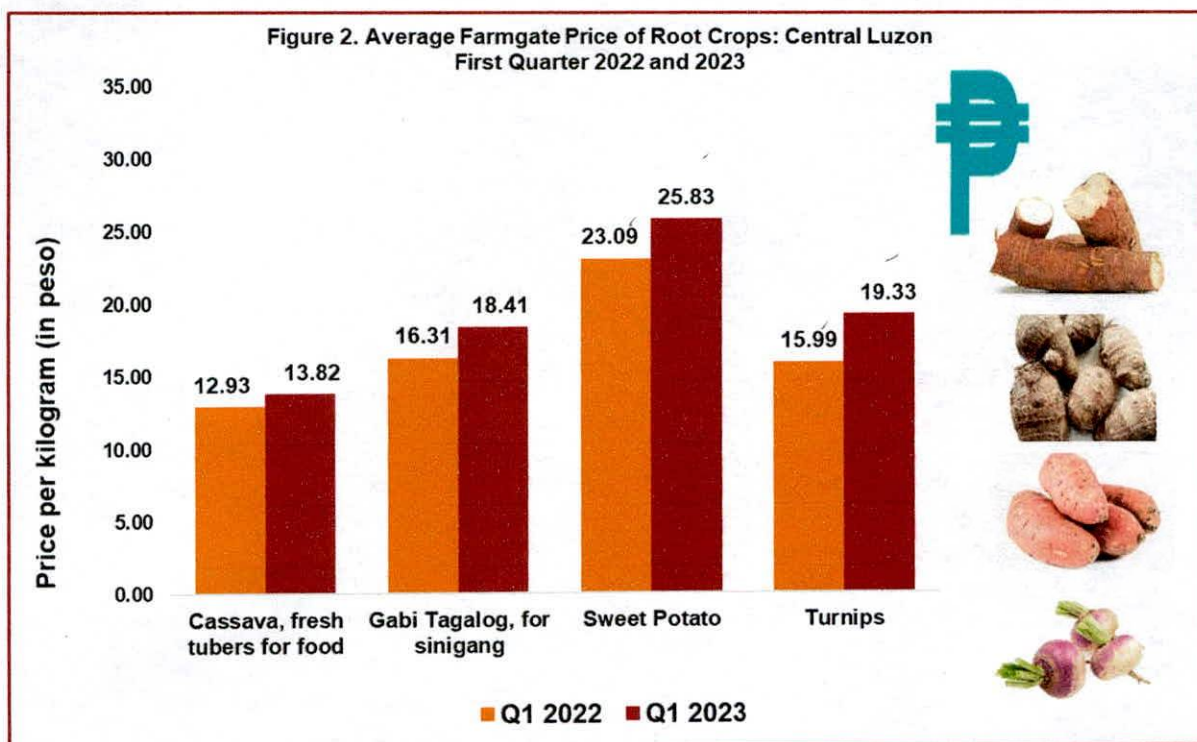
Higher farmgate prices were recorded for cereals in the first quarter of 2023 compared to the recorded price in 2022. Minimal price increase of approximately PhP1.00 was recorded for palay commodities - fancy dry palay and other variety of dry palay. Meanwhile, yellow corn's farmgate price was posted at PhP18.14 in the first quarter of 2023 recording PhP4.17 increase per kilogram. Moreover, the farmgate price of green corn increased to PhP32.92 per kilogram in first quarter of 2023 from PhP28.71 in 2022. (Figure 1)



Source: Philippine Statistics Authority

## Root Crops

A slight price increase was posted for cassava, fresh tubers for food at an average farmgate price of PhP13.82 per kilogram in the first quarter of 2023. Likewise, gabi tagalog was sold at a higher price of PhP18.41. In the same manner, sweet potato recorded PhP2.74 price increase in the first quarter of 2023. Meanwhile, turnips' average farmgate price rose to PhP19.33 from PhP15.99 in 2022. (Figure 2)



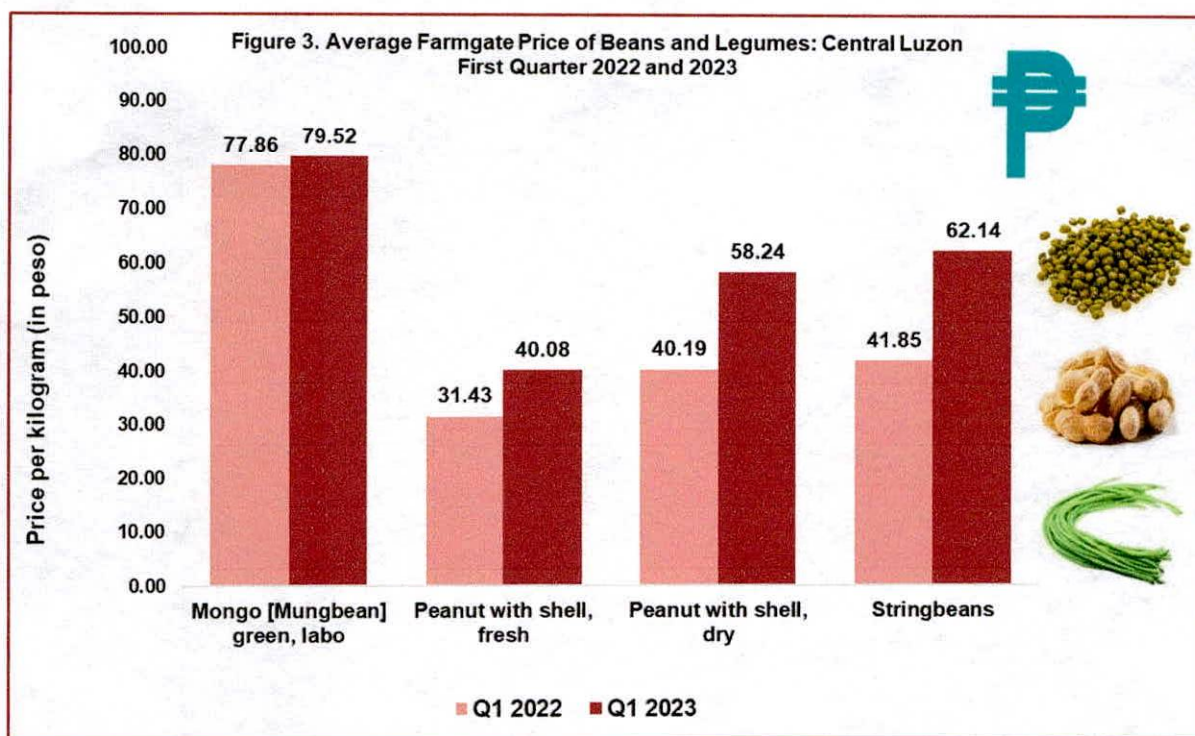
Source: Philippine Statistics Authority

## Beans and Legumes

Mungbean was sold at PhP79.52 per kilogram in the first quarter of 2023, slightly higher than that of in 2022. Moreover, fresh and dry peanut with shell were sold at higher prices of PhP40.08 and PhP58.24 per kilogram, respectively. Likewise, the average farmgate price of stringbeans rose to PhP62.14 per kilogram posting a significant increase of PhP20.29 from the recorded PhP41.85 price in 2022. (Figure 3)

oxt



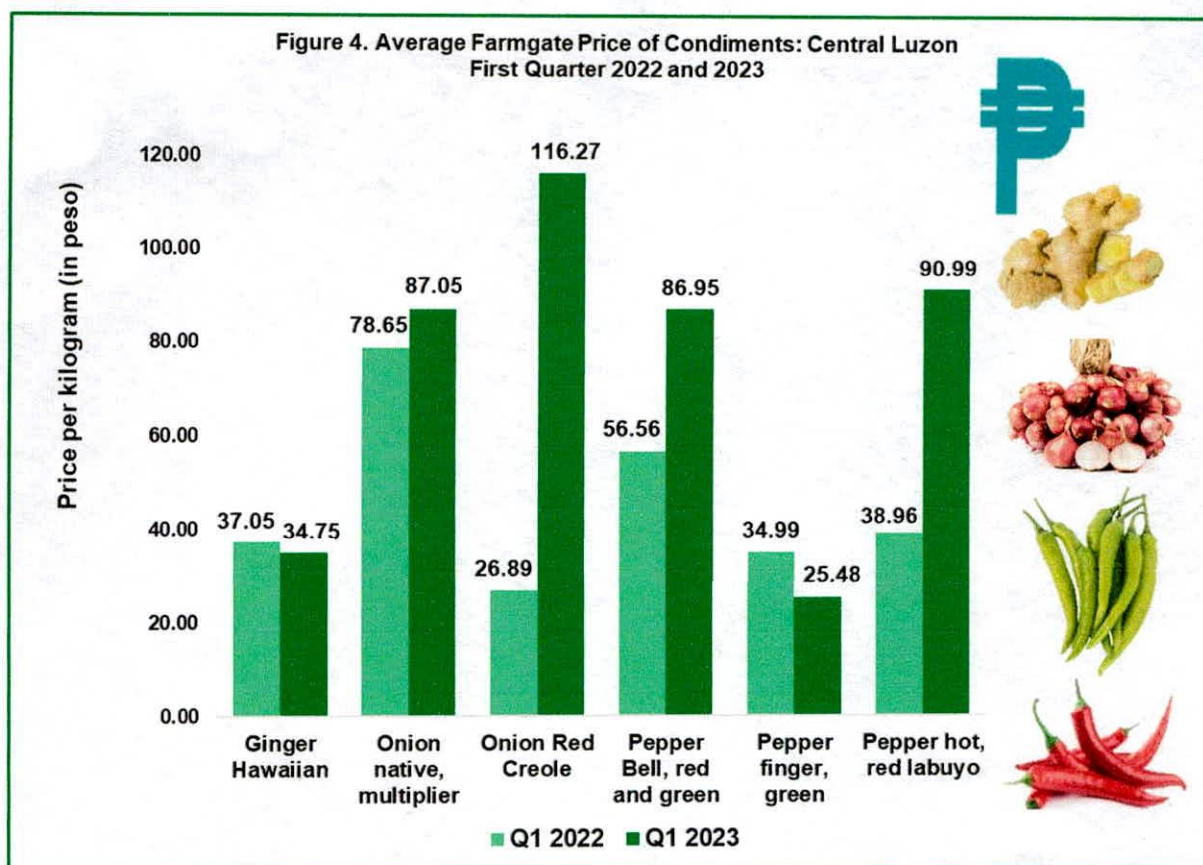


Source: Philippine Statistics Authority

## Condiments

Commodities under this subsector were sold at higher farmgate prices in the first quarter of 2023 except for Hawaiian ginger and green pepper finger. Meanwhile, red creole onion's farmgate price quadrupled to PhP116.27 per kilogram from PhP26.89 in 2022. In addition, the farmgate price of red and green bell pepper rose to PhP86.95 per kilogram which is PhP30.39 higher than its price in 2022. Furthermore, a significant price increase (133.5%) was recorded for red hot pepper and was sold at PhP90.99 per kilogram. (Figure 4)

af



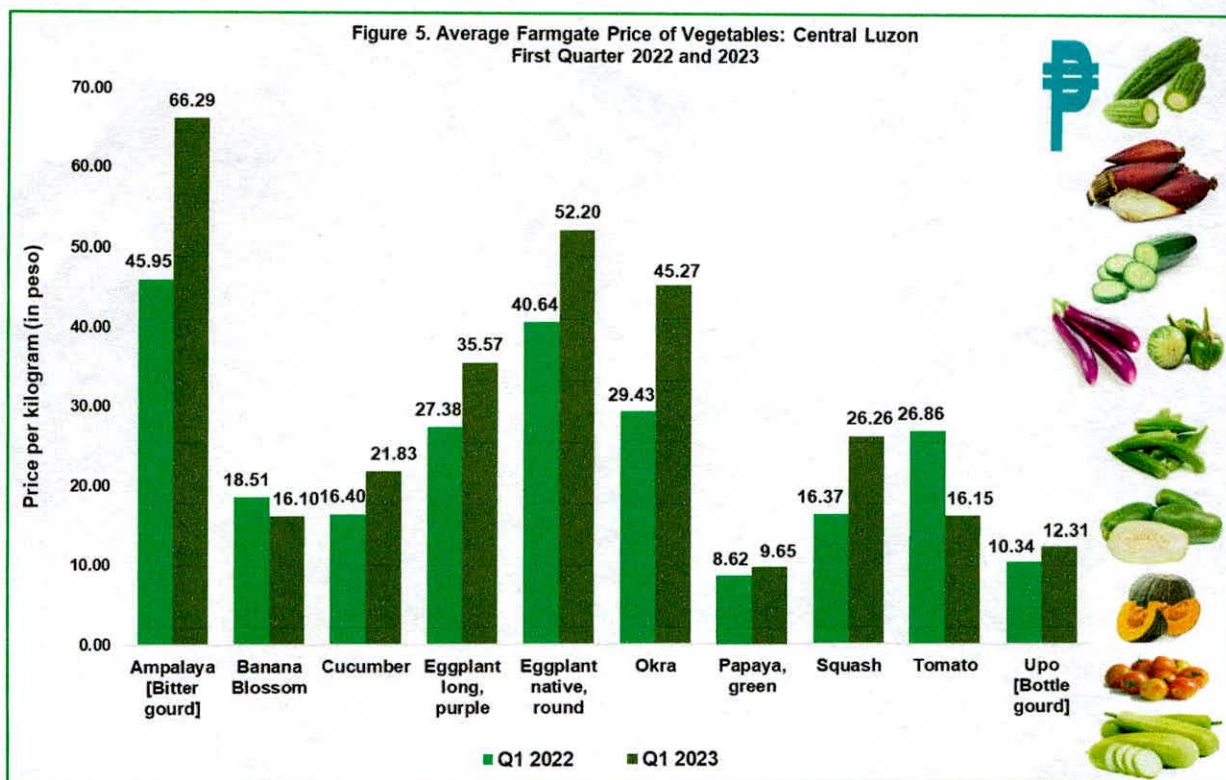
Source: Philippine Statistics Authority

## Vegetables

Ampalaya was sold at PhP66.29 per kilogram which was PhP20.34 higher than its price in 2022. Meanwhile, the farmgate price of cucumber was listed at PhP21.83 per kilogram. In addition, long eggplant and native eggplant recorded price increases at an average farmgate price of PhP35.57 and PhP52.20, respectively. In the same manner, okra was sold at PhP45.27 per kilogram posting a significant price increment of 53.8 percent while minimal price increase was recorded for green papaya. Moreover, the farmgate price of squash rose to PhP26.26 per kilogram from PhP16.37 in 2022. (Figure 5)

nyf

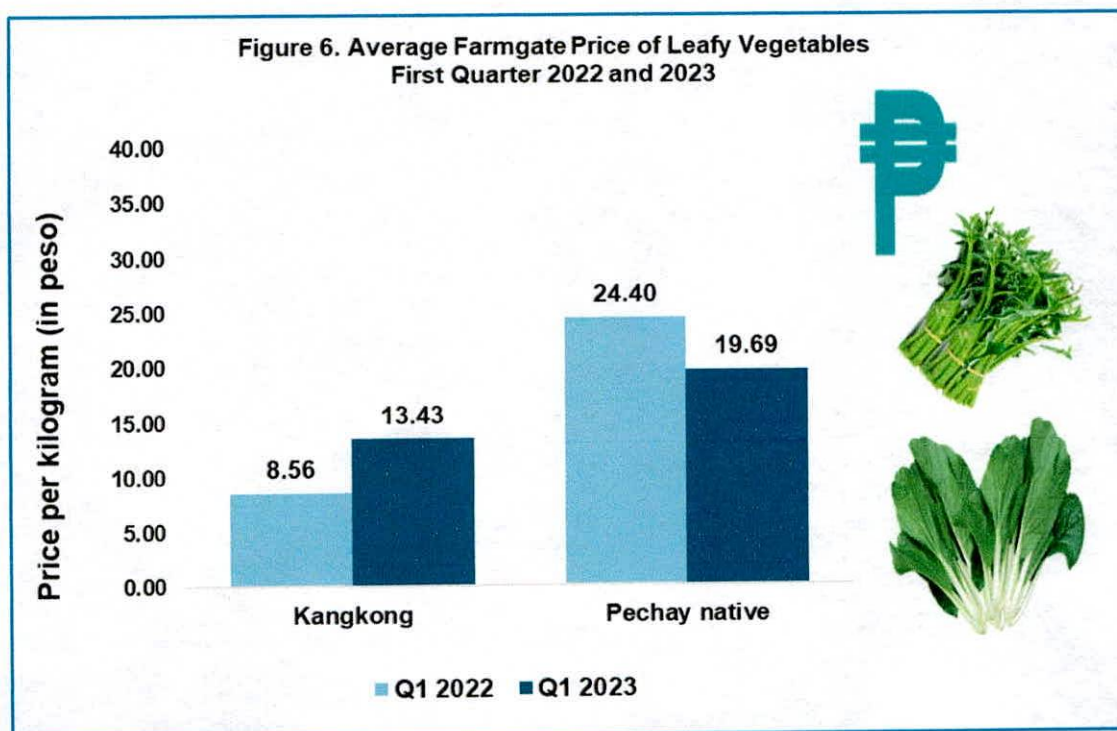




Source: Philippine Statistics Authority

## Leafy Vegetables

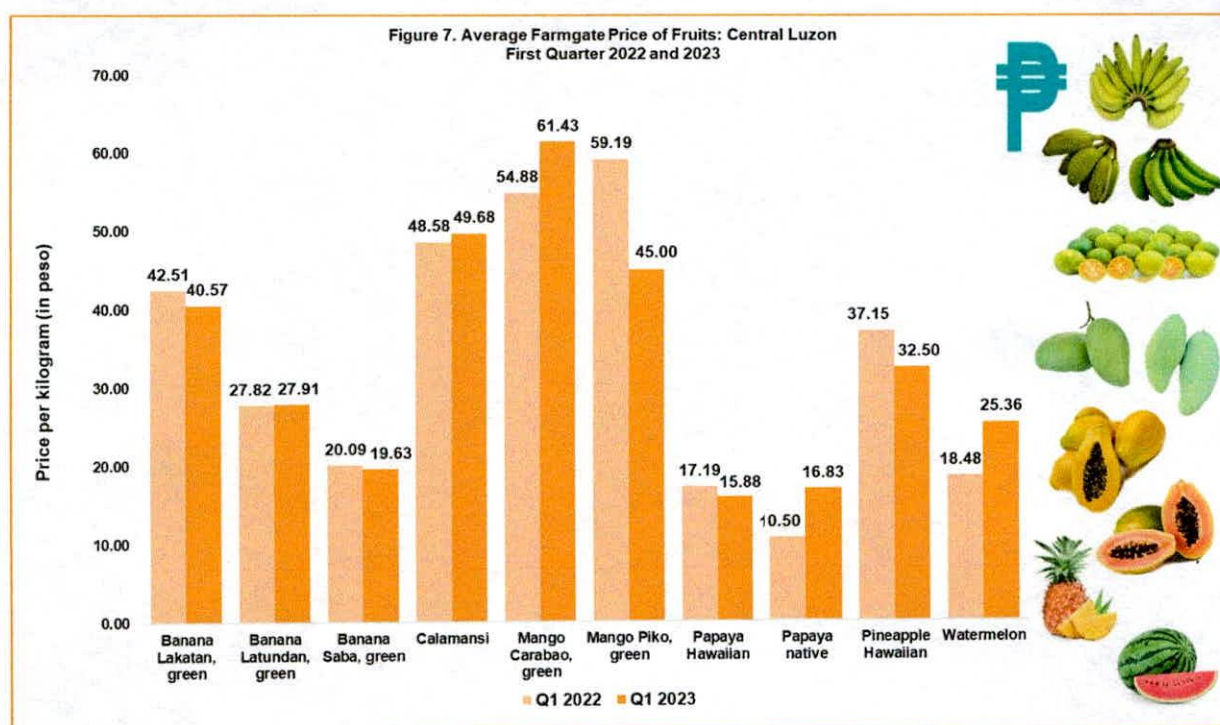
Kangkong's average farmgate price was posted at PhP13.43 per kilogram which was PhP4.87 higher than its price in 2022. Meanwhile, native petchay's farmgate price decreased from PhP24.40 in the first quarter of 2022 to PhP19.69 in 2023. (Figure 6)



Source: Philippine Statistics Authority

## Fruits

Banana lakatan and banana saba recorded minimal price decreases for the first quarter of 2023 while banana latundan posted a slightly higher price. The average farmgate price of carabao mango rose to PhP61.43 in the first quarter of 2023 from PhP54.88 in 2022. On the other hand, piko mango's farmgate price dropped from PhP59.19 to PhP45.00 in 2023 registering 24.0 percent decrease. In the same manner, Hawaiian papaya was sold at a lower price of PhP15.88 per kilogram while native papaya posted PhP6.33 price increment with an average farmgate price of PhP16.83 per kilogram. Hawaiian pineapple listed a lower average farmgate while Watermelon's farmgate price increased to PhP25.36 from PhP18.48 in 2022. (Figure 7)

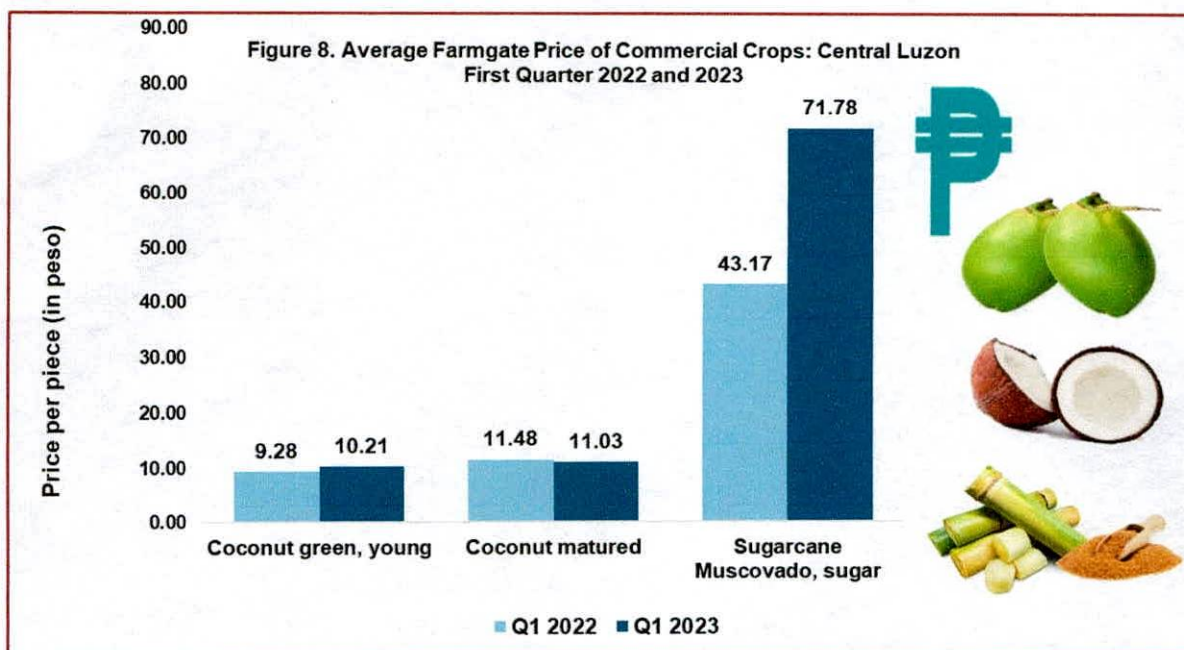


## Commercial Crops

The average farmgate price of young coconut was posted at PHP10.21 per piece recording minimal price increase from its PhP9.28 price in 2022. On the other hand, matured coconut was sold at a slightly lower price of PhP11.03 per piece. Meanwhile, a significant price increase was noted for sugarcane muscovado, sugar as its farmgate price rose to PhP71.78 in the first quarter of 2023 from PhP43.17 in 2022. (Figure 8)

at





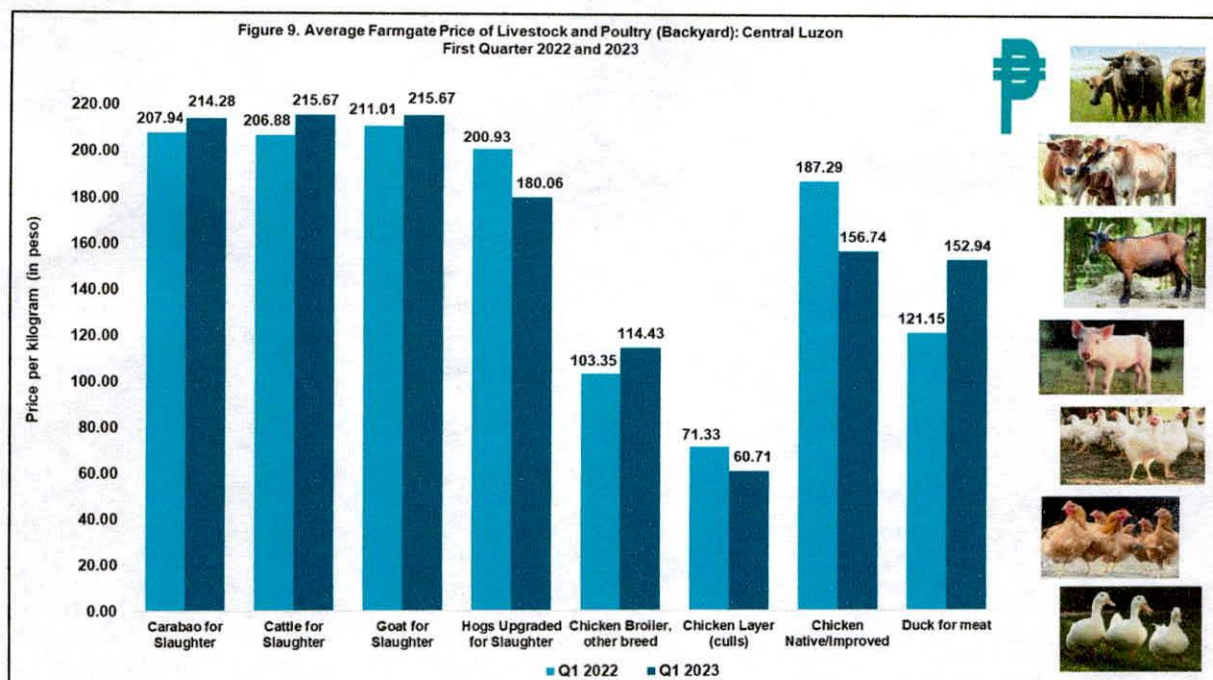
Source: Philippine Statistics Authority

### Livestock and Poultry (Backyard)

Higher farmgate prices were recorded for backyard livestock commodities for the first quarter of 2023 except for hogs upgraded for slaughter which was sold at a lower price of PhP180.06 per kilogram posting PhP20.87 price decrease.

Chicken broiler, other breed's farmgate price was listed at PhP114.43 per kilogram while the average farmgate price of chicken layer was half of this (PhP60.71). Furthermore, duck for meat was sold at PhP152.94 per kilogram posting PhP31.79 price increment. (Figure 9)

MT

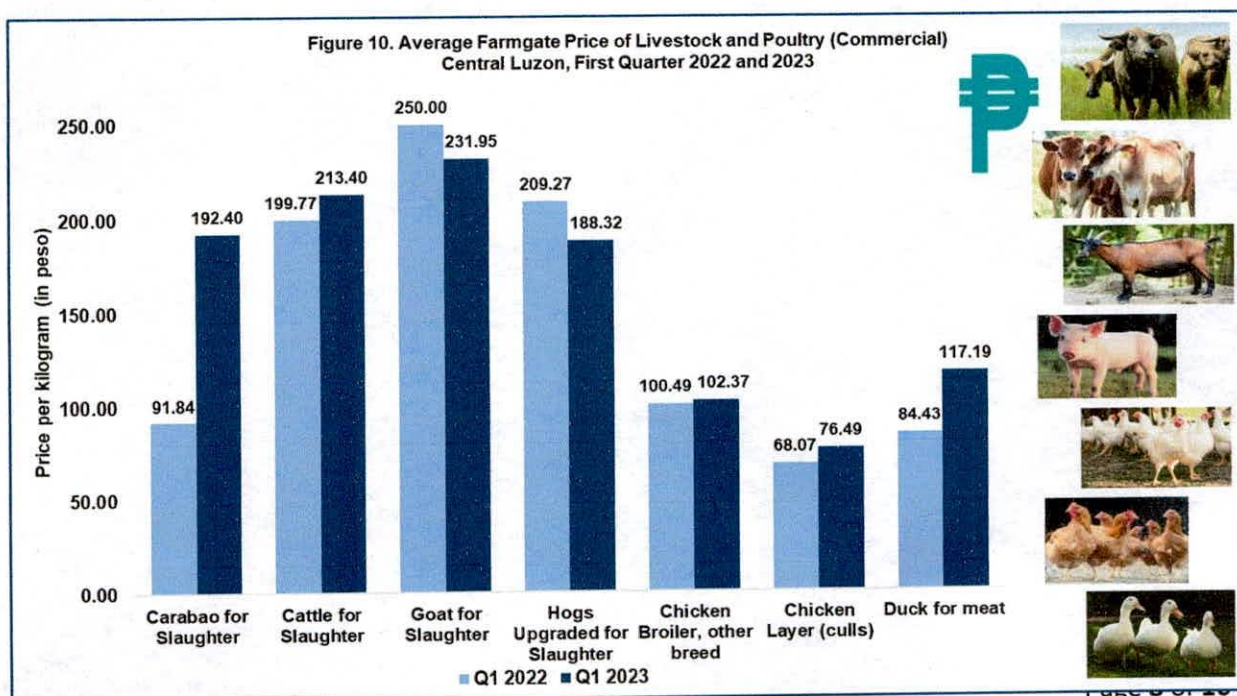


Source: Philippine Statistics Authority

## Livestock and Poultry (Commercial)

Price upsurge was recorded for slaughter as it rise to PhP192.40 per kilogram in the first quarter of 2023 from PhP91.84 in 2022. On the other hand, lower farmgate prices were listed for goat for slaughter and hogs upgraded for slaughter at PhP231.95 and PhP188.32, respectively.

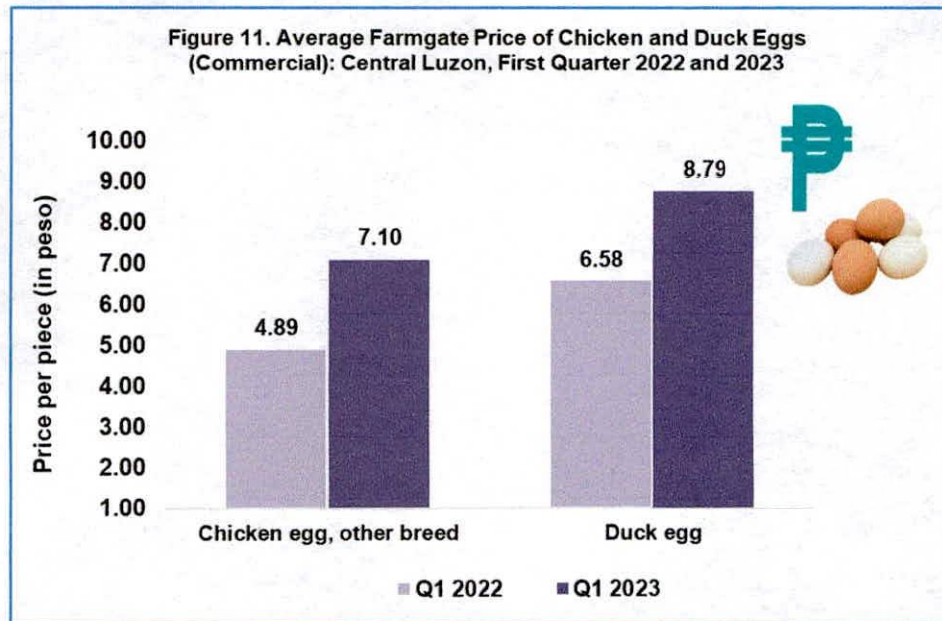
Commercial poultry products recorded higher farmgate prices in the first quarter of 2023. Chicken broiler, other breed registered minimal price increase and was sold at PhP102.37 per kilogram. Meanwhile, the average farmgate price of chicken layer (culls) was reported at PhP76.49 which was PhP8.42 higher than its price in 2022. In the same manner, duck meat's farmgate price went up to PhP117.19 per kilogram in the first quarter of 2023 from PhP84.43 in 2022. (Figure 10)



Source: Philippine Statistics Authority



Higher farmgate prices were recorded for chicken and duck egg for the first quarter of 2023. Both commodities posted PhP2.21 increase from the reported price in 2022. Specifically, average farmgate price of chicken egg, other breed was listed at PhP7.10 per piece while duck egg was sold at PhP8.79 per piece. (Figure 11)



Source: Philippine Statistics Authority

  
**ARLENE M. DIVINO**  
Regional Director  
PSA RSSO 03

## Technical Notes

The Farm Price Survey (FPS) is a nationwide undertaking of the Philippine Statistics Authority geared towards the collection and compilation of basic information on trading transactions for crops at the farm level. The data collection is conducted during the last ten (10) days of the month. Moreover, the farmgate prices of livestock, poultry and poultry eggs are derived from the Quarterly Backyard/Commercial Livestock and Poultry Surveys.

FPS primarily aims to generate estimates on farmgate prices of major agricultural commodities which will assist policy makers in the formulation, implementation and administration of economic programs.

### Definition of Terms

**Farmgate Price** - price received by farmers for their crops, livestock, and poultry at the location of farm. Thus, the marketing costs such as the transport and other marketing cost (if any) incurred in selling the produce are not included in the farmgate prices.

**Livestock** - For the FPS, livestock animals include carabao, cattle, hog, and goat that are tended and raised by an operator for the purpose of slaughtering, breeding, fattening, and/or for work.

**Slaughter**— butchering of animal for the purpose of human consumption.

**Poultry**- a collective term for all domesticated avian for the purpose of food consumption or, the carcass of such avian/dressed processed for human consumption. For farm prices survey, poultry covers only those that are tended and raised by an operator particularly, chicken (broiler, layer (culls), native/improved, fighting cock) and duck (muscovy and mallard).

**Broiler** - refers to chicken of foreign breed raised for meat purposes. They have white feathers and yellowish skin.

**Layer**- refers to chicken of foreign breed raised for egg production. For the FPS, layer chicken refers to culls or unproductive birds removed from the flock and disposed of for meat production.

**Native/improved** – a common backyard chicken that is a mixture of different breeds. It is small, active, sensitive and capable of great flight when frightened.

**Chicken Broiler, other breed** - Chicken of foreign breed raised for meat purposes usually disposed of within 45-46 days.

**Poultry Eggs** – for FPS, poultry eggs include native chicken eggs, layer chicken eggs and duck eggs only.