

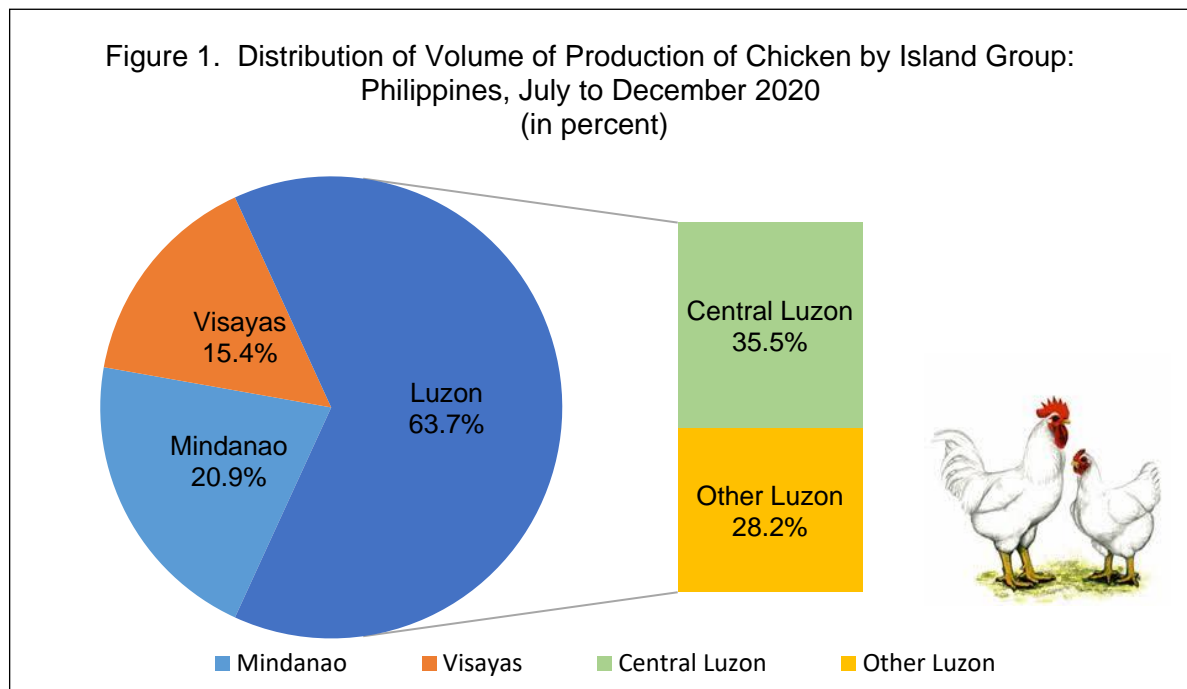
Special Release

FINAL RESULTS Livestock and Poultry Production in Central Luzon July to December 2020

Date of Release: 30 June 2021
Reference No. 2021-SRLP-S22020-041

Central Luzon Remained the Top Producing Region of Chicken in the Country

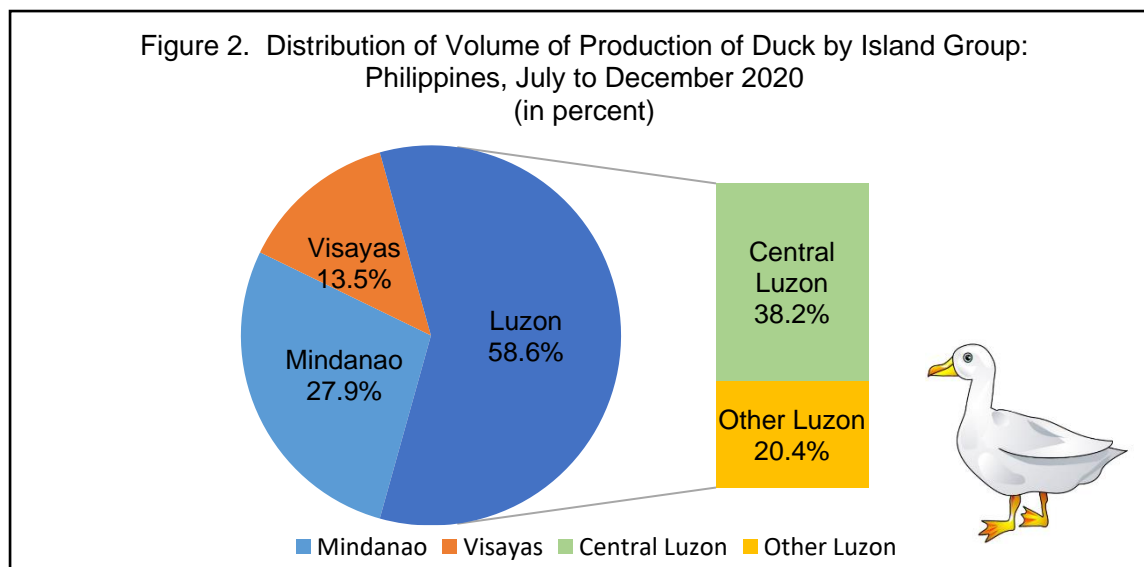
- Central Luzon's volume of chicken production was 325,174 metric tons in the second semester of 2020. It declined by 8.1 percent compared to production of 353,827 metric tons during the second semester of 2019. (*see Table 1*)
- Across the country, Central Luzon was the top chicken producing region. It contributed 35.5 percent to the total chicken production during the period July to December 2020 or an equivalent level of 325,174 metric tons of chicken. CALABARZON, as the second top-producing region, recorded 16.8 percent share or 154,040 metric tons chicken production while Northern Mindanao ranked third with 9.5 percent share or 87,014 metric tons production. (*see Figure 1 and Table 2*)



Source: Philippine Statistics Authority

Central Luzon Ranked First in terms of Duck Production

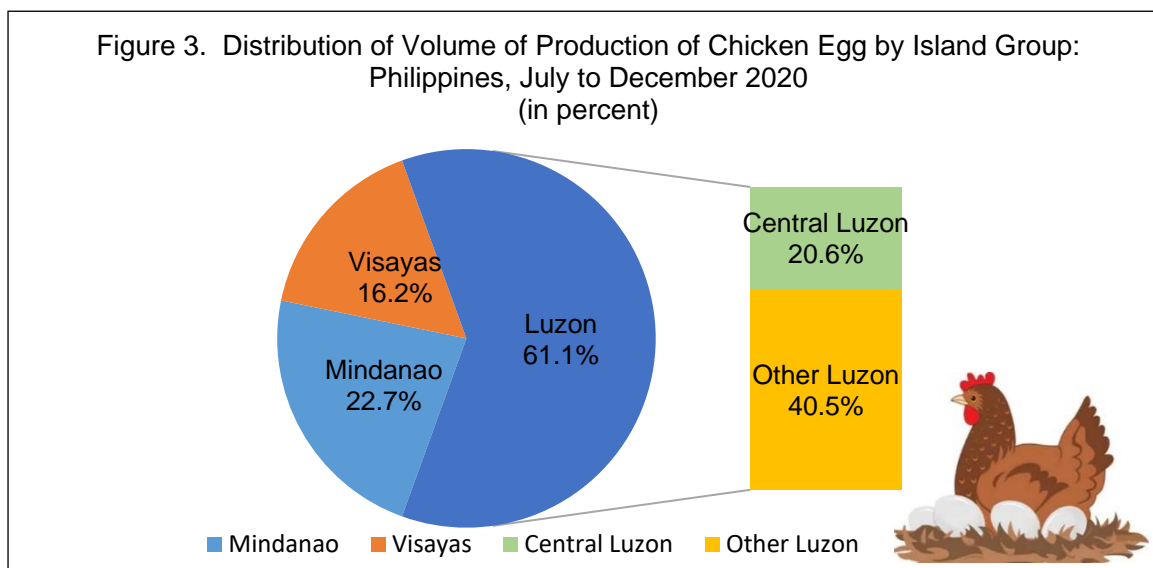
- During the first half of 2020, the total volume of duck production in Central Luzon increased by 7.8 percent from 5,533 metric tons in the second semester of 2019 to 5,964 metric tons in the same period of 2020. (see Table 1)
- In terms of duck production, Central Luzon was the top producing region in the country from July to December 2020 with 38.2 percent share to the national production. (see Figure 2 and Table 2)



Source: Philippine Statistics Authority

Central Luzon had the Second Largest Share in Chicken Egg Production

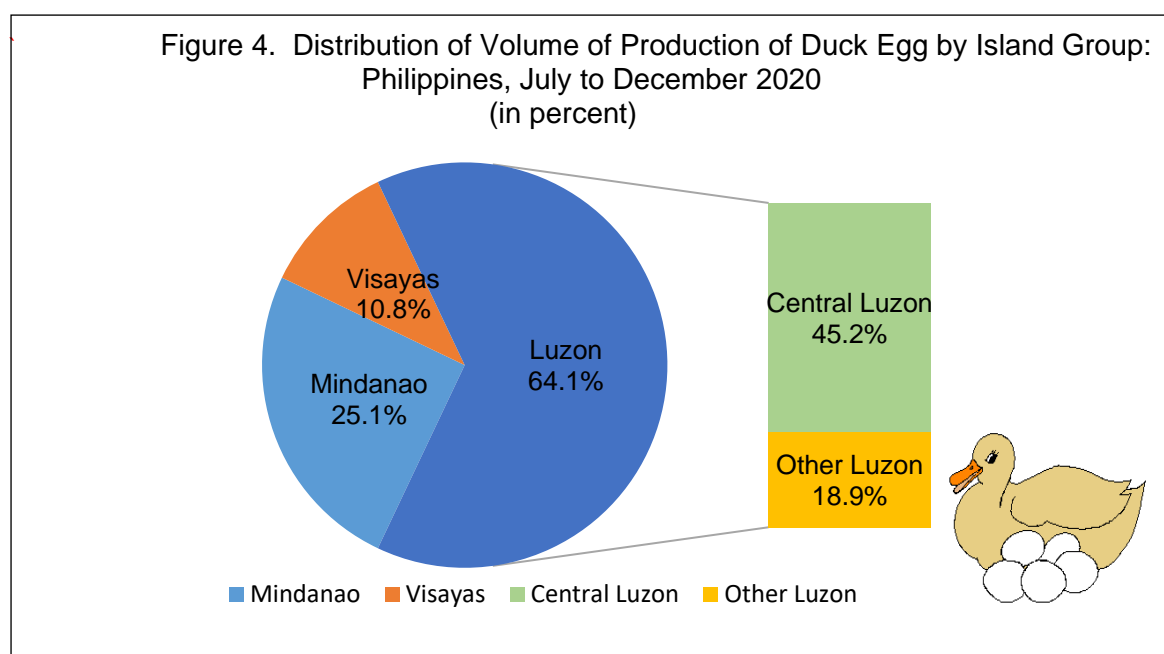
- The chicken egg production for the Central Luzon was estimated at 63,624 metric tons during the period July to December 2020. It increased by 4.0 percent compared to the 61,209 metric tons production in the same period of 2019. (see Table 1)
- Central Luzon comprised one-fifth (20.6 percent share) of the country's chicken egg production. It has the second largest share next to the top chicken egg producing region, CALABARZON with 93,381 metric tons or 30.2 percent share. Central Visayas recorded third in rank with 9.1 percent share. (see Figure 3 and Table 2)



Source: Philippine Statistics Authority

Central Luzon's Duck Egg Production Increased by 11.7 Percent

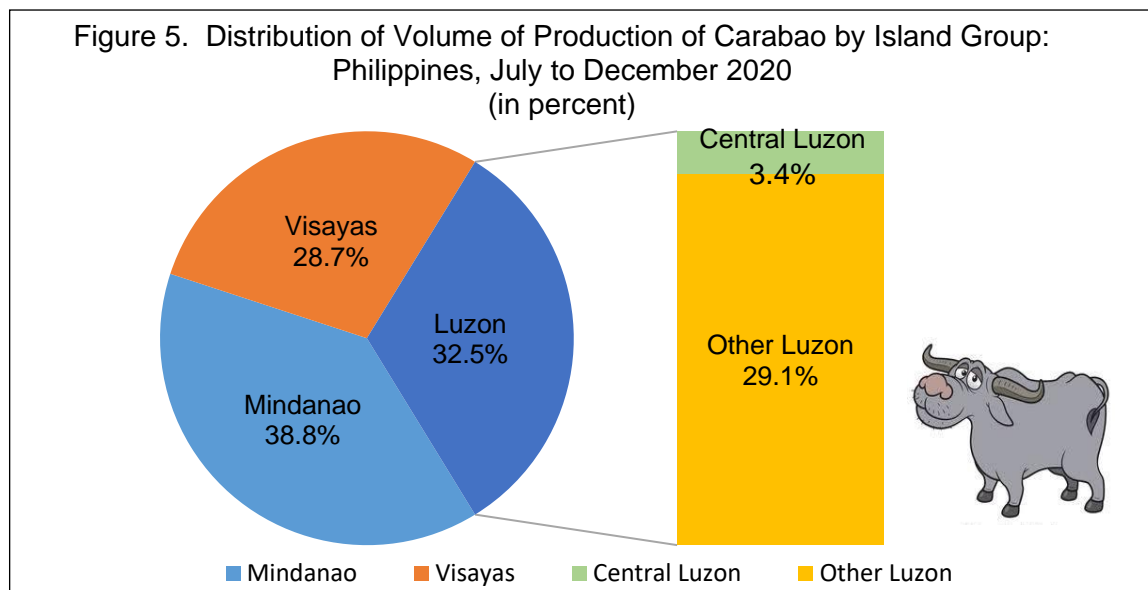
- From July to December 2020, the volume of duck egg production was 11,471 metric tons. This was 11.7 percent higher than the 10,271 metric tons production during the same period of 2019. (see *Table 1*)
- Central Luzon was the top producer of duck egg in the country. It contributed 45.2 percent to the national production. Western Visayas (9.7 percent share) and Northern Mindanao (8.9 percent share) ranked second and third, respectively. (see *Table 2*)
- Central Luzon's share was higher than the total contribution of all other Luzon regions. Also, the region's record was even higher than the respective shares of the island groups Visayas and Mindanao. (see *Figure 4*)



Source: Philippine Statistics Authority

Carabao Production Decreased by 17.2 Percent

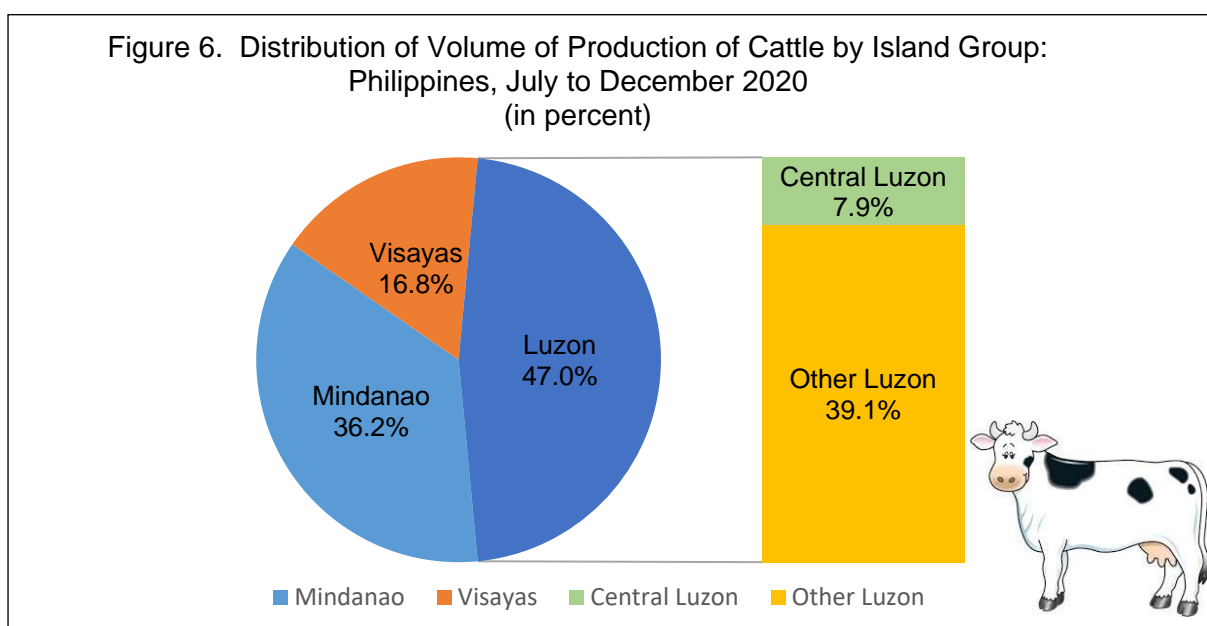
- During the second semester of 2020, the total volume of carabao production was 2,036 metric tons. It decreased by 17.2 percent from the 2,460 metric tons production from July to December 2018. (see *Table 1*)
- Western Visayas topped the rank in terms of volume of carabao production in the country during the period July to December 2020 with 8,406 metric tons and an equivalent percent share to the national level of 13.4 and Eastern Visayas had the second largest percent share of 8.45 with a production of 5,319 metric tons. (see *Table 2 and Figure 5*)



Source: Philippine Statistics Authority

Central Luzon Ranked Fifth in the Country’s Total Volume of Cattle Production

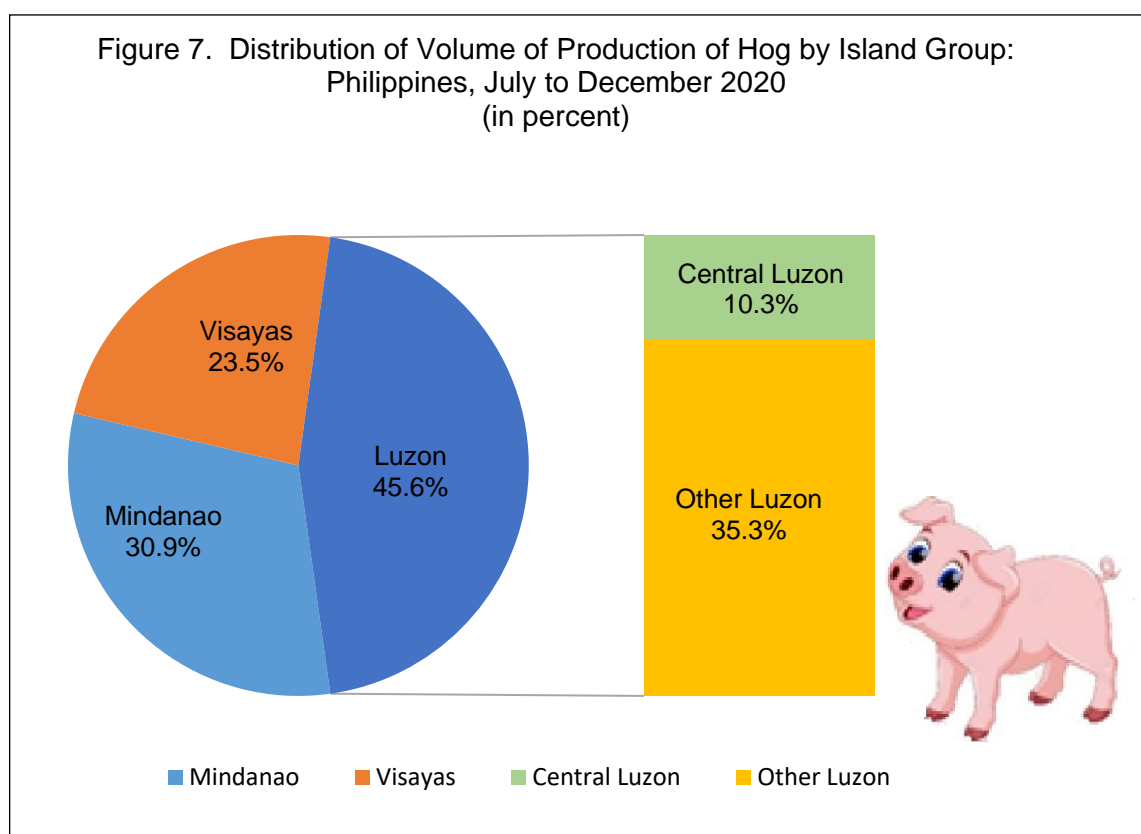
- From July to December 2020, the total volume of cattle production in Central Luzon was 9,631 metric tons. It increased by 2.7 percent compared with the 9,381 metric tons production in the second half of 2019. (see Table 1)
- Central Luzon ranked fifth in the country’s total volume of cattle production with 7.9 percent share. Northern Mindanao with 13.6 percent share was the top producer of cattle followed by CALABARZON with 10.4 percent share. Ilocos Region ranked third with 10.3 percent share and Western Visayas ranked fourth with 8.3 percent share. (see Figure 6 and Table 2)



Source: Philippine Statistics Authority

Central Luzon's Hog Production Decelerated by 47.3 Percent

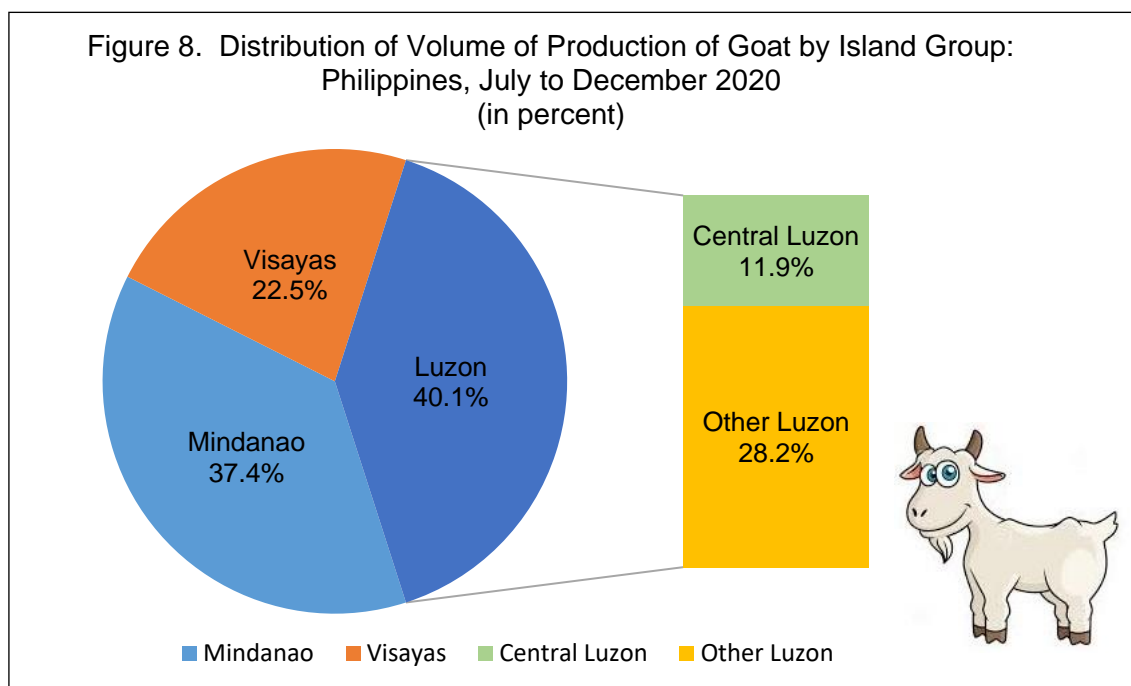
- Central Luzon's total volume of hog production was 105,404 metric tons in the second semester of 2020. This was 47.3 percent lower than 200,142 metric tons production from July to December 2019. (see *Table 1*)
- Central Luzon was previously consistent as the top hog producing region in the country in the past years. However, during the second half of 2020, the region's share in terms of hog production ranked third which recorded a drastic decreased of 47.3 percent compared to the same period of 2019. One of the possible reasons for the decrease in hog production of the region was the reported African Swine Fever (ASF) incidence.
- In the second half of 2020, CALABARZON was the top hog-producing region in the country with 16.9 percent share or 172,904 metric tons. The second highest producing region was Northern Mindanao with 10.6 percent share or 108,120 metric tons. (see *Figure 7 and Table 2*)



Source: Philippine Statistics Authority

Central Luzon Ranked Third in terms of Total Volume of Goat Production

- Central Luzon's total volume of goat production was 4,725 metric tons in the second semester of 2020. It increased by 5.1 percent from 4,520 metric tons during the same period a year ago. (see *Table 1*)
- At the national level, Central Luzon ranked third in terms of total volume of goat production with 11.9 percent share. Central Visayas topped the goat production with 5,251 metric tons or 13.2 percent share. Ilocos Region ranked second with 4,882 metric tons of goat production. (see *Table 2*)



Source: Philippine Statistics Authority


ARLENE M. DIVINO
OIC-Regional Director

STATISTICAL TABLE

Table 1. Volume of Production by Commodity: Central Luzon,
July to December 2020 and 2019
(in metric ton, liveweight)

| Commodity | Volume of Production | | Percent Change |
|-------------|----------------------|---------|-------------------|
| | 2020 | 2019 | |
| Carabao | 2,036 | 2,460 | (17.2) |
| Cattle | 9,631 | 9,381 | 2.7 |
| Hog | 105,404 | 200,142 | (47.3) |
| Goat | 4,752 | 4,520 | 5.1 |
| Chicken | 325,174 | 353,827 | (8.1) |
| Chicken egg | 63,624 | 61,209 | 3.9 |
| Duck | 5,964 | 5,533 | 7.8 |
| Duck egg | 11,471 | 10,271 | 11.7 |

Source: Philippine Statistics Authority

Table 2. Volume of Production by Region and Commodity:
Philippines, July to December 2019
(in metric ton, liveweight)

| Region | Carabao | Cattle | Hog | Goat | Chicken | Chicken eggs | Duck | Duck eggs |
|----------------------|--------------|--------------|-------------------|-----------------|----------------|-----------------|--------------|---------------|
| PHILIPPINES | 62,931 | 122,513 | 1,023,956.83 | 39,815.20 | 916,134 | 309,162 | 15,604 | 25,354 |
| CAR | 1,500 | 1,958 | 13,966.86 | 416.01 | 3,378 | 2,443 | 376 | 269 |
| Ilocos Region | 3,964 | 12,558 | 42,499.34 | 4,881.57 | 40,722 | 11,131 | 502 | 479 |
| Cagayan Valley | 4,315 | 6,946 | 33,295.67 | 711.93 | 28,677 | 6,910 | 1,185 | 1,186 |
| Central Luzon | 2,036 | 9,631 | 105,403.66 | 4,752.12 | 325,174 | 63,624 | 5,964 | 11,471 |
| CALABARZON | 4,420 | 12,774 | 172,903.64 | 1,940.82 | 154,040 | 93,382 | 428 | 1,861 |
| MIMAROPA | 2,170 | 5,002 | 39,646.01 | 1,461.74 | 6,112 | 3,838 | 250 | 231 |
| Bicol Region | 3,983 | 8,691 | 58,854.00 | 1,799.78 | 25,340 | 7,438 | 452 | 753 |
| Western Visayas | 8,406 | 10,141 | 99,288.14 | 3,379.71 | 59,174 | 19,001 | 1,411 | 2,451 |
| Central Visayas | 2,353 | 9,364 | 98,020.27 | 5,251.12 | 53,334 | 28,021 | 200 | 146 |
| Eastern Visayas | 5,319 | 1,139 | 43,986.99 | 333.17 | 28,291 | 3,211 | 489 | 154 |
| Zamboanga Peninsula | 3,273 | 6,143 | 42,227.11 | 1,558.87 | 18,307 | 8,634 | 211 | 1,082 |
| Northern Mindanao | 4,855 | 16,625 | 108,119.84 | 3,602.06 | 87,014 | 26,396 | 684 | 2,259 |
| Davao Region | 5,311 | 6,547 | 75,781.19 | 3,176.23 | 38,607 | 14,808 | 511 | 646 |
| SOCCSKSARGEN | 4,430 | 8,285 | 64,512.92 | 2,681.76 | 37,298 | 13,560 | 2,220 | 1,567 |
| Caraga | 1,342 | 783 | 20,427.67 | 349.62 | 7,947 | 4,500 | 86 | 296 |
| ARMM | 5,253 | 5,926 | 5,023.54 | 3,518.71 | 2,718 | 2,264 | 635 | 503 |

Source: Philippine Statistics Authority

TECHNICAL NOTES

LIVESTOCK AND POULTRY VOLUME OF PRODUCTION

This Special Release presents the data on livestock and poultry volume of production for July to December 2020 from the Backyard Livestock and Poultry Survey (BLPS) and Commercial Livestock and Poultry Survey (CLPS) in Central Luzon. Data are presented at the regional level by commodity in Table 1. Also, data are presented by region and by commodity in Table 2.

The BLPS and CLPS are two (2) major surveys which aim to generate primary data on supply and disposition of animals from backyard farms and commercial farms, respectively. The purpose of the surveys is to be able to determine/ measure the performance of the livestock and poultry industry.

| | Survey Period | Reference Period |
|-------------|----------------------|-------------------------|
| BLPS | 01-08 October 2020 | July – September 2020 |
| | 01-08 December 2020 | October – December 2020 |
| CLPS | 21-30 September 2020 | July – September 2020 |
| | 17-30 November 2020 | October – December 2020 |

Definition of Terms

Volume of Production - the volume of locally-raised animals disposed for slaughter, which include animals shipped-out for slaughter. This is expressed in metric tons, liveweight.

Backyard/Commercial Livestock and Poultry Survey - two (2) major surveys which aim to generate primary data on supply and disposition of animals from backyard farms (small hold raisers) and commercial farms.

Livestock - refers to farm animals kept or raised for consumption, work or leisure. In general, poultry is separated as a distinct group of farm animals. For purposes of censuses and surveys, livestock covers only those that are tended and raised by an operator.

Poultry - is a collective term for all domesticated avian for the purpose of food consumption or, the carcass of such avian dressed/processed for human consumption. Fowl is a term used to refer to a specific group of avian sharing common anatomical characteristics, e.g. chicken.

Backyard farm/raiser - refers to any farm or household raising at least one head of animal or bird and does not qualify as a commercial farm.

Commercial Livestock Farm/Operator - refers to any livestock operator or farm which operation satisfies at least one of the following conditions: a) at least 21 head of adults and zero young b) at least 41 head of young animals c) at least 10 head of adults and 22 head of young animals.

Commercial Poultry Farm/Operator - refers to any poultry operator or farm which operation satisfies at least one of the following conditions: a) 500 layers or 1,000 broilers b) 100 layers and 100 broilers if raised in combination c) 100 birds of duck regardless of age.

Liveweight – the body weight of live animals disposed for slaughter.